



(12) **United States Design Patent**  
**Elias**

(10) **Patent No.:** **US D775,492 S**  
(45) **Date of Patent:** **\*\* Jan. 3, 2017**

- (54) **BEVERAGE CUP LID**
- (71) Applicant: **Lioncub Limited**, Dublin (IE)
- (72) Inventor: **Michael Joseph Elias**, Dublin (IE)
- (73) Assignee: **LIONCUB LIMITED**, Sandyford (IE)
- (\*\*) Term: **14 Years**
- (21) Appl. No.: **29/501,483**
- (22) Filed: **Sep. 4, 2014**
- (30) **Foreign Application Priority Data**

Mar. 6, 2014 (EM) ..... 002419390

- (51) **LOC (10) Cl.** ..... **07-01**
- (52) **U.S. Cl.**  
USPC ..... **D7/392.1**; D9/447
- (58) **Field of Classification Search**  
USPC ..... D7/300, 316, 387, 396.2, 397, 510;  
D8/352, 399; D9/420, 428, 429, 434-436,  
D9/440, 443, 439, 444-447, 449,  
D9/450-454, 456, 499, 503, 504, 549,  
D9/715, 717, 718, 728, 738, 741;  
D23/260, 269, 390; D24/224; 99/375;  
215/252; 220/212, 371, 220/530, 608,  
220/711, 713, 839; 426/394  
CPC ..... B65D 41/26; B65D 2543/00046  
See application file for complete search history.

(56) **References Cited**

**U.S. PATENT DOCUMENTS**

|           |     |         |                     |        |
|-----------|-----|---------|---------------------|--------|
| 4,441,623 | A   | 4/1984  | Antoniak            |        |
| D380,678  | S   | 7/1997  | Borgstede et al.    |        |
| D476,891  | S   | 7/2003  | Clarke et al.       |        |
| D533,778  | S   | 12/2006 | Hollis et al.       |        |
| D635,855  | S   | 4/2011  | Smith et al.        |        |
| D655,160  | S   | 3/2012  | Daniel              |        |
| D686,074  | S   | 7/2013  | Brinckerhoff et al. |        |
| D696,941  | S * | 1/2014  | Kim                 | D9/447 |
| D696,942  | S * | 1/2014  | Kim                 | D9/447 |

|              |      |         |                   |                         |
|--------------|------|---------|-------------------|-------------------------|
| D696,943     | S *  | 1/2014  | Kim               | D9/447                  |
| D704,053     | S *  | 5/2014  | Kim               | D9/447                  |
| D705,058     | S *  | 5/2014  | Kim               | D9/447                  |
| D716,654     | S *  | 11/2014 | Dubitsky          | D9/435                  |
| D716,656     | S    | 11/2014 | Carregui et al.   |                         |
| D720,615     | S *  | 1/2015  | Panone            | D9/447                  |
| D734,152     | S *  | 7/2015  | Hager             | D9/447                  |
| D739,233     | S    | 9/2015  | Antal, Sr. et al. |                         |
| D739,238     | S *  | 9/2015  | Kim               | D9/447                  |
| D739,243     | S *  | 9/2015  | Plumlee           | D9/499                  |
| 2012/0267384 | A1 * | 10/2012 | Bye               | B65D 43/02<br>220/711   |
| 2015/0166245 | A1 * | 6/2015  | Elias             | B65D 81/3876<br>220/739 |
| 2015/0201777 | A1 * | 7/2015  | Kim               | A47G 19/2272<br>220/713 |

\* cited by examiner

**OTHER PUBLICATIONS**

Notice of References Cited from Notice of Allowance for U.S. Appl. No. 29/557,165, mailed Aug. 4, 2016.

*Primary Examiner* — Robert M Spear  
*Assistant Examiner* — Darcey E Heflin  
(74) *Attorney, Agent, or Firm* — Greer, Burns & Crain, Ltd.

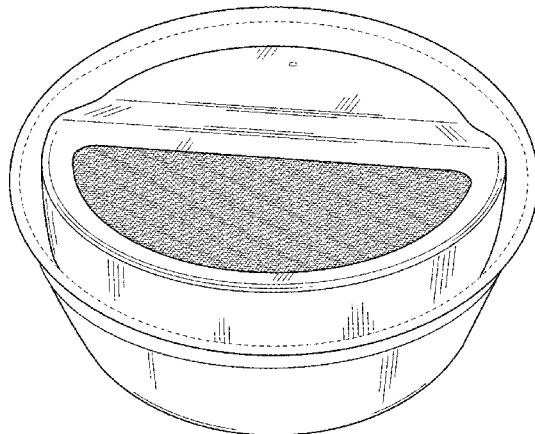
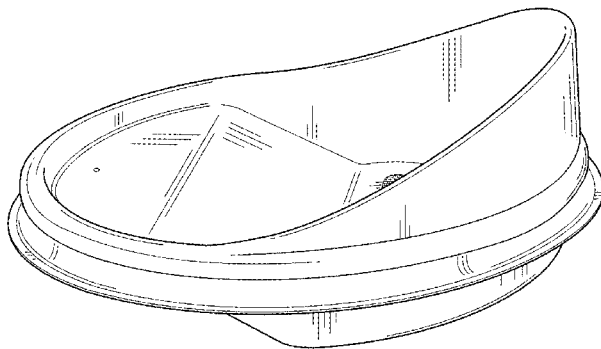
(57) **CLAIM**

The ornamental design for a beverage cup lid, as shown and described.

**DESCRIPTION**

FIG. 1 is a top perspective view of a beverage cup lid; FIG. 2 is a bottom perspective view of same; FIG. 3 is a top view of the beverage cup lid of FIG. 1; FIG. 4 is a bottom view of same; FIG. 5 is a right side view of the beverage cup lid of FIG. 1, both sides being mirror images of each other; and, FIG. 6 is a side perspective view of the beverage cup lid of FIG. 1 shown on a beverage cup. The structure shown in broken lines is for environment purposes only and does not form part of the claimed invention.

**1 Claim, 6 Drawing Sheets**



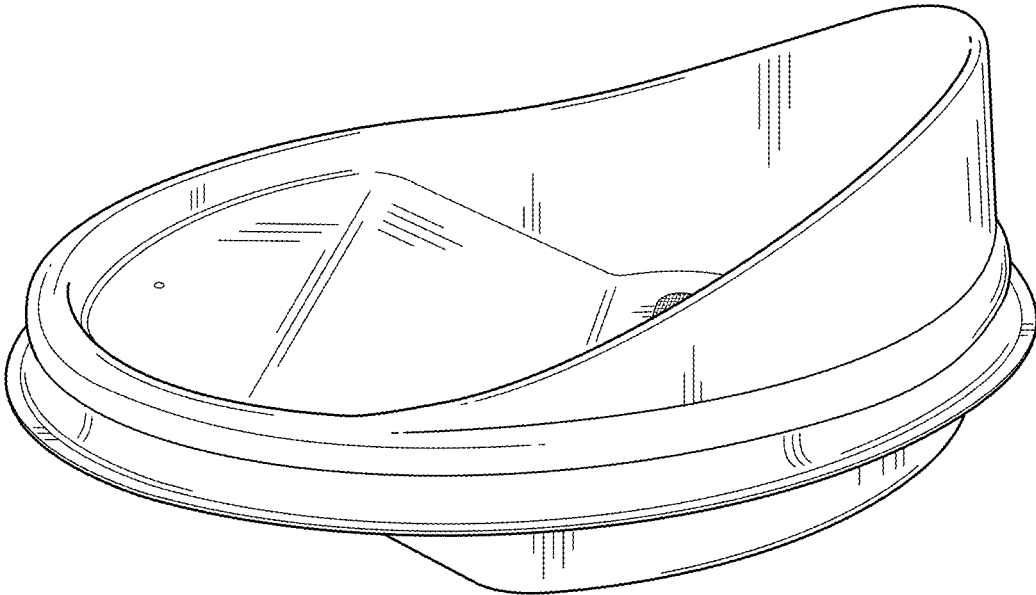


FIG. 1

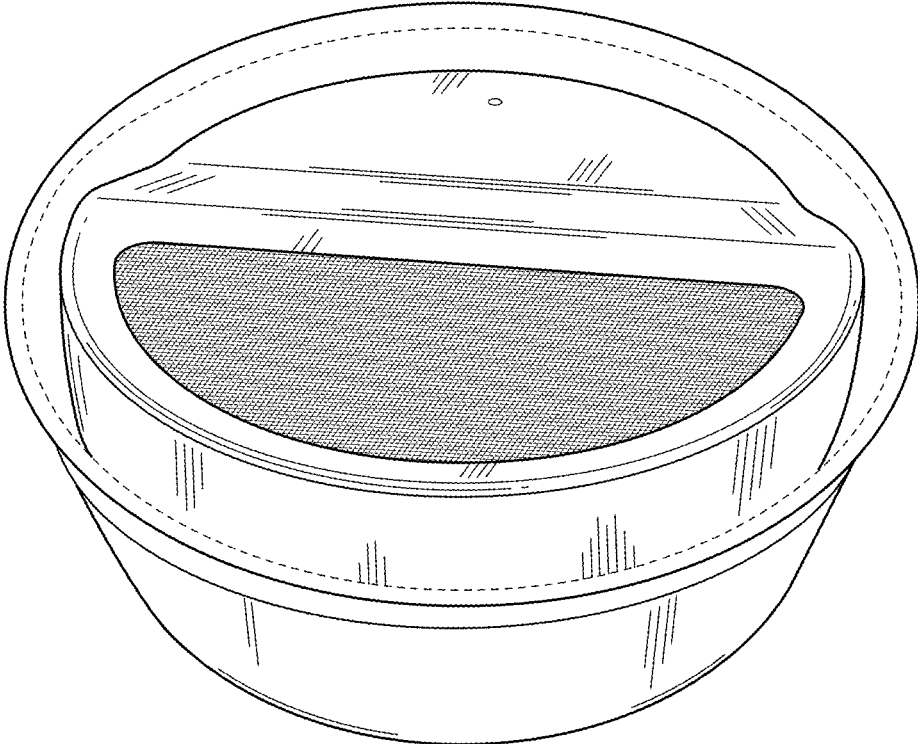


FIG. 2

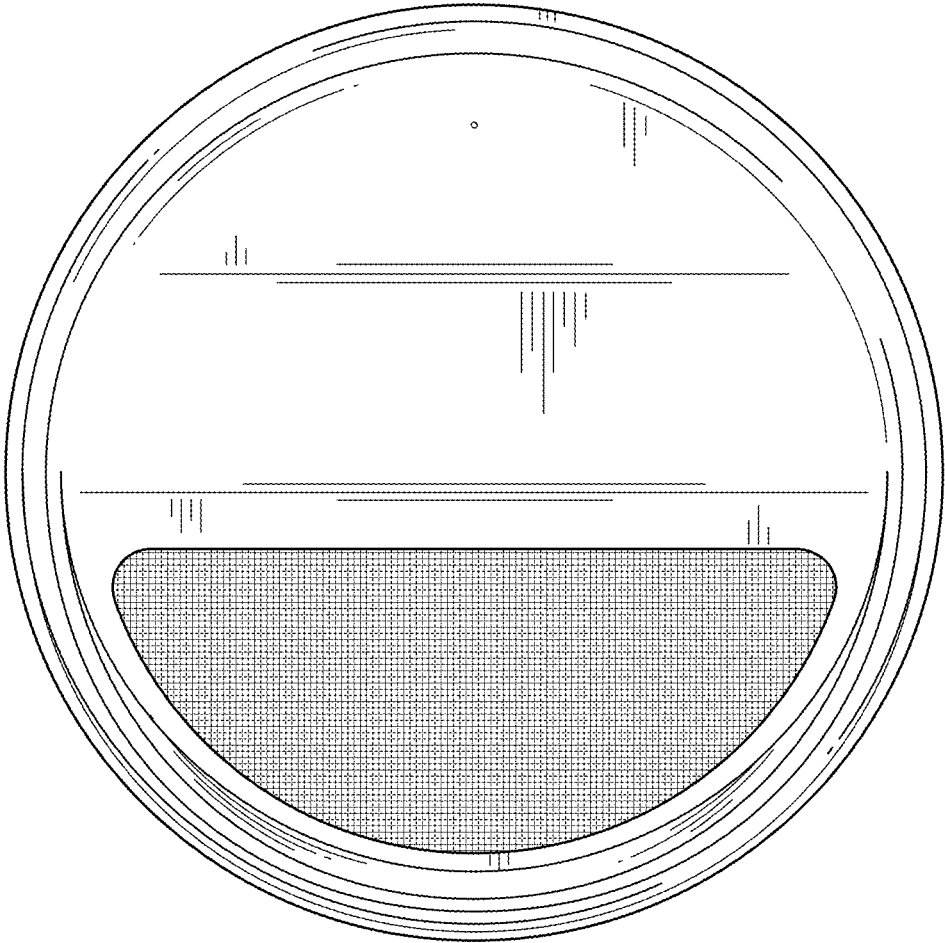


FIG. 3

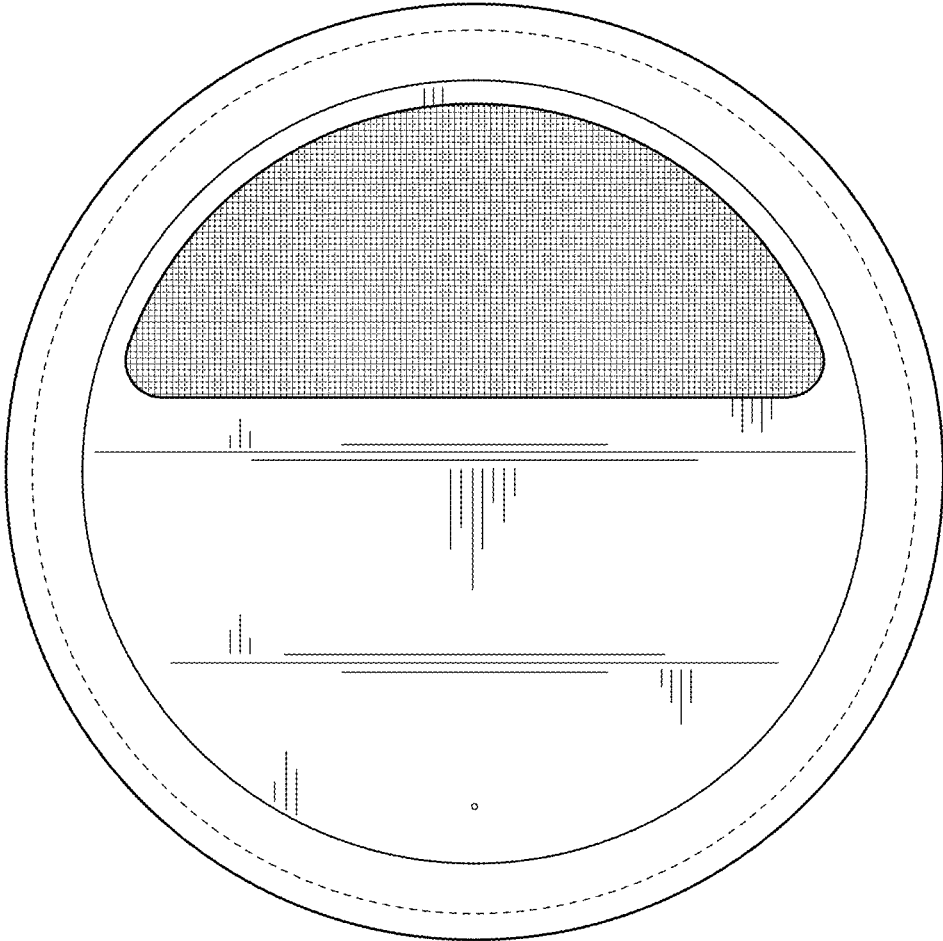


FIG. 4

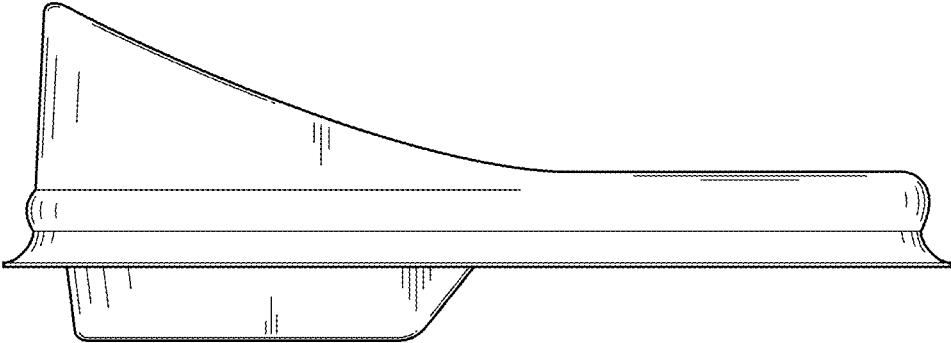


FIG. 5

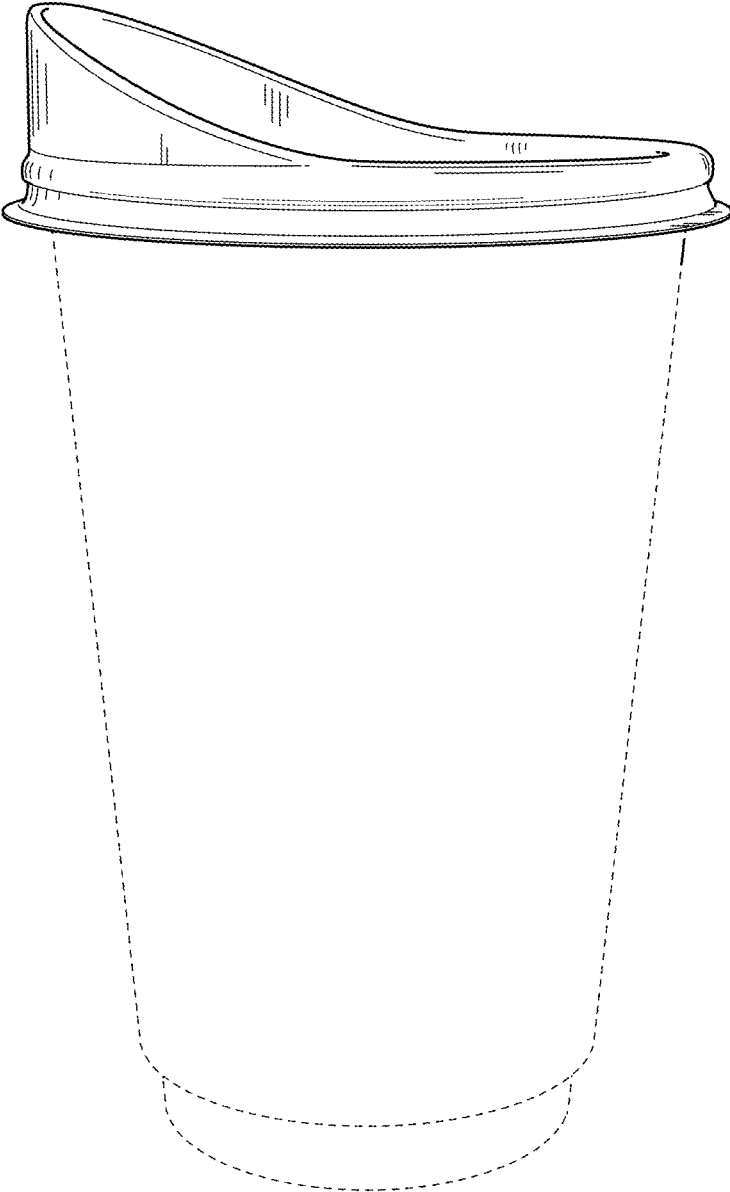


FIG. 6