



US00D685343S

(12) **United States Design Patent**
Fletcher et al.

(10) **Patent No.:** **US D685,343 S**

(45) **Date of Patent:** **** *Jul. 2, 2013**

(54) **CORDED HEADSET**

(75) Inventors: **Jodie Elizabeth Fletcher**, Ottawa (CA);
Robert Alexander Sawatsky, Carleton
Place (CA); **Todd Andrew Wood**,
Toronto (CA); **Ian James Murchison**,
Toronto (CA); **Anders Fahrendorff**,
Ottawa (CA)

(73) Assignee: **Research In Motion Limited**, Waterloo,
Ontario (CA)

(*) Notice: This patent is subject to a terminal dis-
claimer.

(**) Term: **14 Years**

(21) Appl. No.: **29/414,281**

(22) Filed: **Feb. 27, 2012**

(51) **LOC (9) Cl.** **14-01**

(52) **U.S. Cl.**
USPC **D14/205**

(58) **Field of Classification Search**
USPC D14/205, 206, 223, 192, 218; 181/129,
181/130, 135; 379/430, 431, 420.01; 381/380,
381/381, 384; D13/133; 455/90.3, 575.1
See application file for complete search history.

(56) **References Cited**

U.S. PATENT DOCUMENTS

D244,611 S *	6/1977	Gietzen	D13/133
4,646,872 A *	3/1987	Kamon et al.	181/129
4,893,344 A *	1/1990	Tragardh et al.	381/381
4,901,355 A *	2/1990	Moore	381/381
D318,856 S *	8/1991	Azima	D14/354
D430,139 S *	8/2000	Peters et al.	D14/205
D430,547 S *	9/2000	Yoon	D14/142

D430,860 S *	9/2000	Yoon	D14/142
6,122,369 A *	9/2000	Hwang et al.	379/420.04
6,126,465 A *	10/2000	Franks, Jr.	439/218
D467,907 S *	12/2002	Marion et al.	D14/223
D469,755 S *	2/2003	Hlas et al.	D14/223
D470,123 S *	2/2003	Hlas et al.	D14/205
6,999,586 B2 *	2/2006	Yun	379/444
D529,901 S *	10/2006	Ohta	D14/223
7,139,590 B2 *	11/2006	Liu et al.	455/557
D567,185 S *	4/2008	Mayo et al.	D13/158
D582,354 S *	12/2008	Andre et al.	D13/158
D582,389 S *	12/2008	Bose et al.	D14/205
D588,584 S *	3/2009	Park et al.	D14/226
D636,756 S *	4/2011	Fahrendorff et al.	D14/205
D648,315 S *	11/2011	Kao	D14/205
D659,673 S *	5/2012	Fahrendorff et al.	D14/205

* cited by examiner

Primary Examiner — Paula Greene

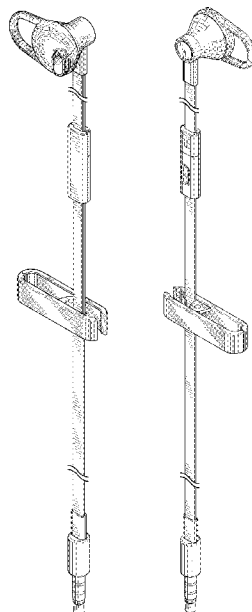
(57) **CLAIM**

We claim the ornamental design for a corded headset, as shown and described.

DESCRIPTION

FIG. 1 is a front perspective view of a corded headset showing our new design;
FIG. 2 is a back perspective view thereof;
FIG. 3 is a front elevational view thereof;
FIG. 4 is a back elevational view thereof;
FIG. 5 is a right elevational view thereof;
FIG. 6 is a left elevation view thereof;
FIG. 7 is a top plan view thereof; and,
FIG. 8 is a bottom plan view thereof, wherein the cord of the corded headset is shown in FIGS. 1 to 6 with symbolic breaks to indicate an indeterminate length. The symbolic breaks and portions of the corded headset between adjacent symbolic break indications form no part of the claimed design.

1 Claim, 6 Drawing Sheets



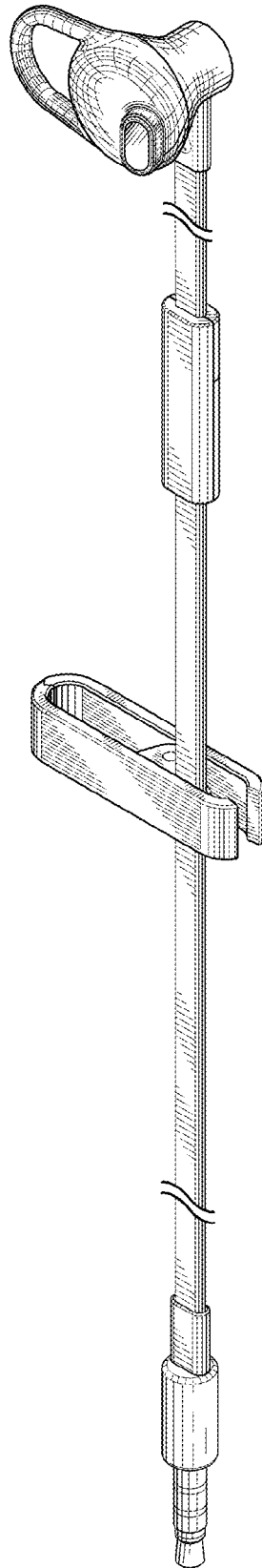


FIG.1

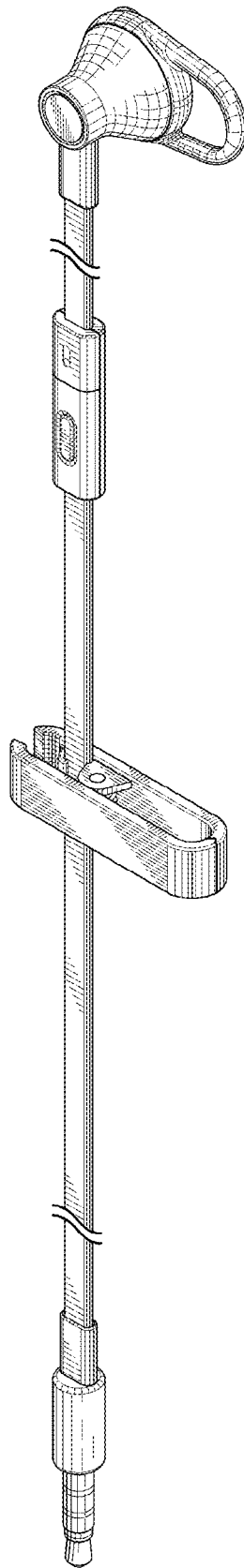


FIG.2

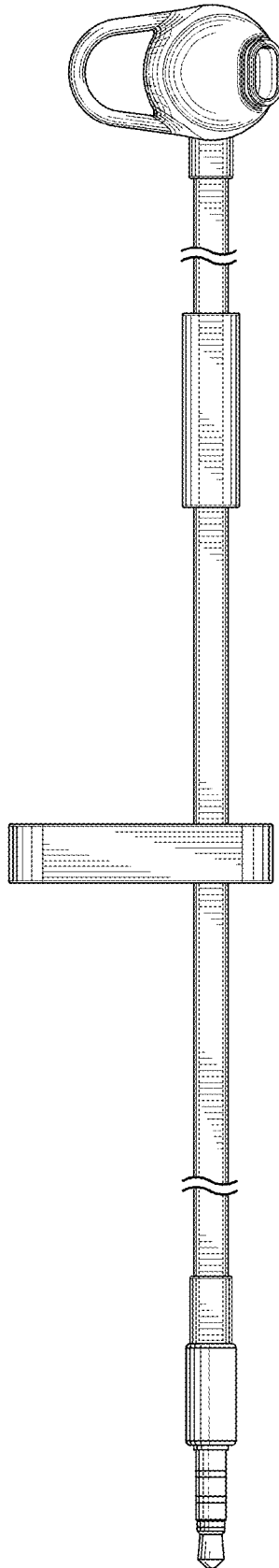


FIG.3

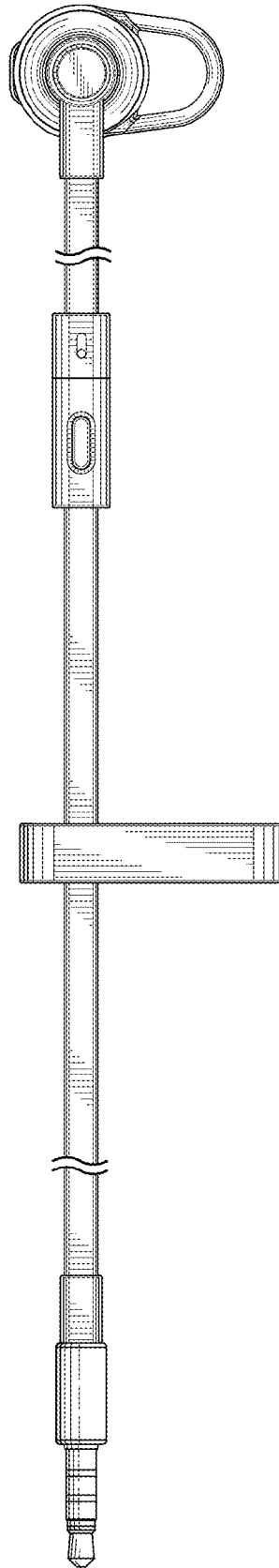


FIG.4

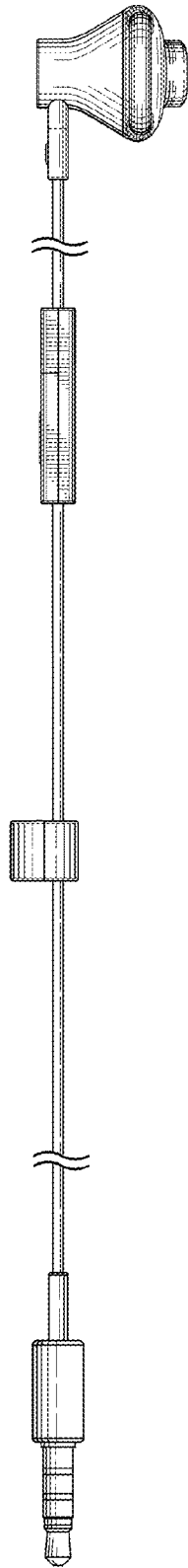


FIG.5

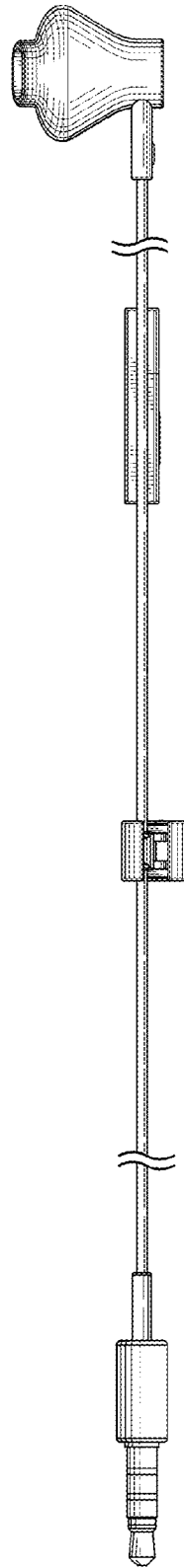


FIG.6

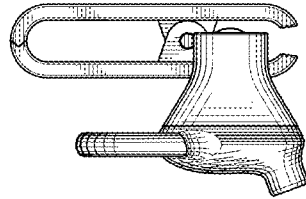


FIG. 7

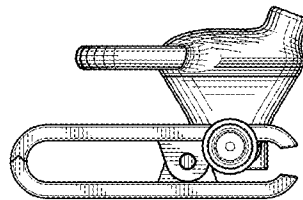


FIG. 8