

# United States Patent [19]

Fister, Jr.

[11] Patent Number: **Des. 318,576**

[45] Date of Patent: **\*\* Jul. 30, 1991**

[54] CHAIR

[76] Inventor: **Lee H. Fister, Jr., P.O. Box 43,  
Centerville, Ohio 45459**

[\*\*] Term: **14 Years**

[21] Appl. No.: **157,303**

[22] Filed: **Feb. 17, 1988**

[52] U.S. Cl. .... **D6/334**

[58] Field of Search ..... **D6/334, 381, 373**

[56] **References Cited**

### U.S. PATENT DOCUMENTS

D. 219,234	1/1971	Winrow	.....	D6/334
D. 234,171	1/1975	Long	.....	D6/334
D. 279,840	7/1985	Guillon	.....	D6/381

### OTHER PUBLICATIONS

Selig Cat., date 3-23-1973, p. M115A, Chair No. 535-15.

Furniture Specialties, 3-23-1973, Setter No. 1610. Interiors 12-1983 p. 47 Sofa & Chair.

*Primary Examiner*—Nelson C. Holtje  
*Assistant Examiner*—J. H. Musgrove  
*Attorney, Agent, or Firm*—Wood, Herron & Evans

[57] **CLAIM**

The ornamental design for a chair, as shown and described.

### DESCRIPTION

FIG. 1 is a perspective view of a chair showing my new design;


FIG. 2 is a front elevational view thereof;

FIG. 3 is a side elevational view and the opposite side being a mirror image thereof;

FIG. 4 is a top plan view thereof;

FIG. 5 is a bottom plan view thereof; and

FIG. 6 is a rear elevational view thereof.






FIG. 1




FIG. 2




FIG. 3




FIG. 4




FIG. 5




FIG. 6