



US00D404548S

United States Patent [19]
McDonald

[11] **Patent Number: Des. 404,548**

[45] **Date of Patent: **Jan. 26, 1999**

[54] **SNOWBOARDING BOOT SOLE**

[76] Inventor: **Steven C. McDonald**, 631 NE. Royal Ct., Portland, Oreg. 97232

[**] Term: **14 Years**

[21] Appl. No.: **52,541**

[22] Filed: **Jan. 8, 1996**

[51] **LOC (6) Cl. 02-04**

[52] **U.S. Cl. D2/956; D2/951; D2/954; D2/957**

[58] **Field of Search** D2/897, 902, 906, D2/908, 914, 916, 919, 946-960, 962, 964; D12/147; 36/85, 101, 103, 104, 106, 113-115, 124, 126, 127-130, 3 B, 11.5, 12-15, 22 R, 25 R, 30 R, 32 R, 32 A, 33, 172

[56] **References Cited**

U.S. PATENT DOCUMENTS

2,432,533	12/1947	Margolin	36/32 R
4,327,503	5/1982	Johnson	6/32 R
4,345,387	8/1982	Daswick	36/3 B
4,402,145	9/1983	Dassler	36/129
4,896,441	1/1990	Galasso	36/3 B

Primary Examiner—Celia Murphy
Attorney, Agent, or Firm—Wolf, Greenfield & Sacks, P.C.

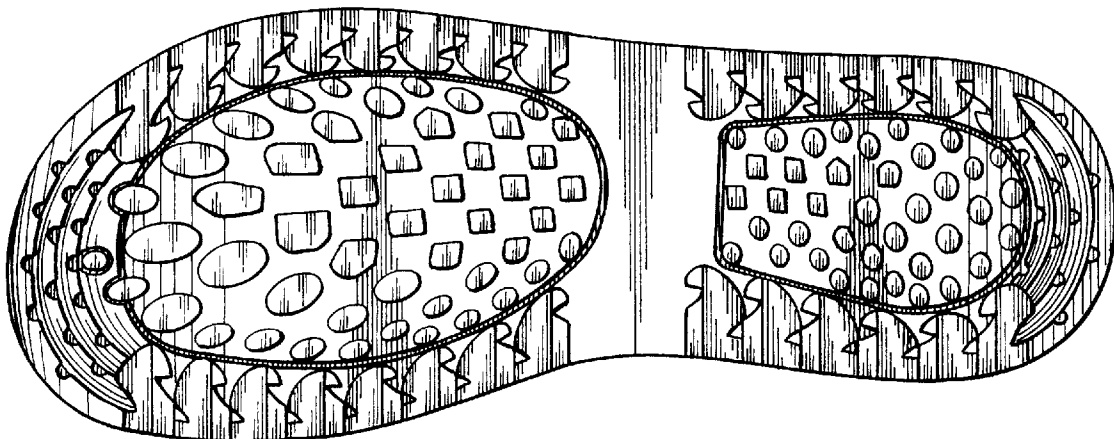
[57] **CLAIM**

The ornamental design for a snowboarding boot sole, as shown and described.

DESCRIPTION

FIG. 1 is a top plan view of a snowboarding boot sole showing my new design;
 FIG. 2 is a left side view thereof, the broken lines partially showing a shoe upper in FIGS. 2 through 10 being for illustrative purposes only, forming no part of the claimed design;
 FIG. 3 is a right side view thereof;
 FIG. 4 is a front view thereof, the top surface partially shown in FIGS. 4 and 5 forming no part of the claimed design;
 FIG. 5 is a rear view thereof;
 FIG. 6 is a left side view of an alternate embodiment of the design shown in FIG. 6;
 FIG. 7 is a right side view on FIG. 6;
 FIG. 8 is a front view of FIG. 6;
 FIG. 9 is a front view of FIG. 6;
 FIG. 10 is a perspective view of FIG. 1; and,
 FIG. 11 is a perspective view of FIG. 6.

1 Claim, 3 Drawing Sheets






Fig. 1

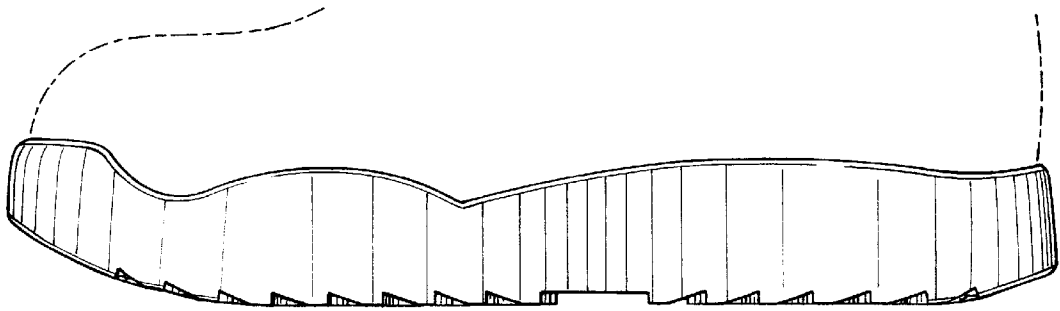


Fig. 2

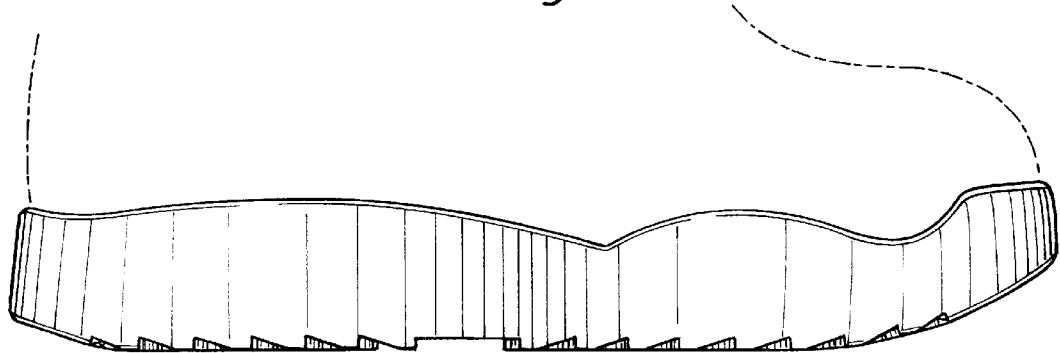


Fig. 3




Fig. 4

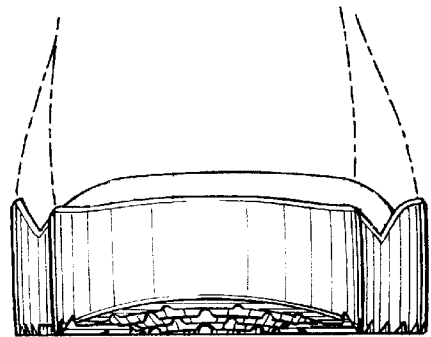


Fig. 5

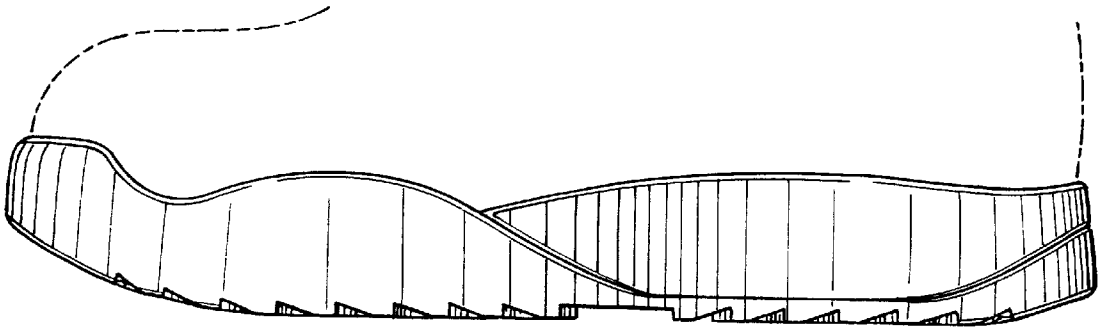


Fig. 6

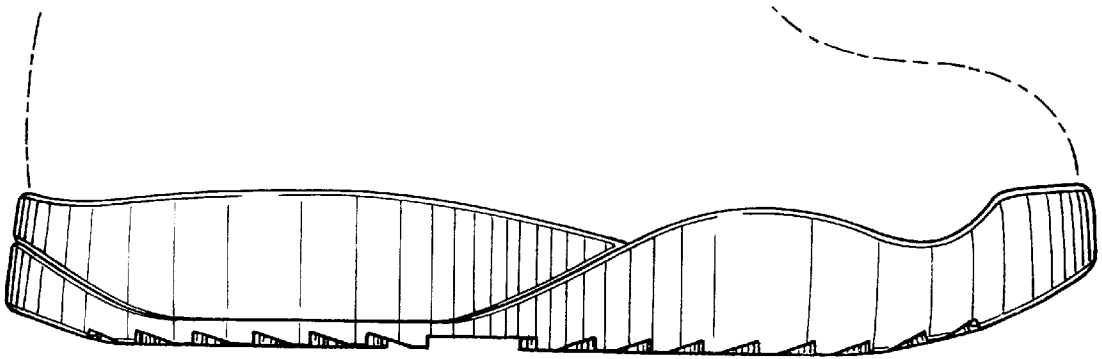


Fig. 7

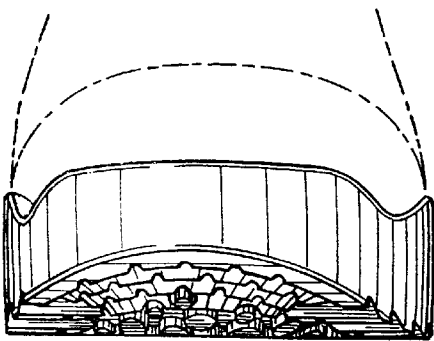


Fig. 8

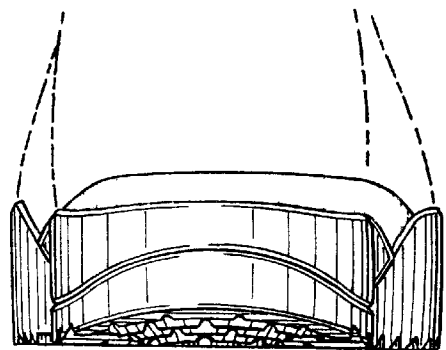


Fig. 9

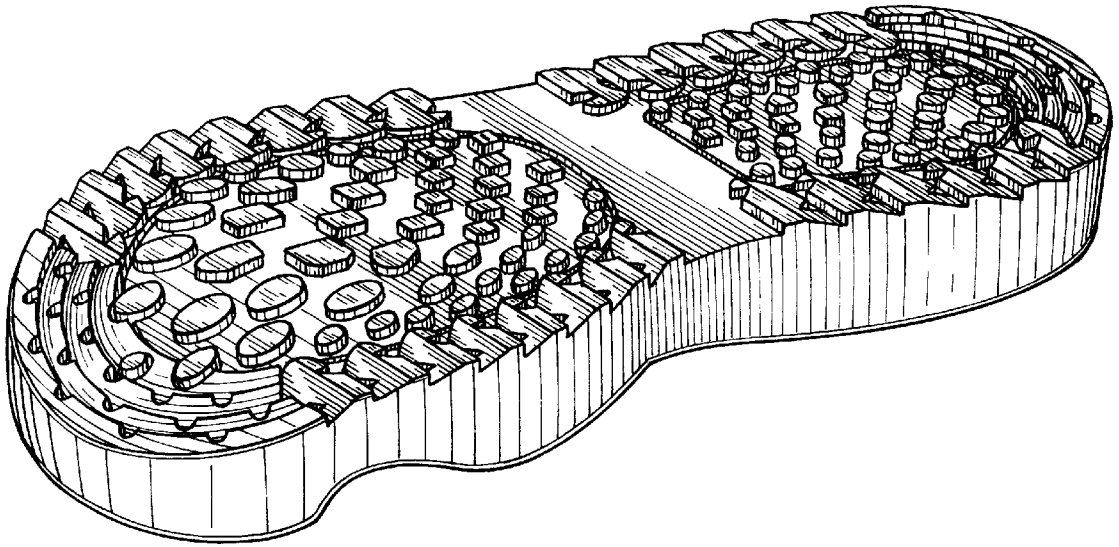


Fig. 10

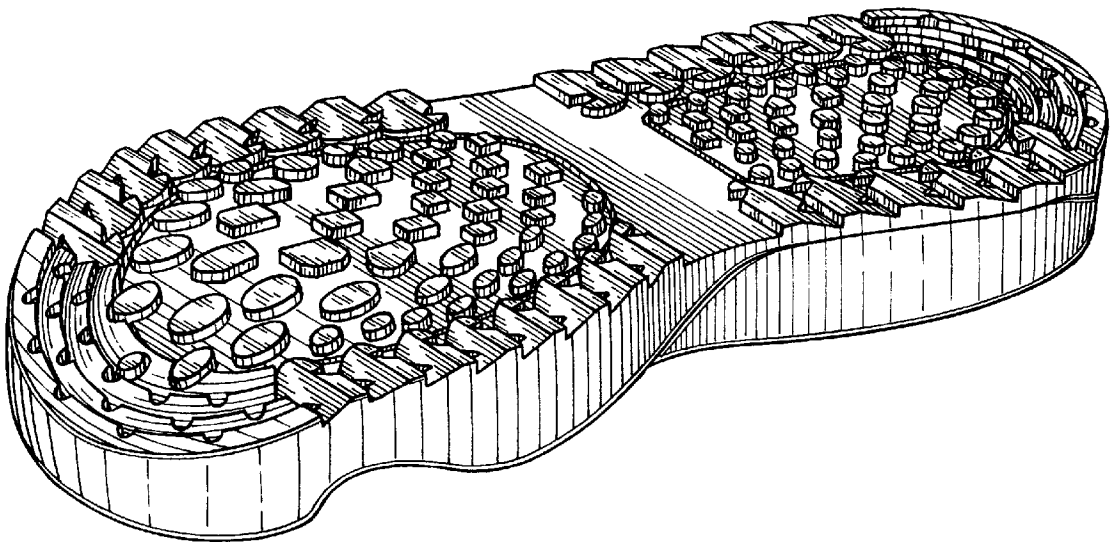


Fig. 11