



US00D775126S

(12) **United States Design Patent** (10) **Patent No.:** **US D775,126 S**
Montero Odasso (45) **Date of Patent:** **** Dec. 27, 2016**

(54) **SMART WATCH**

D756,824 S * 5/2016 Akana D10/103

(71) Applicant: **Victor Hugo Montero Odasso**, Bal Harbour, FL (US)

* cited by examiner

(72) Inventor: **Victor Hugo Montero Odasso**, Bal Harbour, FL (US)

Primary Examiner — Antoine D Davis
(74) *Attorney, Agent, or Firm* — Victor Hugo Montero Odasso

(73) Assignee: **LINSAY KIDS WATCH**, Bal Harbour, FL (US)

(**) Term: **15 Years**

(57) **CLAIM**

(21) Appl. No.: **29/532,153**

The ornamental design for a smart watch, as shown and described.

(22) Filed: **Jul. 2, 2015**

(51) **LOC (10) Cl.** **14-02**

(52) **U.S. Cl.**

USPC **D14/344**; D10/38; D10/70; D10/98

(58) **Field of Classification Search**

USPC D10/30-39, 65, 70, 78, 97, 98; D11/3; D14/138 R, 203.5, 203.6, 341, 344, 347; D24/167, 168, 186

CPC A44C 5/00-5/16; G04B 37/00-37/228; G04B 45/0069; G04B 19/00-19/34; G04B 21/12; G04B 23/12; G04B 47/00-47/068; G01C 17/00; G01C 21/00-21/3697

See application file for complete search history.

DESCRIPTION

FIG. 1 is a top front perspective view of a smart watch showing my new design.

FIG. 2 is a top front left side elevation view of the smart watch.

FIG. 3 is a top front right side elevation view of the smart watch.

FIG. 4 is a top right perspective view of smart watch.

FIG. 5 is a top left perspective view of smart watch.

FIG. 6 is a top back left side perspective view of smart watch; and,

FIG. 7 is a top back right side perspective view of smart watch.

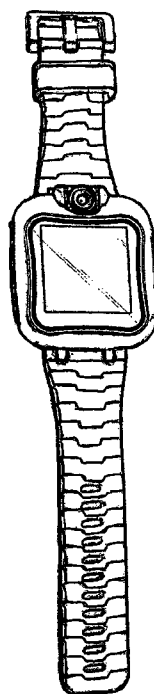
The oblique shade lines in the figures show a transparent, reflective, or shiny surface and not surface ornamentation.

(56) **References Cited**

U.S. PATENT DOCUMENTS

D152,491 S * 1/1949 Ostier D10/32
3,030,686 A * 4/1962 Burkhardt A44C 5/08
24/265 B

1 Claim, 6 Drawing Sheets



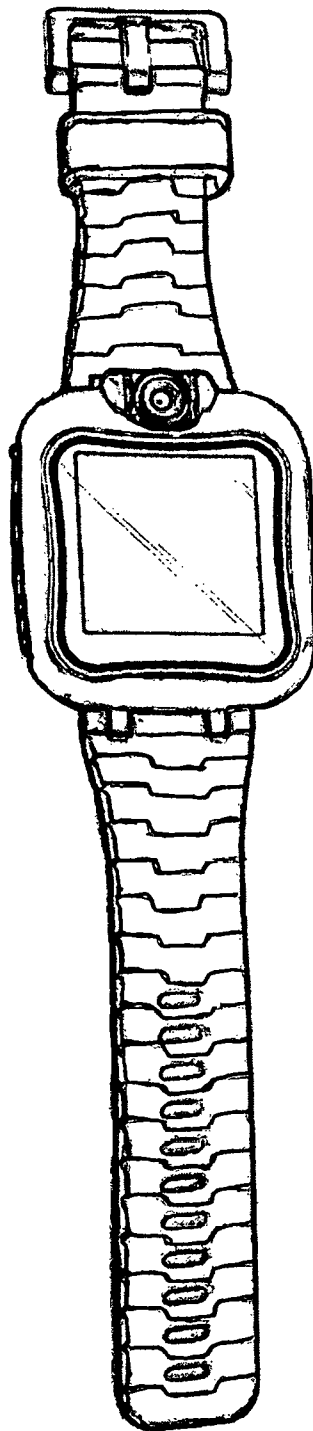


Fig 1

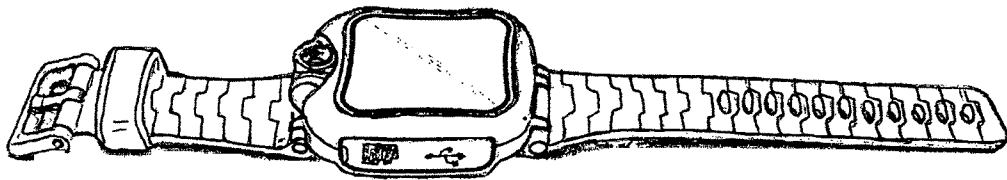


Fig 2




Fig 3

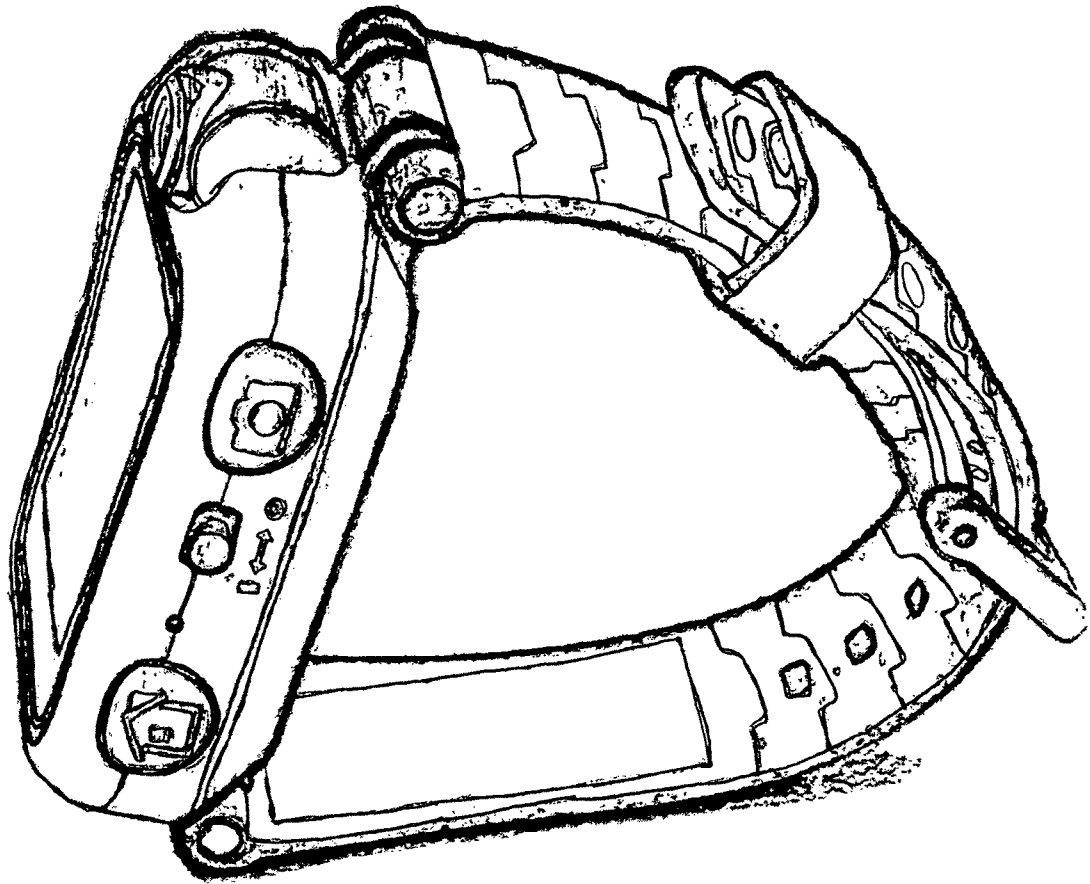


Fig 4

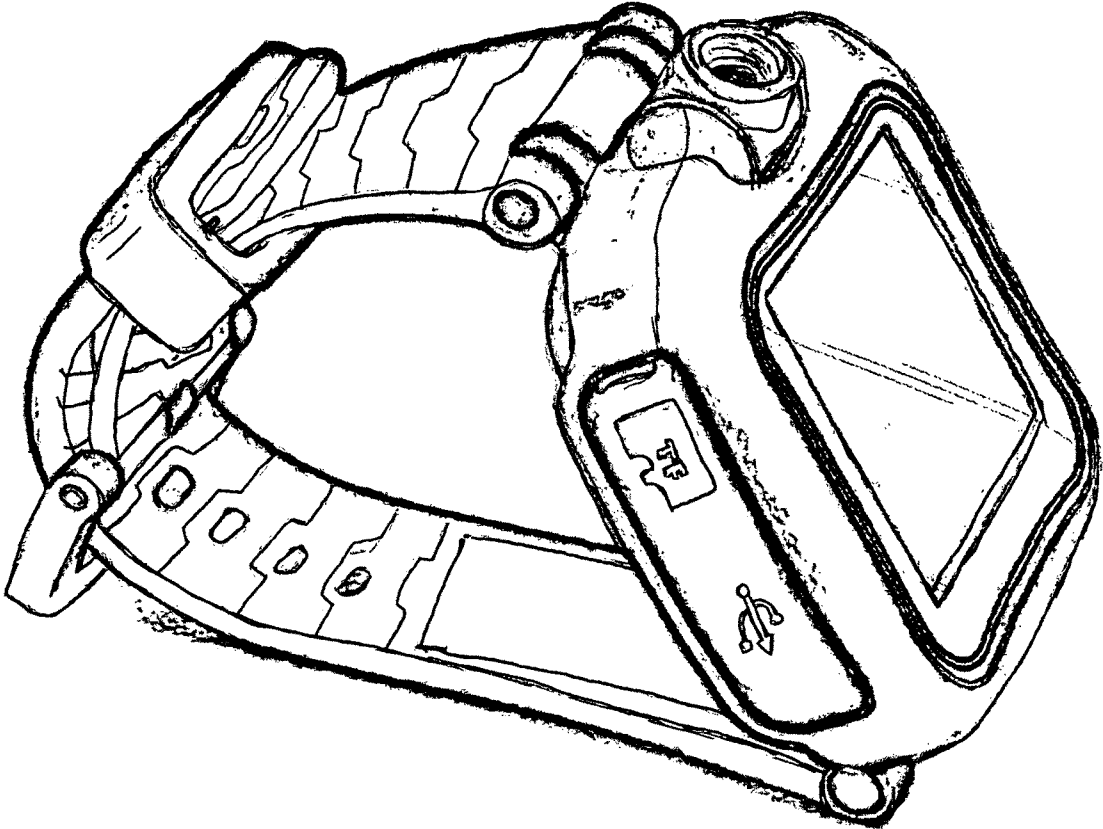


Fig 5

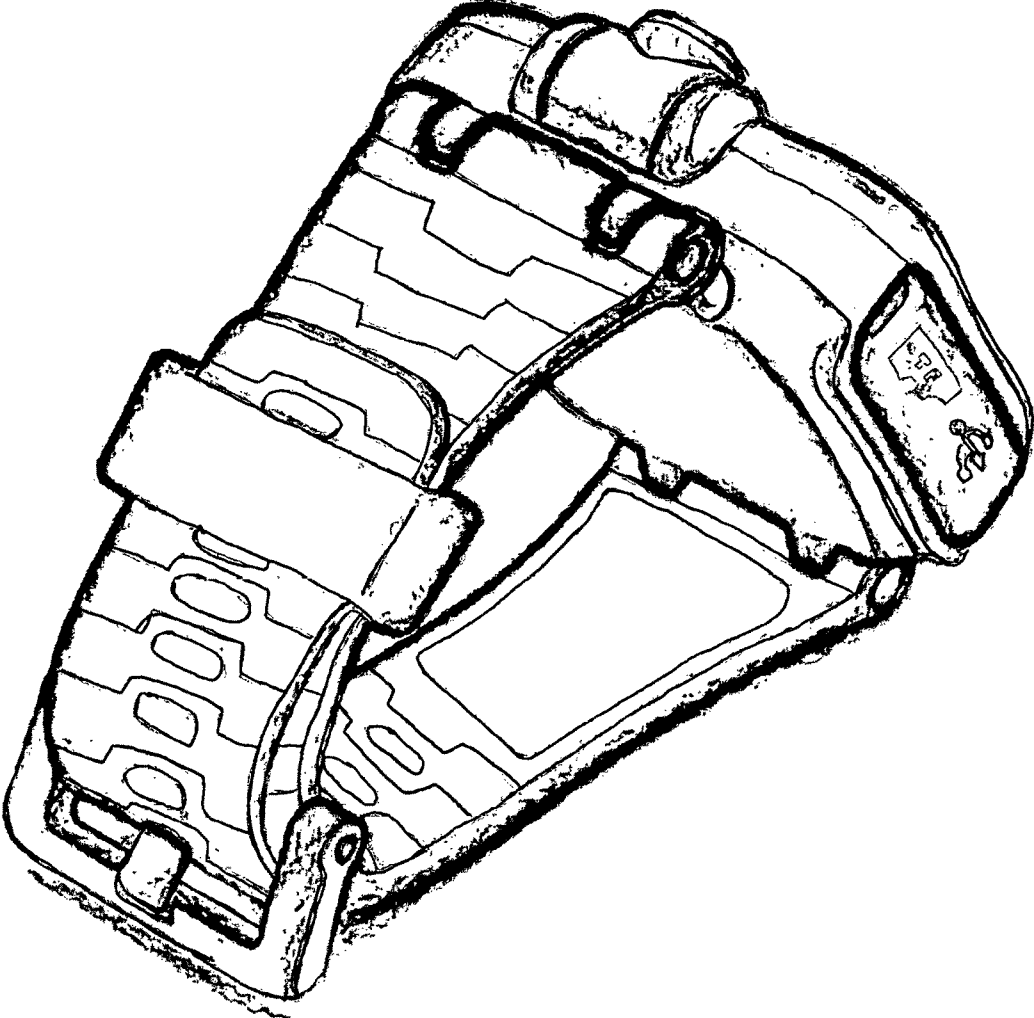


Fig 6

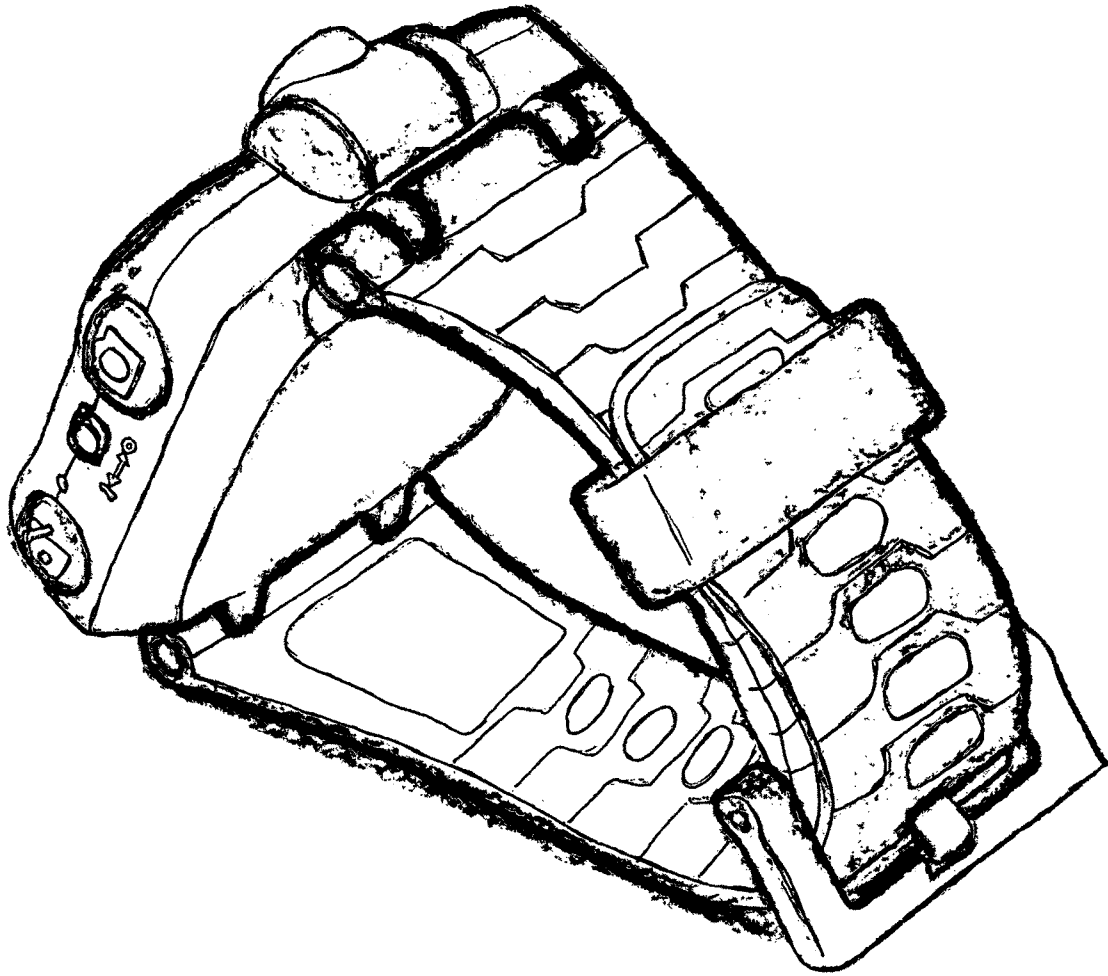


Fig 7