



US00D929958S

(12) **United States Design Patent**
Kobayashi

(10) **Patent No.:** **US D929,958 S**

(45) **Date of Patent:** **** Sep. 7, 2021**

(54) **HEADPHONE**

(71) Applicant: **YAMAHA CORPORATION,**
Hamamatsu (JP)

(72) Inventor: **Mikiya Kobayashi,** Tokyo (JP)

(73) Assignee: **YAMAHA CORPORATION,**
Hamamatsu (JP)

(**) Term: **15 Years**

(21) Appl. No.: **29/718,074**

(22) Filed: **Dec. 20, 2019**

(51) **LOC (13) Cl.** **14-01**

(52) **U.S. Cl.**

USPC **D14/205**

(58) **Field of Classification Search**

USPC D14/205, 188, 192; D29/112; 2/209;
D28/41; 132/273; 381/380, 381, 374;
455/90.3, 575.1, 569.1

CPC H04R 25/00; H04R 25/02; H04R 1/10;
H04R 1/1016; H04R 1/1066; H04R
5/033; H04R 5/0335; H04R 1/1091;
A42B 3/16; A61F 11/14

See application file for complete search history.

(56) **References Cited**

U.S. PATENT DOCUMENTS

D328,074	S	*	7/1992	Yamazaki	D14/205
5,684,883	A	*	11/1997	Chen	H02G 11/02 381/370
D538,261	S	*	3/2007	Taylor	D14/205
D541,255	S	*	4/2007	Taylor	D14/205
D585,871	S	*	2/2009	Lee	D14/205
D603,370	S	*	11/2009	Suzuki	D14/205
D616,865	S	*	6/2010	Marchand	D14/205
D642,554	S	*	8/2011	Schaal	D14/205
8,165,332	B2	*	4/2012	Giese	H04R 25/656 381/328

D662,080	S	*	6/2012	Carr	D14/205
D665,775	S	*	8/2012	Katsumata	D14/205
D669,450	S	*	10/2012	Katsumata	D14/205
D673,136	S	*	12/2012	Kelly	D14/205
D677,243	S	*	3/2013	Kitayama	D14/205
D695,261	S	*	12/2013	Katsumata	D14/205
D719,136	S	*	12/2014	Schaal	D14/206
D722,998	S	*	2/2015	Sancho	D14/205
D725,636	S	*	3/2015	McNamara	D14/223
D729,196	S	*	5/2015	Liu	D14/205
D733,092	S	*	6/2015	Gan	D14/205
D734,297	S	*	7/2015	Sasaki	D14/205
D737,799	S	*	9/2015	Carr	D14/205
D758,337	S	*	6/2016	Szymanski	D14/205
D769,219	S	*	10/2016	Ohmachi	D14/205
D787,470	S	*	5/2017	Kelly	D14/205

(Continued)

FOREIGN PATENT DOCUMENTS

EM	007437249-0003	*	12/2019
EM	008482871-0001	*	3/2021

Primary Examiner — Paula Allen Greene

(74) *Attorney, Agent, or Firm* — Sughrue Mion, PLLC

(57) **CLAIM**

The ornamental design for a headphone, as shown and described.

DESCRIPTION

FIG. 1 is a perspective view of the front, top and right side of a headphone showing my new design;

FIG. 2 is a front view thereof;

FIG. 3 is a rear view thereof;

FIG. 4 is a left side view thereof;

FIG. 5 is a right side view thereof;

FIG. 6 is a top view thereof; and,

FIG. 7 is a bottom view thereof.

The broken line showing of the headphone is included for the purpose of illustrating portions of the headphone and forms no part of the claimed design.

1 Claim, 6 Drawing Sheets



(56)

References Cited

U.S. PATENT DOCUMENTS

D811,365 S *	2/2018	Czaniecki	D14/205	D886,078 S *	6/2020	He	D14/206
D817,303 S *	5/2018	Tragatschnig	D14/205	D887,391 S *	6/2020	Chong	D14/205
D818,458 S *	5/2018	Lee	D14/223	D890,123 S *	7/2020	Yoshimura	D14/205
D836,084 S *	12/2018	Xie	D14/205	D892,078 S *	8/2020	He	D14/205
D840,370 S *	2/2019	Kelly	D14/205	D899,403 S *	10/2020	Zhu	D14/206
D840,373 S *	2/2019	Lee	D14/206	D901,436 S *	11/2020	Peng	D14/205
D854,511 S *	7/2019	Yashiro	D14/205	D905,004 S *	12/2020	Nakayama	D14/205
D856,303 S *	8/2019	Ando	D14/205	D907,003 S *	1/2021	Liu	D14/205
D859,354 S *	9/2019	Xia	D14/205	D907,598 S *	1/2021	Mei	D14/205
D864,897 S *	10/2019	Qin	D14/205	D908,663 S *	1/2021	Tamamura	D14/205
D868,731 S *	12/2019	Jung	D14/205	D909,991 S *	2/2021	Nakayama	D14/205
D868,733 S *	12/2019	Luo	D14/205	D923,600 S *	6/2021	Shibukawa	D14/205
D869,432 S *	12/2019	Jung	D14/205	2013/0343591 A1 *	12/2013	Brunner	H04R 1/1075
D869,437 S *	12/2019	Hu	D14/205					381/371
D879,065 S *	3/2020	Chan	D14/205	2014/0254854 A1 *	9/2014	Blonder	H04R 1/1066
D879,742 S *	3/2020	Hu	D14/205					381/371
D881,842 S *	4/2020	Hu	D14/205	2014/0363016 A1 *	12/2014	Blonder	H04R 1/1041
10,616,677 B2 *	4/2020	Bozaglo	H04R 5/033					381/74
D883,949 S *	5/2020	Hu	D14/205	2017/0230746 A1 *	8/2017	Silvestri	H04R 1/288
					2018/0270556 A1 *	9/2018	Kelley	H04R 1/1008

* cited by examiner



FIG. 1

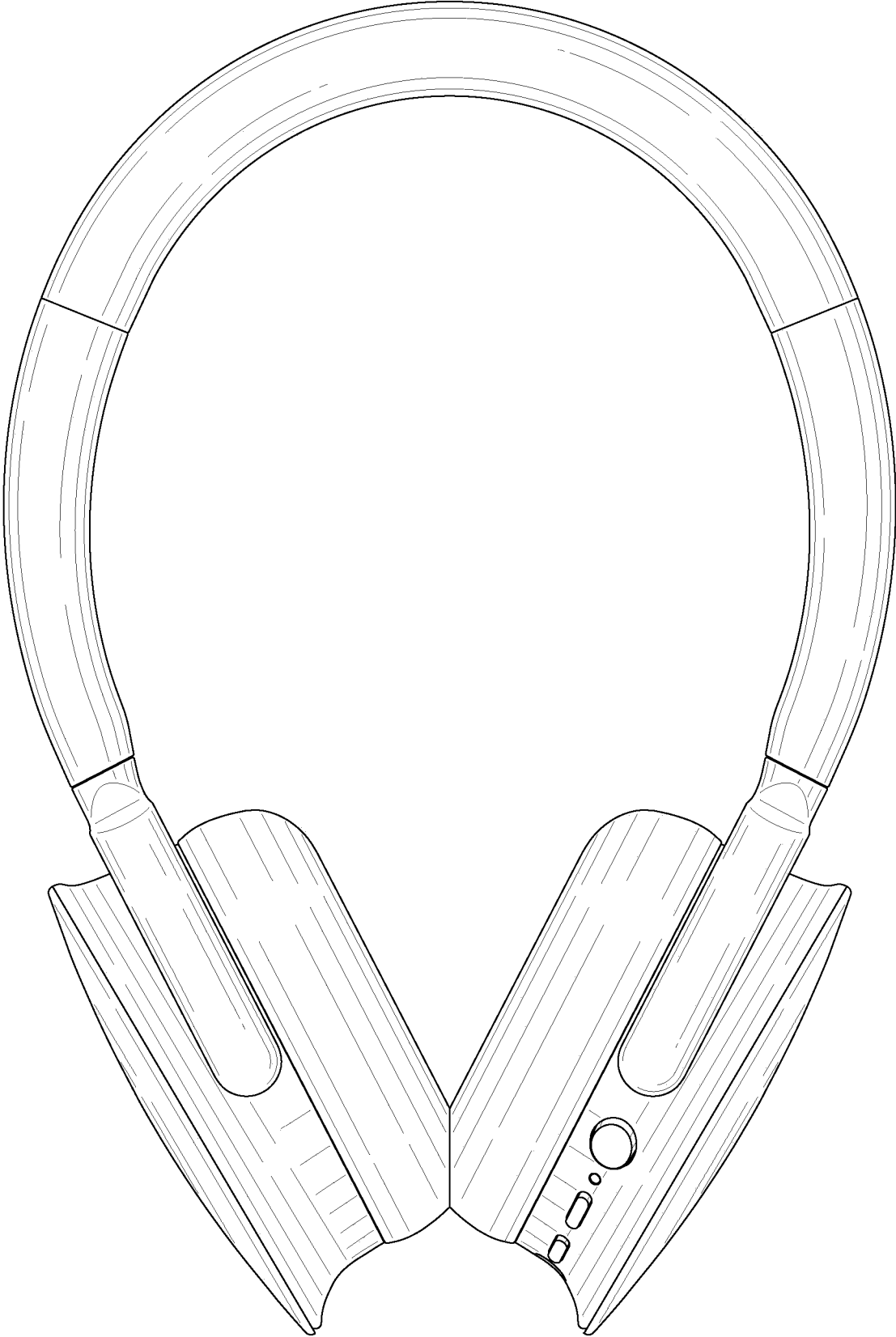


FIG. 2

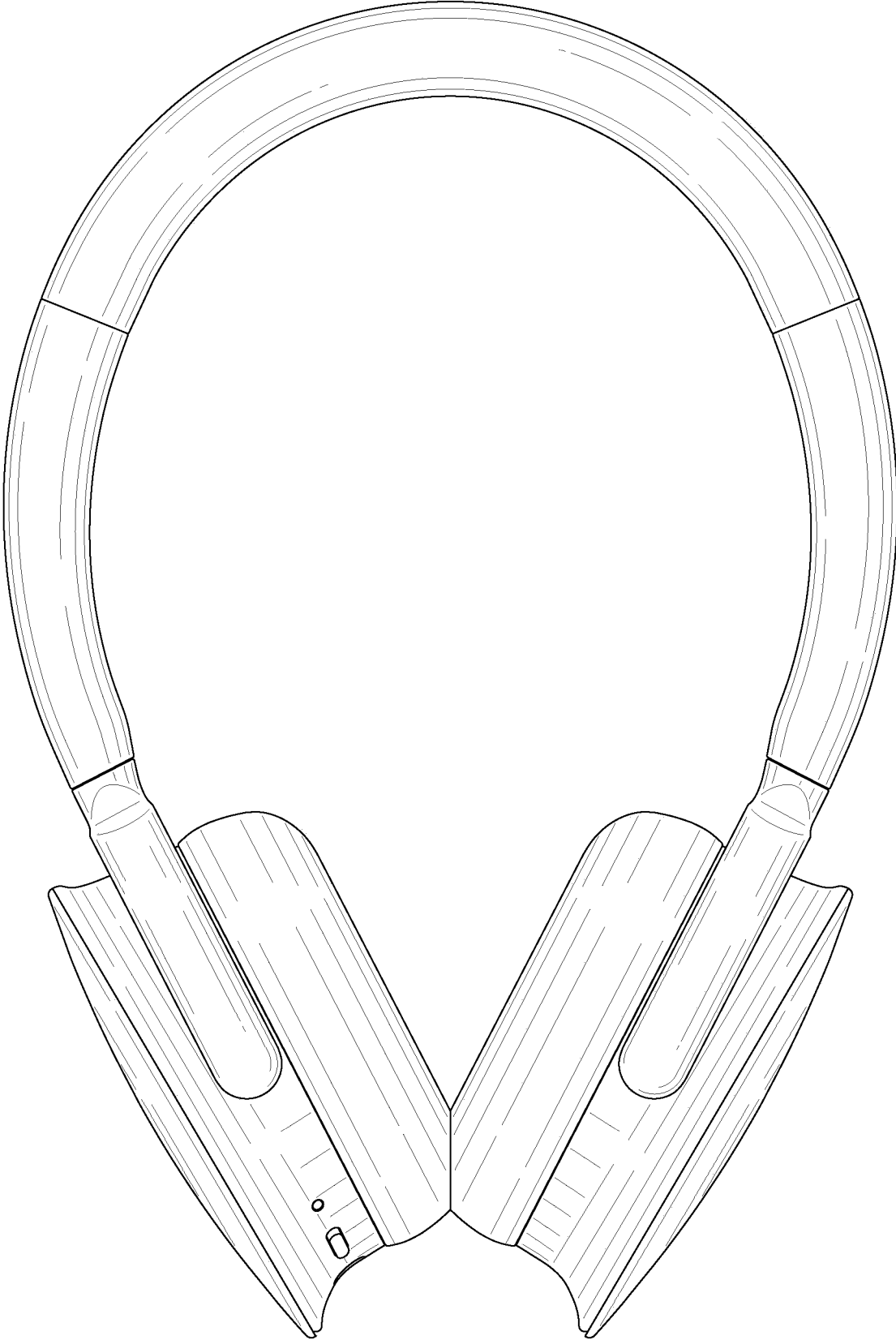


FIG. 3

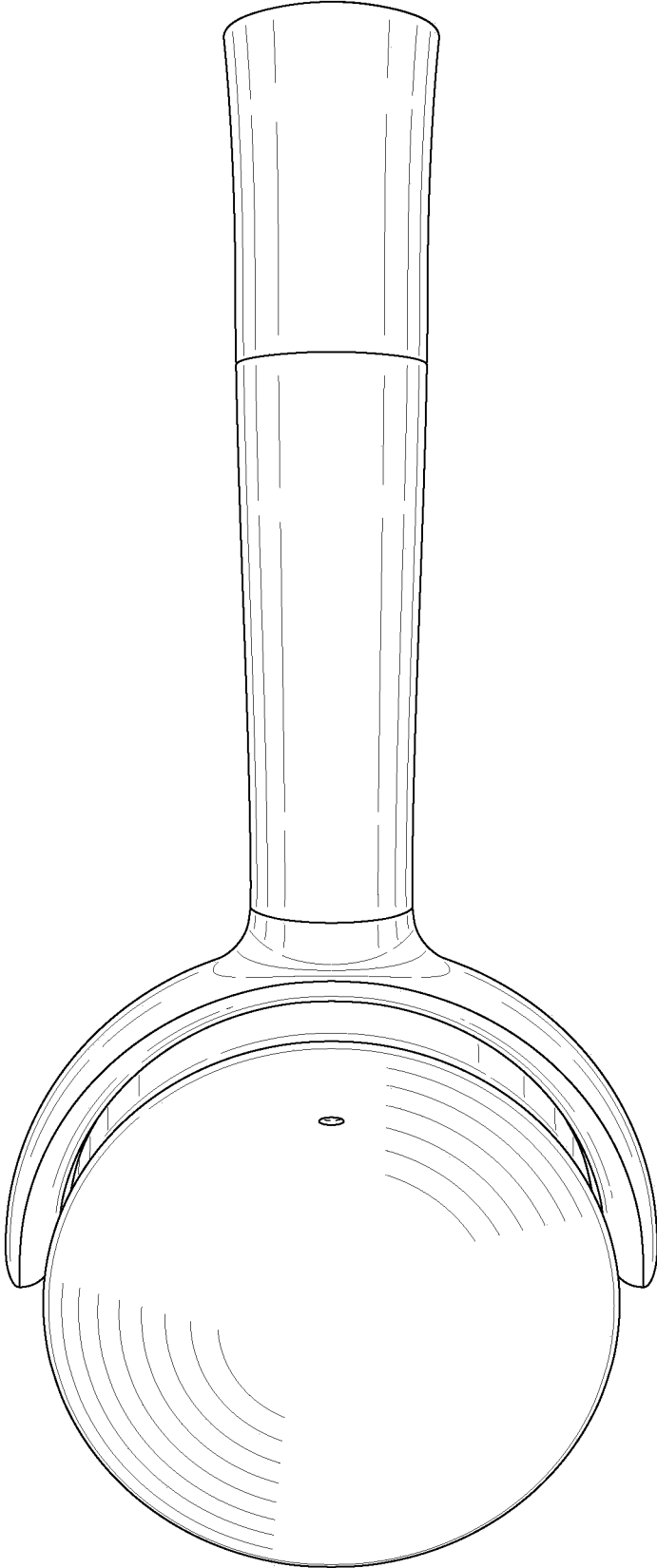


FIG. 4

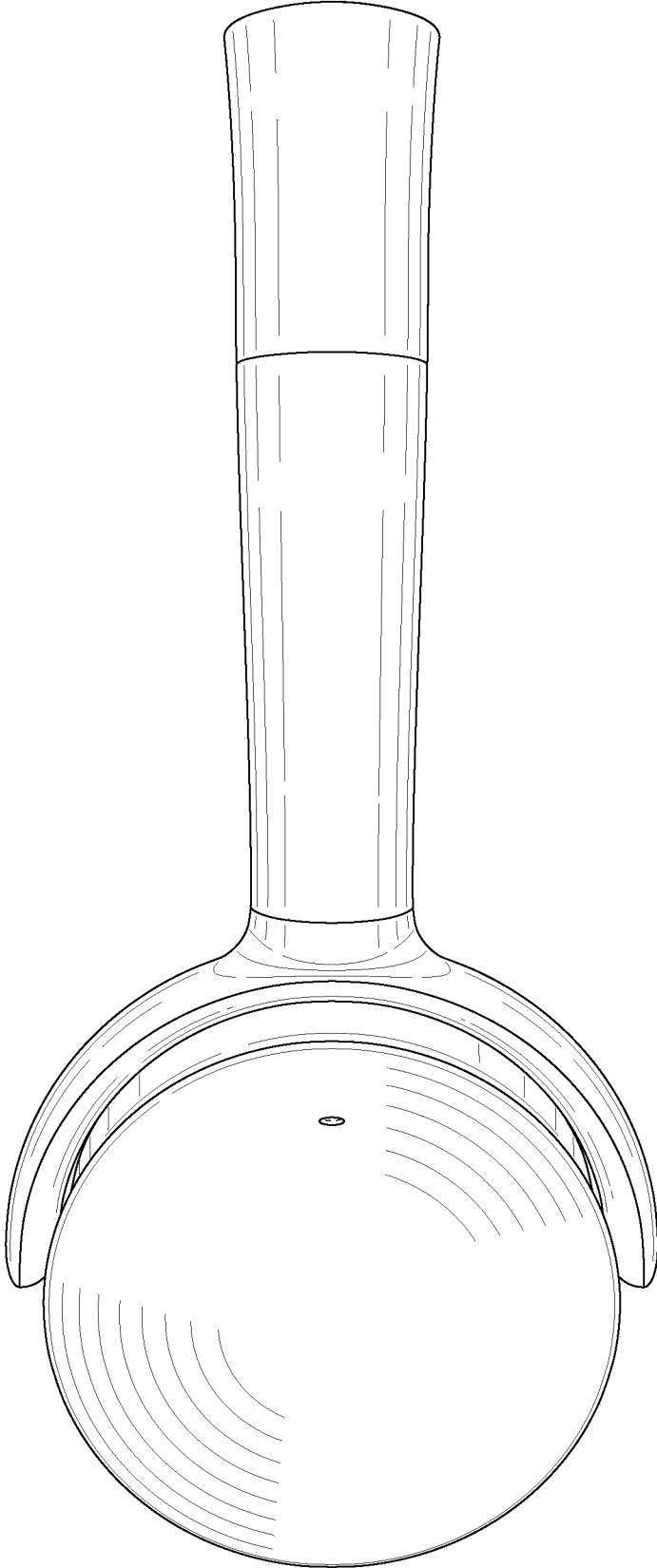


FIG. 5

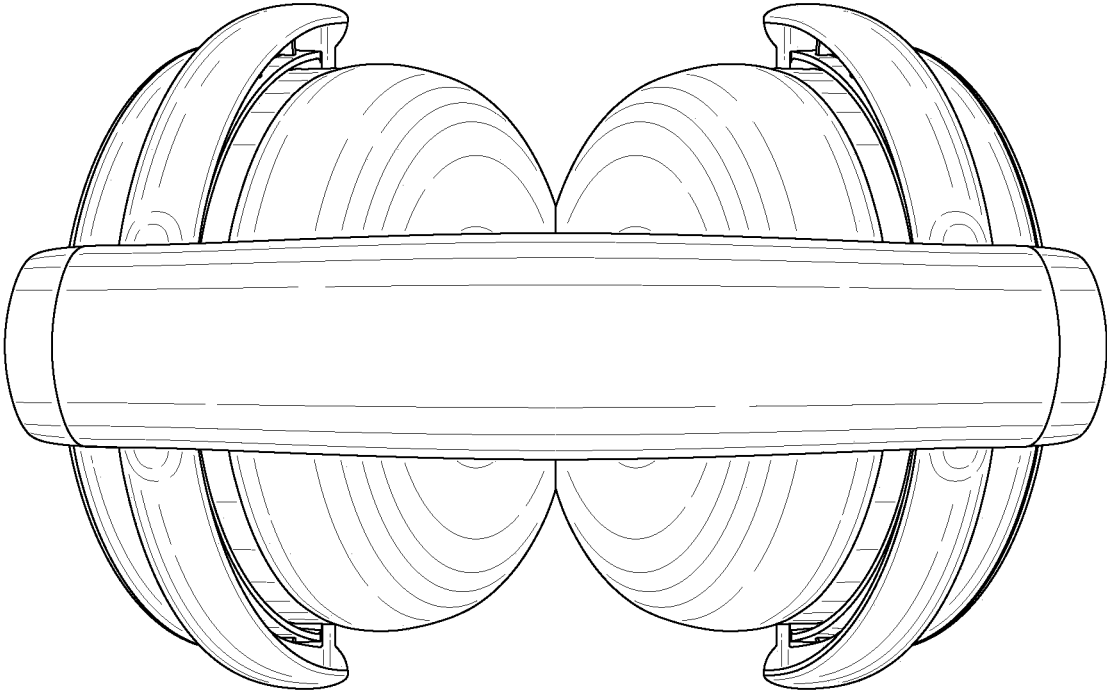


FIG. 6

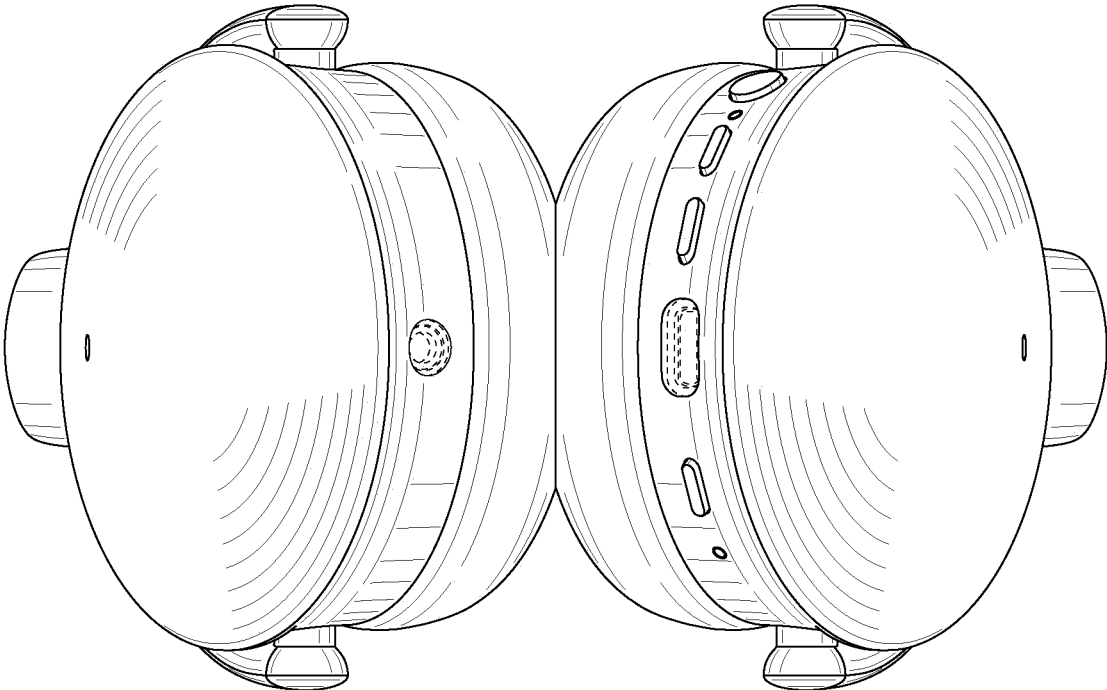


FIG. 7