



US00D414401S

# United States Patent [19]

Aganian

[11] Patent Number: Des. 414,401

[45] Date of Patent: \*\* Sep. 28, 1999

- [54] CAM TIE DOWN BUCKLE
- [75] Inventor: **Areg Aganian**, Saugus, Calif.
- [73] Assignee: **Allied International, Inc.**
- [\*\*] Term: **14 Years**
- [21] Appl. No.: **29/100,621**
- [22] Filed: **Feb. 16, 1999**
- [51] LOC (6) Cl. .... **08-08**
- [52] U.S. Cl. .... **D08/383; D11/218; D8/396**
- [58] Field of Search ..... D8/349, 354, 382,  
D8/396; D11/218; 24/614-616, 574, 633,  
573, 170, 198; 248/499

D. 398,262	9/1998	Anscher	.....	D11/218
2,343,118	2/1944	White	.....	24/198
3,282,229	11/1966	Elsner	.....	D8/383 X
4,843,688	7/1989	Ikeda	.....	24/170

*Primary Examiner*—Holly Baynham  
*Attorney, Agent, or Firm*—Jack C. Munro

### [57] CLAIM


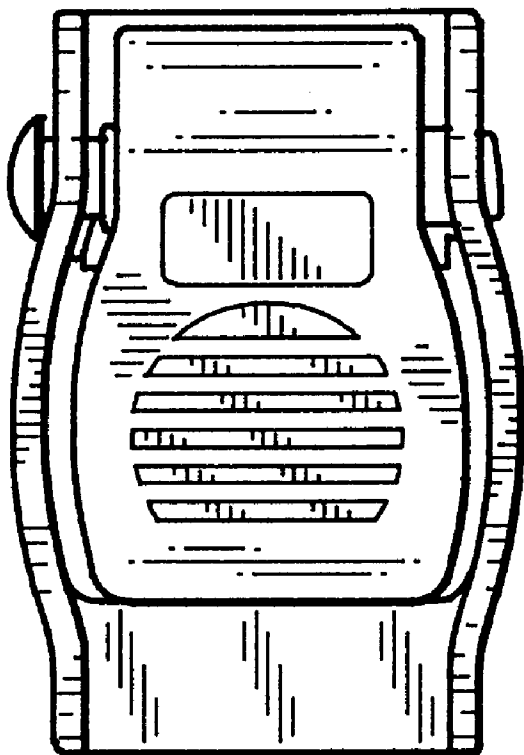
The ornamental design for a cam tie down buckle, as shown and described.

### DESCRIPTION

FIG. 1 is a front view of the cam tie down buckle showing my new design;  
FIG. 2 is a right side view thereof;  
FIG. 3 is a left side view thereof;  
FIG. 4 is a bottom view thereof;  
FIG. 5 is a top view thereof; and,  
FIG. 6 is a back view thereof.

- [56] **References Cited**
- U.S. PATENT DOCUMENTS**
- D. 377,155 1/1997 Takimoto ..... D11/218
- D. 395,596 9/1998 Burtera ..... D11/218 X

**1 Claim, 1 Drawing Sheet**






FIG. 3

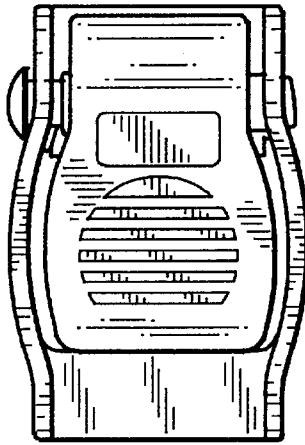


FIG. 1




FIG. 2




FIG. 4

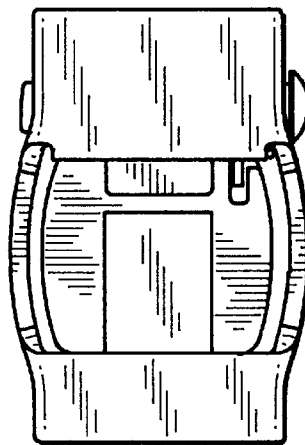


FIG. 6

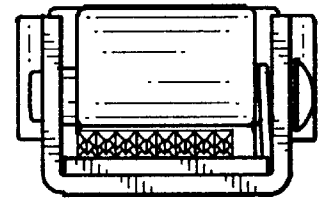


FIG. 5