



US00D498020S1

(12) **United States Design Patent**  
**Wong**

(10) **Patent No.:** **US D498,020 S**

(45) **Date of Patent:** **\*\* Nov. 2, 2004**

(54) **LIGHTER**

D443,719 S \* 6/2001 Chen ..... D27/157

(76) Inventor: **Chi Lam Wong**, 1617 Euclid Ave., San Gabriel, CA (US) 91776

\* cited by examiner

*Primary Examiner*—Jennifer Rivard

(\*\*) Term: **14 Years**

(57) **CLAIM**

(21) Appl. No.: **29/192,041**

The ornamental design for a lighter, as shown.

(22) Filed: **Oct. 17, 2003**

**DESCRIPTION**

(51) **LOC (7) Cl.** ..... **27-05**

FIG. 1 is an isometric front view of a lighter of the present invention;

(52) **U.S. Cl.** ..... **D27/157; D27/159**

FIG. 2 is a front elevational view of a lighter of FIG. 1;

(58) **Field of Search** ..... D27/141, 142,

FIG. 3 is a rear elevational view of a lighter of FIG. 1;

D27/143, 154–161; 431/253–256, 142–143,

FIG. 4 is a left side elevational view of a lighter of FIG. 1;

153, 273–277

FIG. 5 is a right side elevational view of a lighter of FIG. 1;

(56) **References Cited**

FIG. 6 is a top view of a lighter of FIG. 1; and,

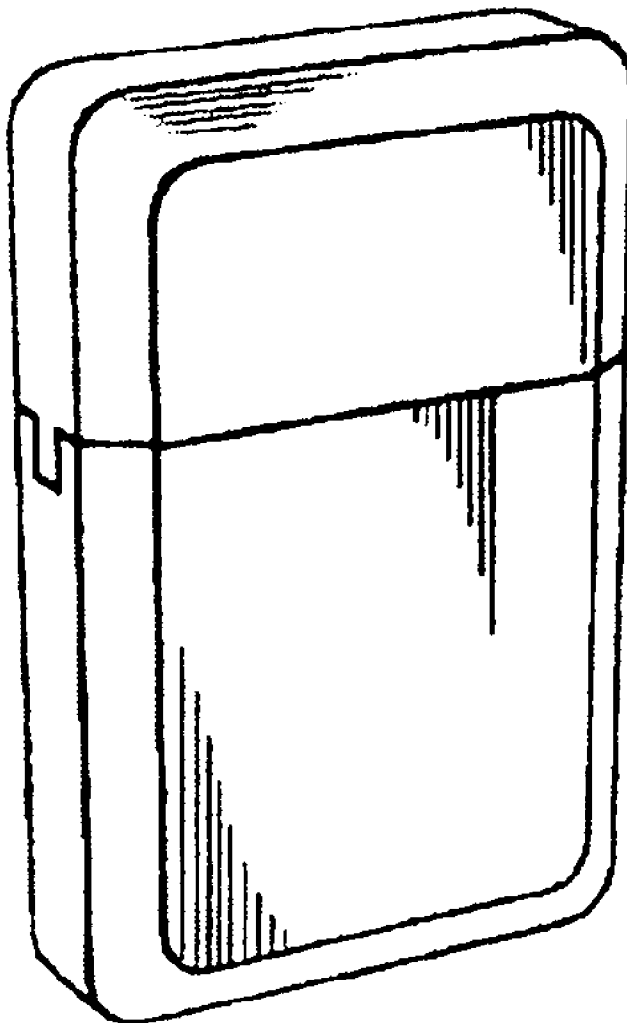
FIG. 7 is a bottom view of a lighter of FIG. 1.

**U.S. PATENT DOCUMENTS**

D339,209 S \* 9/1993 Ichikawa ..... D27/157

D397,825 S \* 9/1998 Segawa ..... D27/159

**1 Claim, 2 Drawing Sheets**



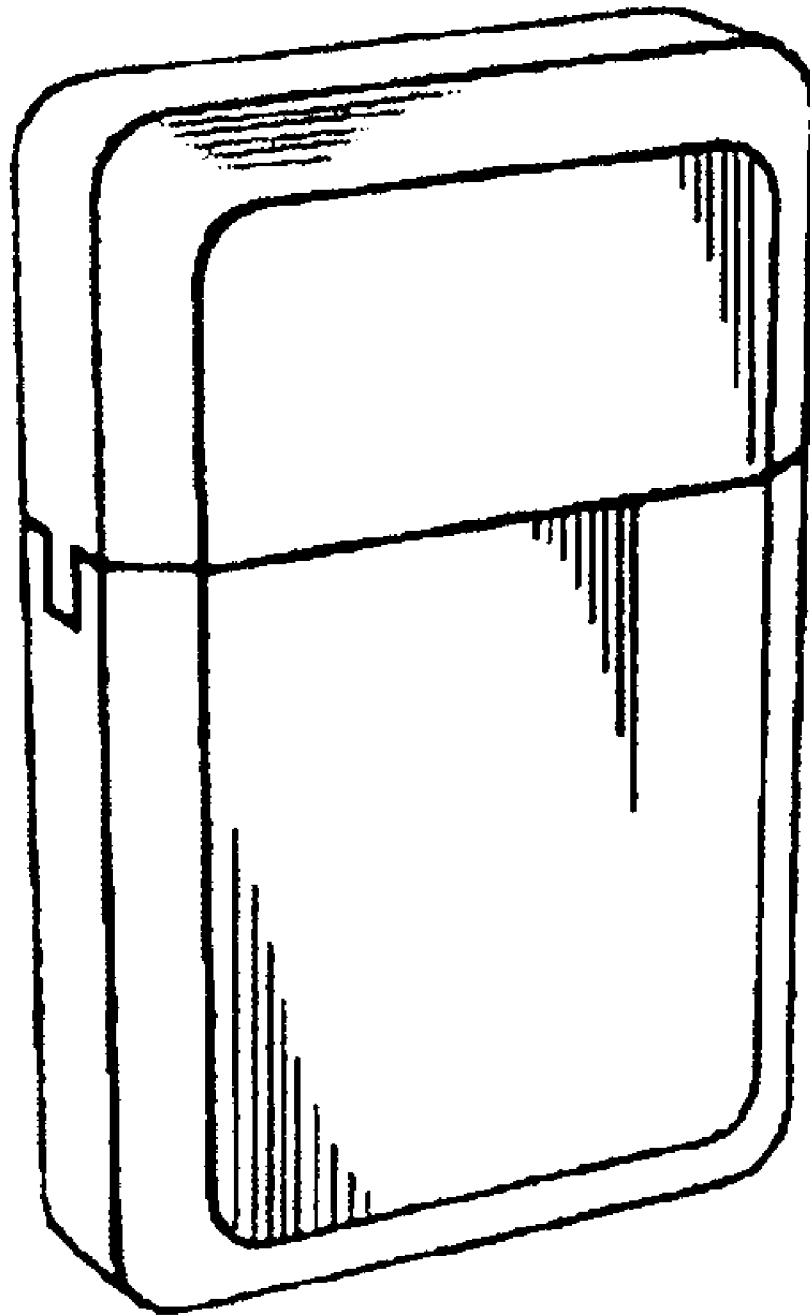


FIG. 1

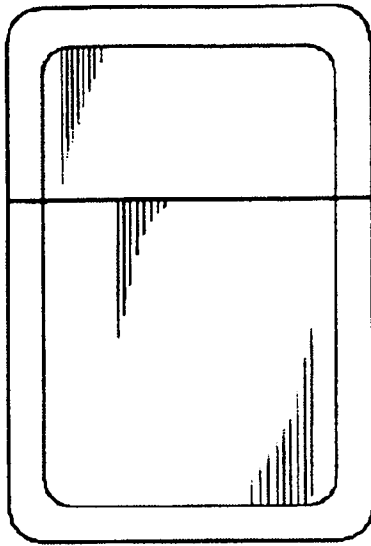


FIG. 2

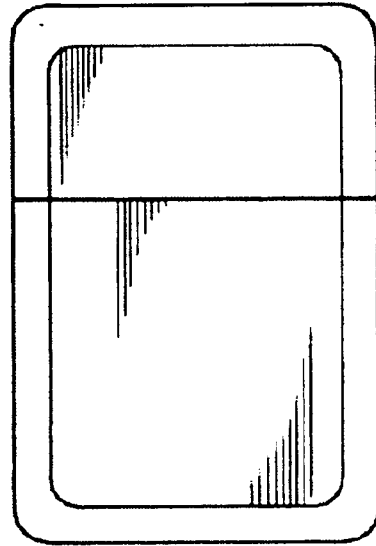


FIG. 3

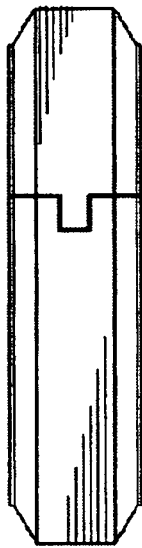


FIG. 4



FIG. 5




FIG. 6




FIG. 7