



US00D413738S

United States Patent [19]
Hornyak

[11] **Patent Number: Des. 413,738**

[45] **Date of Patent: ** Sep. 14, 1999**

[54] **SITE FURNITURE**

[75] Inventor: **Marcella Kaye Hornyak**, Cabot, Pa.

[73] Assignee: **Keystone Ridge Designs, Inc.**, Butler, Pa.

[**] Term: **14 Years**

[21] Appl. No.: **29/088,335**

[22] Filed: **May 20, 1998**

[51] **LOC (6) Cl.** **06-01**

[52] **U.S. Cl.** **D6/370; D6/376; D6/381**

[58] **Field of Search** **D6/334, 335, 370, D6/374, 376, 379, 380, 381, 500, 501, 502; 297/232, 452.63**

[56] **References Cited**

U.S. PATENT DOCUMENTS

- D. 340,591 10/1993 Lamalle D6/370
- D. 369,922 5/1996 Kim et al. D6/370
- D. 372,133 7/1996 Slear D6/370

Primary Examiner—Gary D. Watson
Attorney, Agent, or Firm—Webb Ziesenheim Logsdon Orkin & Hanson, P.C.


[57] **CLAIM**

The ornamental design for site furniture, as shown and described.

DESCRIPTION

FIG. 1 is a perspective view of site furniture in the form of a bench showing my new design;
FIG. 2 is a front elevation view thereof;
FIG. 3 is a rear elevation view thereof;
FIG. 4 is a top plan view thereof;
FIG. 5 is a bottom plan view thereof;
FIG. 6 is a right side elevation view thereof; and,
FIG. 7 is a left side elevation view thereof.
The broken lines shown in FIGS. 1, 2, 3, 5, 6 and 7 are for illustrative purposes only and form no part of the claimed design.

1 Claim, 3 Drawing Sheets



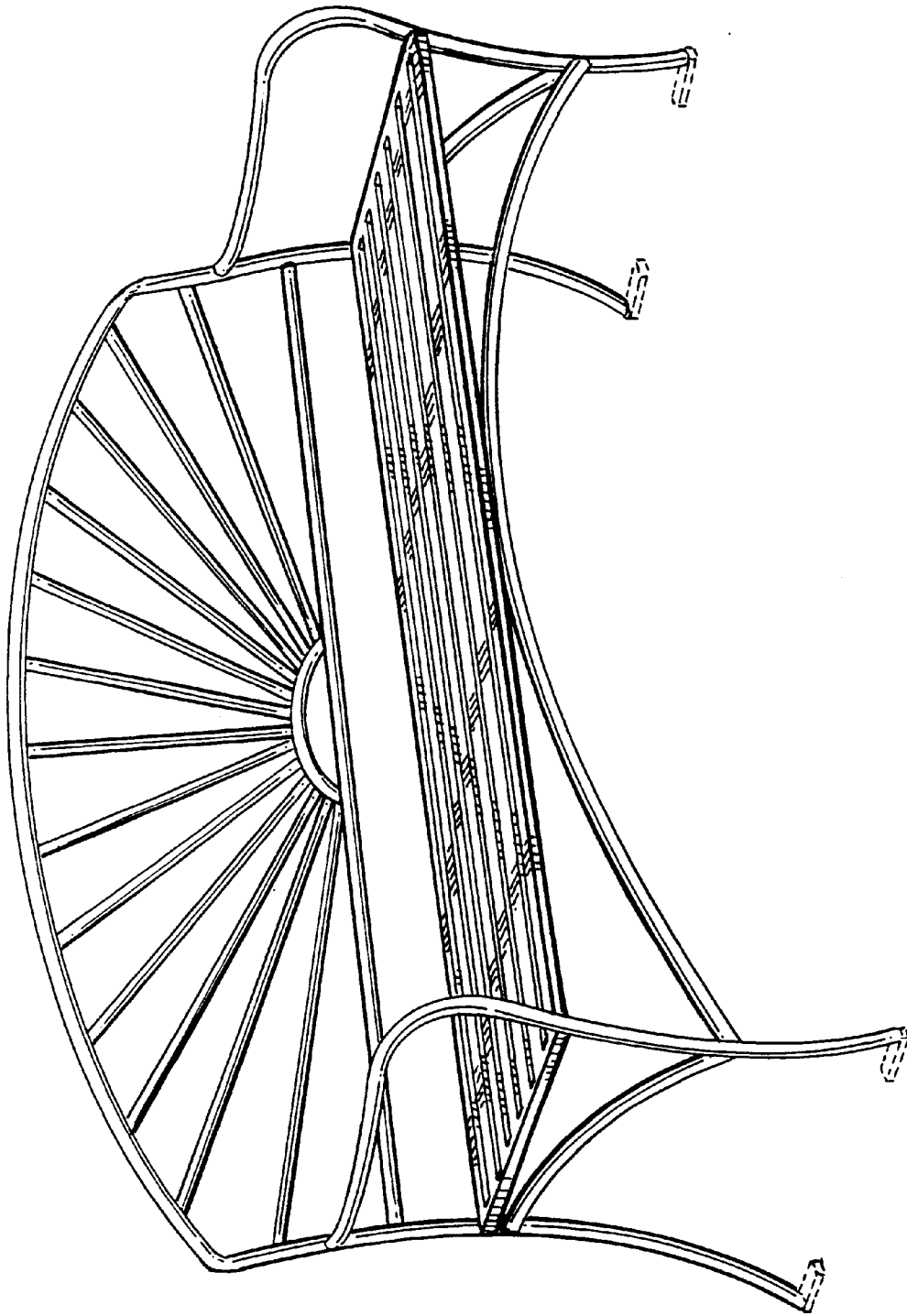


FIG. 1




FIG. 2




FIG. 3

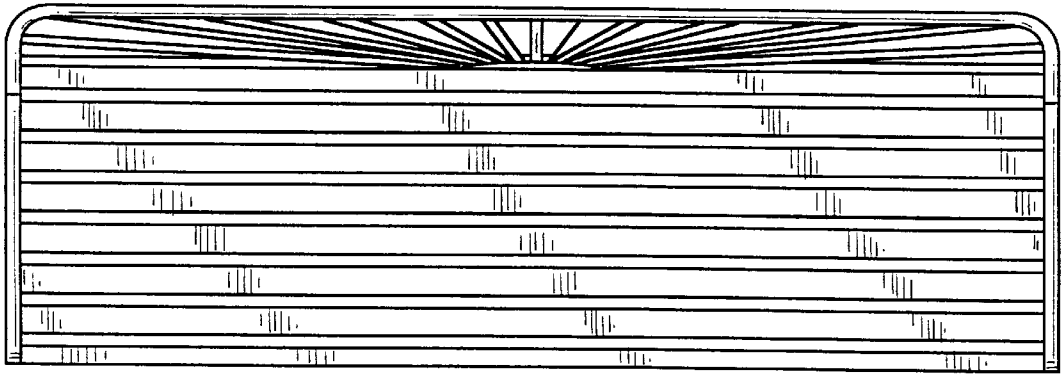


FIG. 4

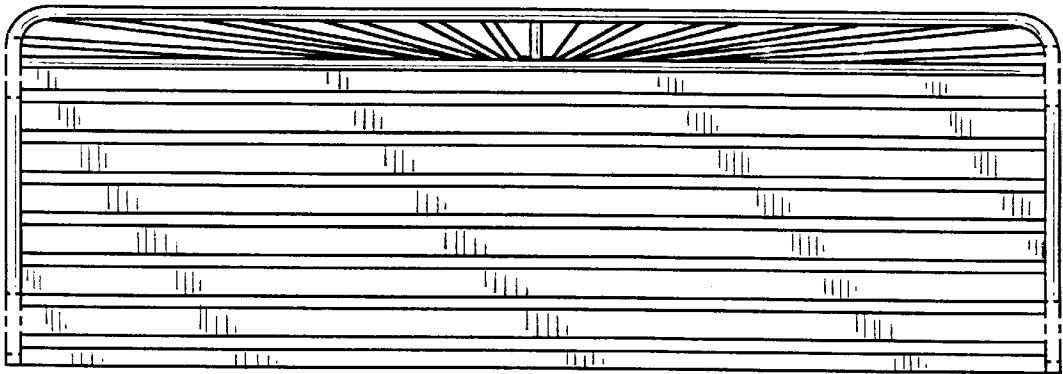


FIG. 5

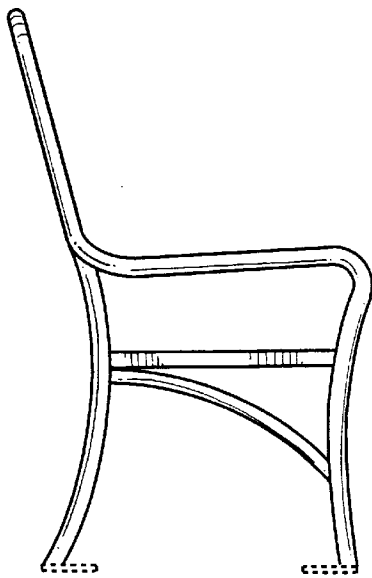


FIG. 6

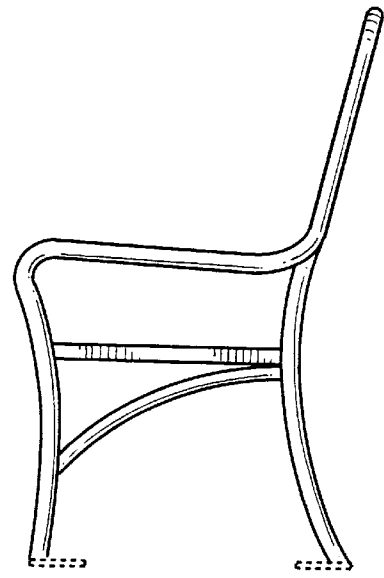


FIG. 7