



US00D795487S

(12) **United States Design Patent**  
**Sonneman**

(10) **Patent No.:** **US D795,487 S**

(45) **Date of Patent:** **\*\* Aug. 22, 2017**

(54) **LIGHT FIXTURE**

(71) Applicant: **Robert A. Sonneman**, Mamaroneck,  
NY (US)

(72) Inventor: **Robert A. Sonneman**, Mamaroneck,  
NY (US)

(\*\*) Term: **15 Years**

(21) Appl. No.: **29/590,706**

(22) Filed: **Jan. 12, 2017**

(51) **LOC (10) Cl.** ..... **26-03**

(52) **U.S. Cl.**  
USPC ..... **D26/85**

(58) **Field of Classification Search**  
USPC ..... D26/68, 72, 76, 85, 87, 118  
CPC .... F21S 8/03; F21S 8/033; F21S 8/036; F21S  
8/037; F21S 8/04; F21V 21/02  
See application file for complete search history.

(56) **References Cited**

**U.S. PATENT DOCUMENTS**

1,034,211	A	*	7/1912	De Palma	.....	E04H 12/2269	362/431
D122,236	S	*	8/1940	Scribner	.....	362/224	
D141,068	S	*	5/1945	Maurette	.....	D26/76	
D180,537	S	*	6/1957	Stevens	.....	D26/76	
D197,530	S	*	2/1964	Jaffe, Jr. et al.	.....	D26/85	
D334,821	S	*	4/1993	Morgan	.....	D26/85	
D335,191	S	*	4/1993	Morgan	.....	D26/85	
D350,369	S	*	9/1994	Shafley	.....	D20/10	
D357,944	S	*	5/1995	Atwell	.....	D20/10	
D382,910	S	*	8/1997	Greenfield	.....	D26/68	

D412,015	S	*	7/1999	Greenfield	.....	D26/68
D480,830	S	*	10/2003	Sieczkowski	.....	D26/118
D691,318	S	*	10/2013	Wilcox	.....	D26/85
D691,319	S	*	10/2013	Guercio	.....	D26/85
D757,331	S	*	5/2016	Sieczkowski	.....	D26/76

**OTHER PUBLICATIONS**

Triform LED Sconce online (earliest date Oct. 20, 2016). From sonnemanawayofflight.com, visited May 15, 2017. (3 pages).\*

\* cited by examiner

*Primary Examiner* — Clare E Heflin

(74) *Attorney, Agent, or Firm* — Gottlieb, Rackman & Reisman, P.C.

(57) **CLAIM**

The ornamental design for a light fixture, as shown and described.

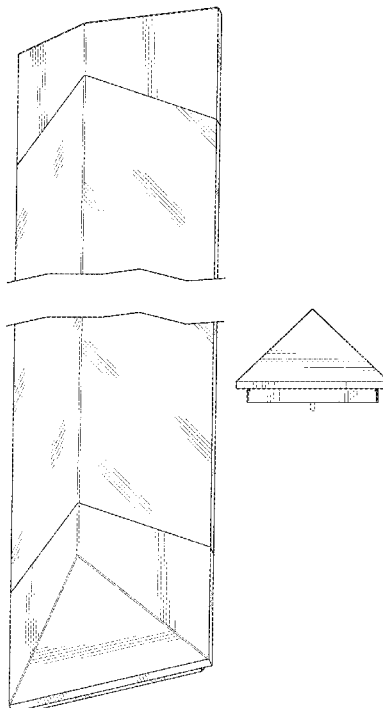
**DESCRIPTION**

FIG. 1 is a perspective view of the light fixture showing my new design;  
FIG. 2 is a left side elevational view thereof;  
FIG. 3 is a right side elevational view thereof;  
FIG. 4 is a front elevational view thereof;  
FIG. 5 is a rear elevational view thereof;  
FIG. 6 is a top plan view thereof; and,  
FIG. 7 is a bottom plan view thereof.

The broken lines shown in the drawings are included for the purpose of illustrating portions of the article that form no part of the claimed design.

The light fixture is shown with a symbolic break in its length. The appearance of any portion of the article between the break lines forms no part of the claimed design.

**1 Claim, 4 Drawing Sheets**



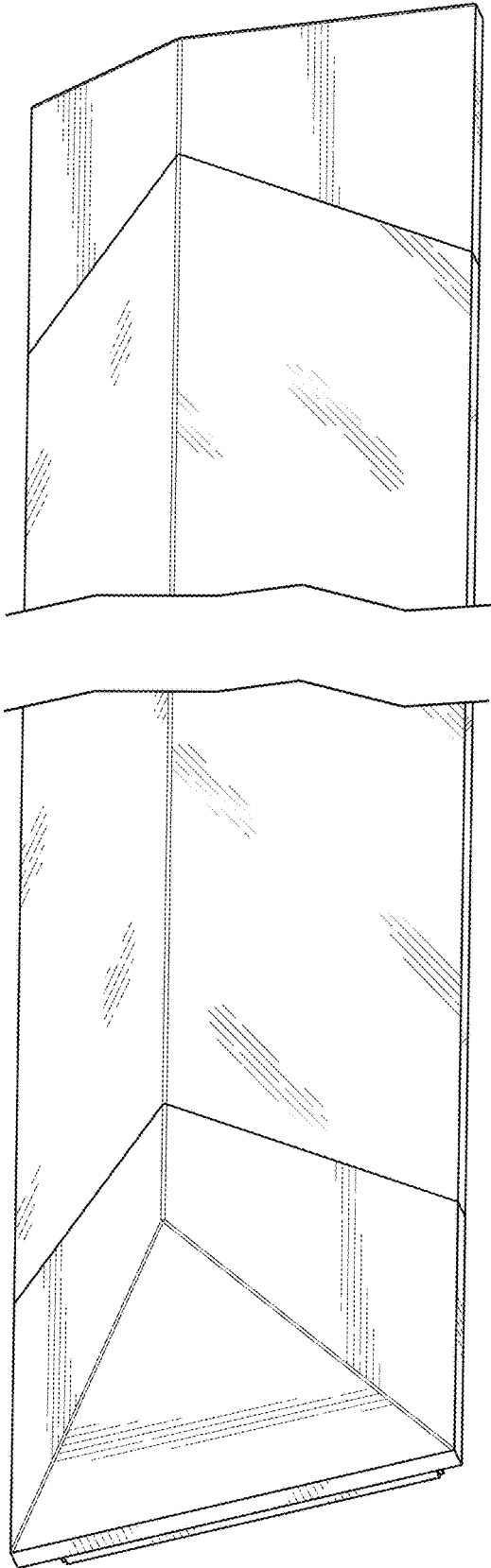


FIG. 1

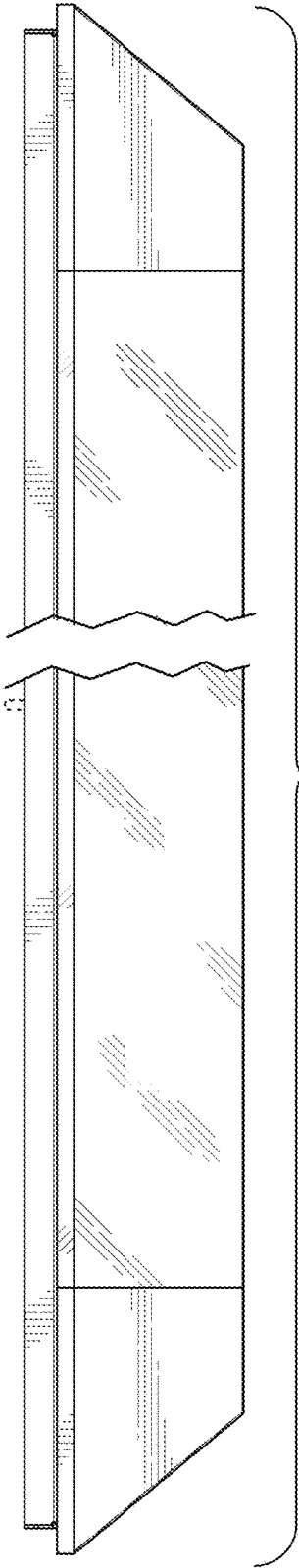


FIG. 2

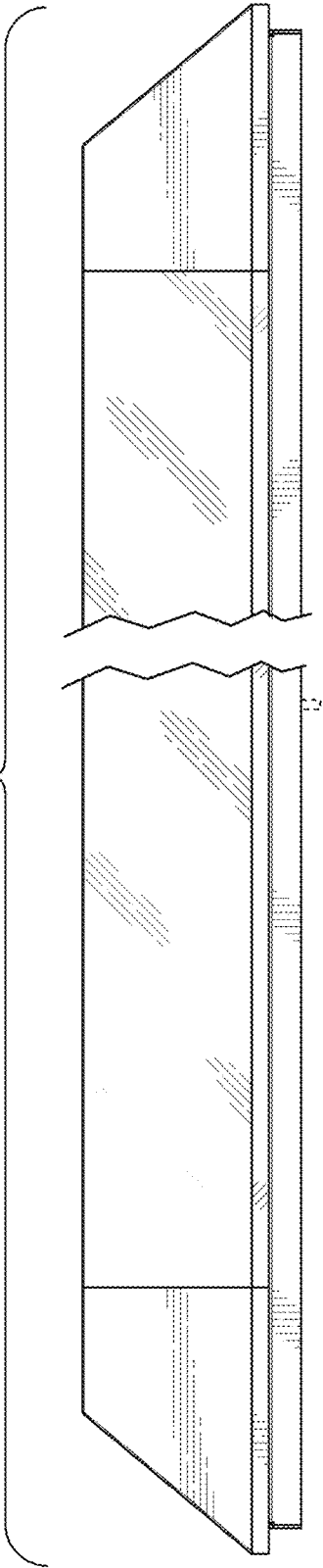


FIG. 3

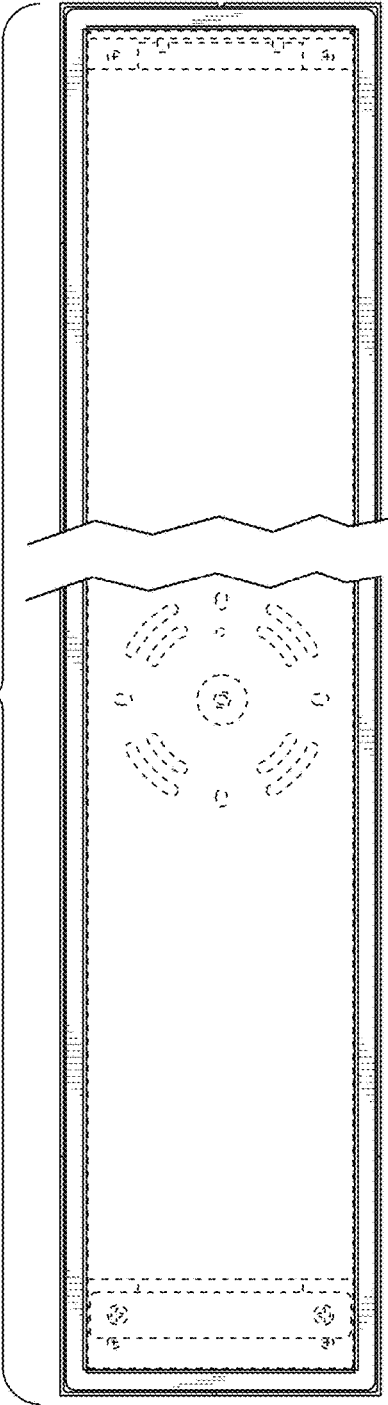
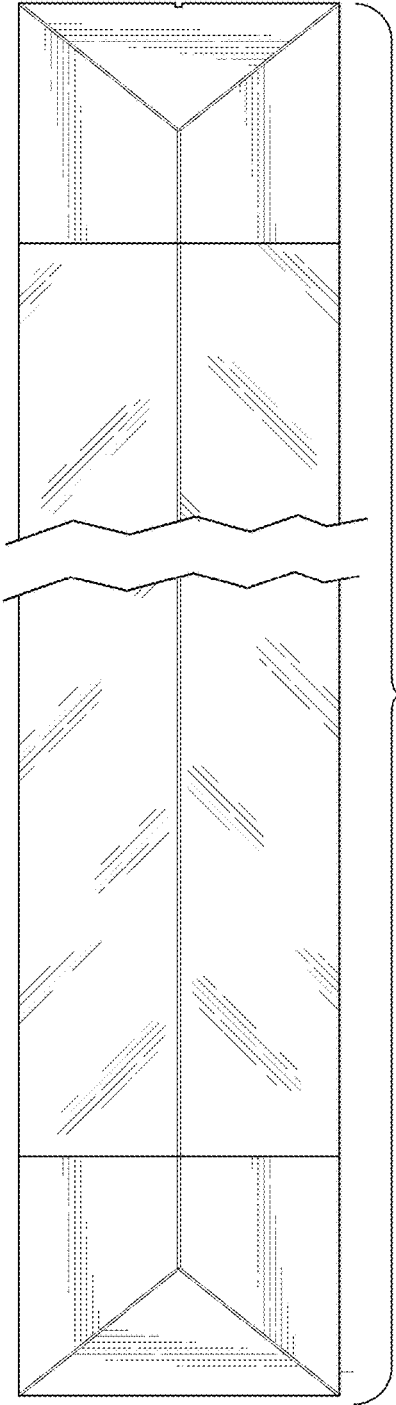


FIG. 4 FIG. 5

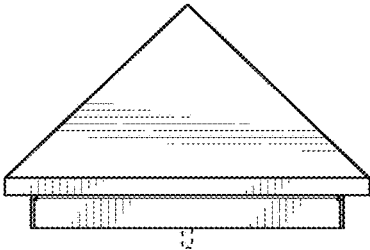


FIG. 6

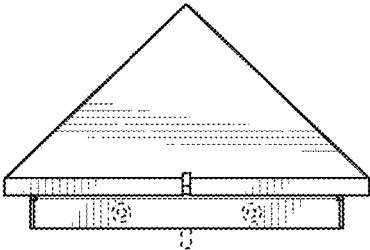


FIG. 7