



(86) Date de dépôt PCT/PCT Filing Date: 2008/02/29
(87) Date publication PCT/PCT Publication Date: 2008/09/25
(45) Date de délivrance/Issue Date: 2015/05/26
(85) Entrée phase nationale/National Entry: 2009/08/24
(86) N° demande PCT/PCT Application No.: IB 2008/050742
(87) N° publication PCT/PCT Publication No.: 2008/114157
(30) Priorité/Priority: 2007/03/16 (IB PCT/IB2007/050921)

(51) Cl.Int./Int.Cl. *C07D 413/04* (2006.01),
A61K 31/4439 (2006.01), *A61P 37/00* (2006.01),
C07D 417/04 (2006.01)

(72) Inventeurs/Inventors:
BOLLI, MARTIN, CH;
MATHYS, BORIS, CH;
MUELLER, CLAUS, DE;
NAYLER, OLIVER, CH;
STEINER, BEAT, CH;
VELKER, JORG, FR

(73) Propriétaire/Owner:
ACTELION PHARMACEUTICALS LTD, CH

(74) Agent: GOWLING LAFLEUR HENDERSON LLP

(54) Titre : DERIVES D'AMINO-PYRIDINE COMME AGONISTES DU RECEPTEUR S1P1/EDG1
(54) Title: AMINO-PYRIDINE DERIVATIVES AS S1P1/EDG1 RECEPTOR AGONISTS

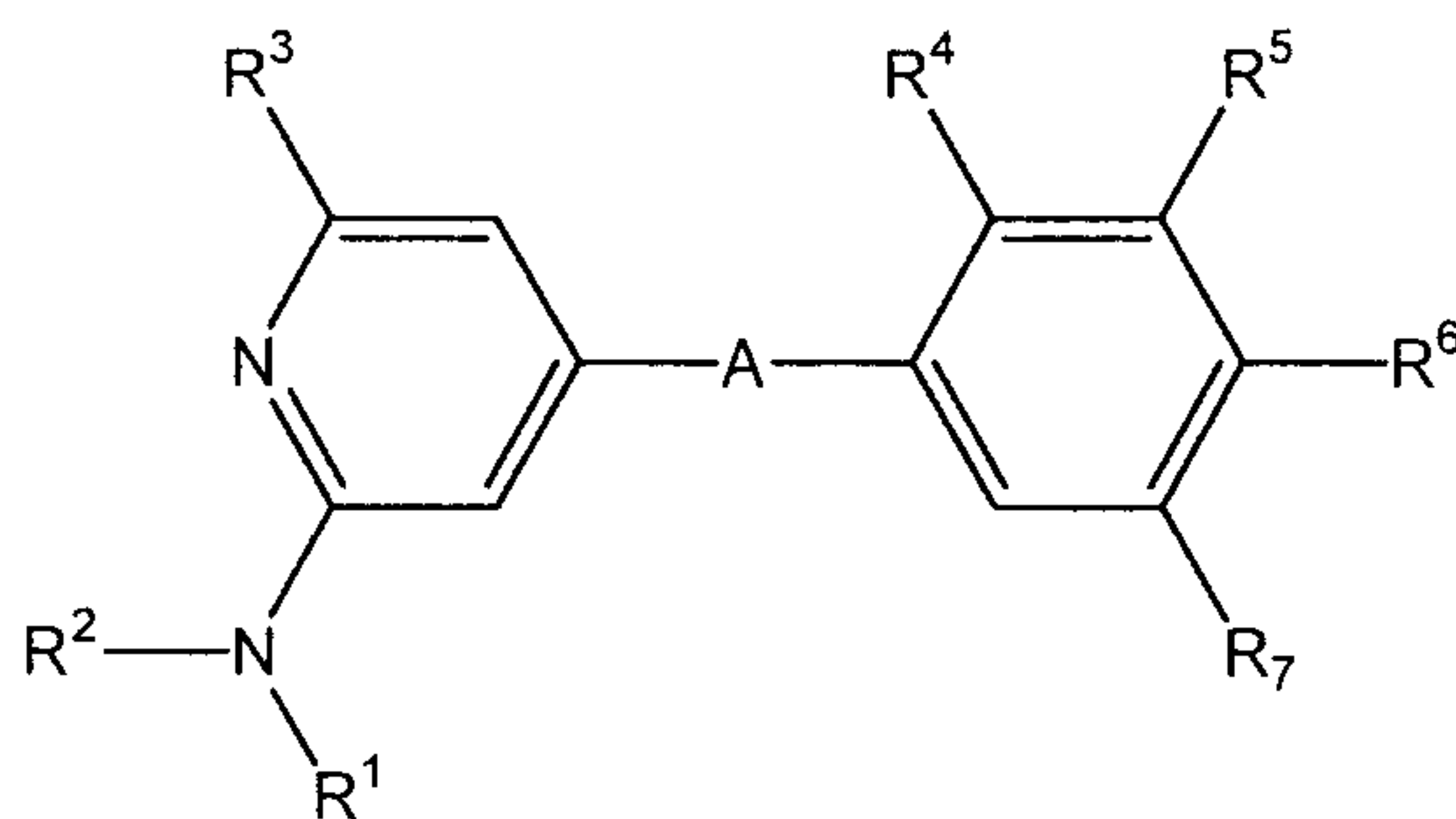
(57) Abrégé/Abstract:

The invention relates to novel amino-pyridine derivatives of Formula (I) or salts thereof, (see formula I) their preparation and their use as pharmaceutically active compounds. Said compounds particularly act as immunomodulating agents.



Abstract

The invention relates to novel amino-pyridine derivatives of Formula (I) or salts thereof,



Formula (I)

their preparation and their use as pharmaceutically active compounds. Said compounds particularly act as immunomodulating agents.

AMINO-PYRIDINE DERIVATIVES AS S1P1/EDG1 RECEPTOR AGONISTS

Field of the invention

The present invention relates to S1P1/EDG1 receptor agonists of formula (I) and their use
5 as active ingredients in the preparation of pharmaceutical compositions. The invention also
concerns related aspects including processes for the preparation of the compounds,
pharmaceutical compositions containing a compound of the formula (I), and their use as
compounds improving vascular function and as immunomodulating agents, either alone or
in combination with other active compounds or therapies.

Background of the invention

The human immune system is designed to defend the body against foreign micro-
organisms and substances that cause infection or disease. Complex regulatory
mechanisms ensure that the immune response is targeted against the intruding substance
or organism and not against the host. In some cases, these control mechanisms are
15 unregulated and autoimmune responses can develop. A consequence of the uncontrolled
inflammatory response is severe organ, cell, tissue or joint damage. With current treatment,
the whole immune system is usually suppressed and the body's ability to react to infections
is also severely compromised. Typical drugs in this class include azathioprine,
chlorambucil, cyclophosphamide, cyclosporin, or methotrexate. Corticosteroids which
20 reduce inflammation and suppress the immune response, may cause side effects when
used in long term treatment. Nonsteroidal anti-inflammatory drugs (NSAIDs) can reduce
pain and inflammation, however, they exhibit considerable side effects. Alternative
treatments include agents that activate or block cytokine signaling.

Orally active compounds with immunomodulating properties, without compromising
25 immune responses and with reduced side effects would significantly improve current
treatments of uncontrolled inflammatory disease.

In the field of organ transplantation the host immune response must be suppressed to
prevent organ rejection. Organ transplant recipients can experience some rejection even
when they are taking immunosuppressive drugs. Rejection occurs most frequently in the
30 first few weeks after transplantation, but rejection episodes can also happen months or
even years after transplantation. Combinations of up to three or four medications are

commonly used to give maximum protection against rejection while minimizing side effects. Current standard drugs used to treat the rejection of transplanted organs interfere with discrete intracellular pathways in the activation of T-type or B-type white blood cells. Examples of such drugs are cyclosporin, daclizumab, basiliximab, everolimus, or FK506, which interfere with cytokine release or signaling; azathioprine or leflunomide, which inhibit nucleotide synthesis; or 15-deoxyspergualin, an inhibitor of leukocyte differentiation.

The beneficial effects of broad immunosuppressive therapies relate to their effects; however, the generalized immunosuppression which these drugs produce diminishes the immune system's defense against infection and malignancies. Furthermore, standard immunosuppressive drugs are often used at high dosages and can cause or accelerate organ damage.

Description of the invention

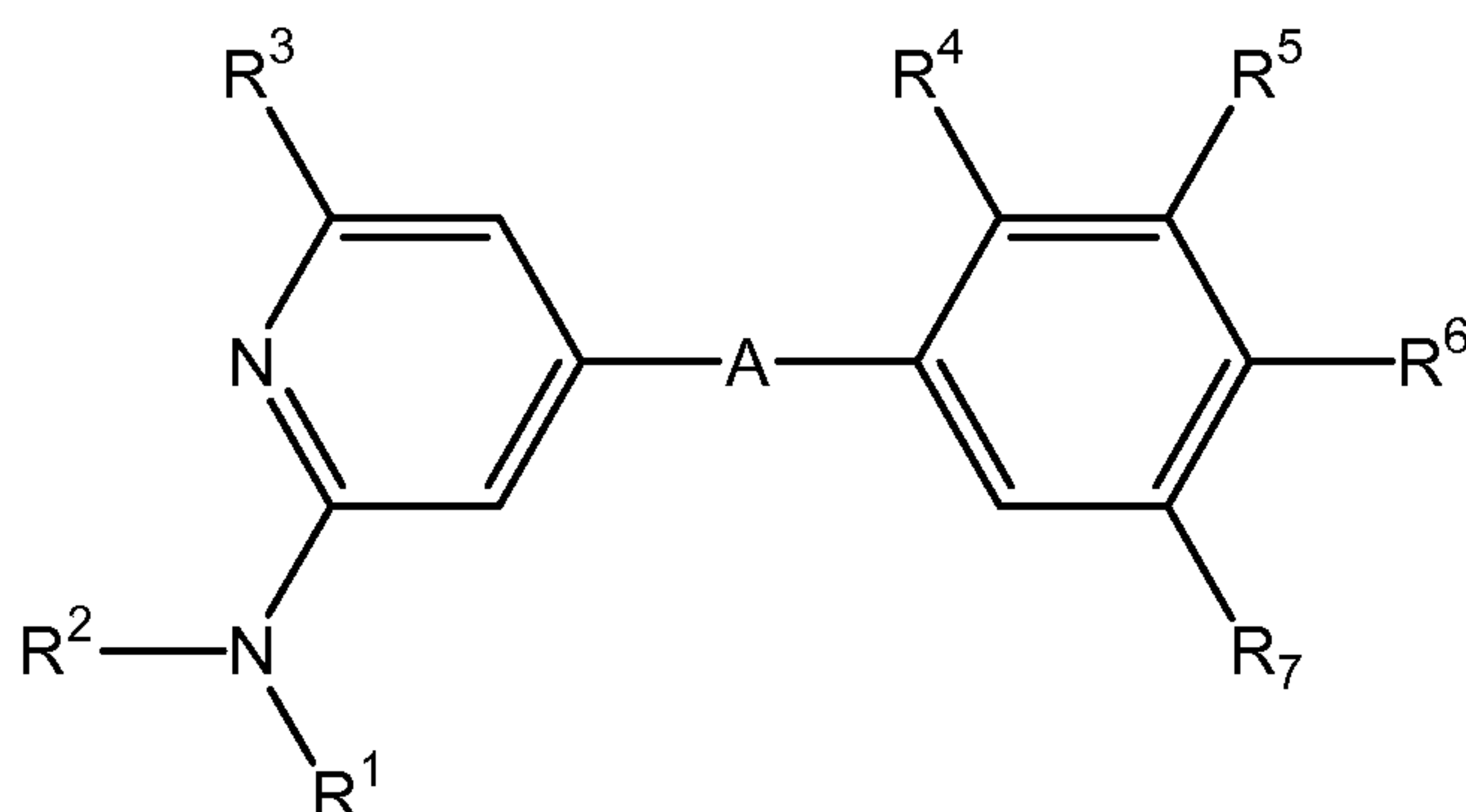
The present invention provides novel compounds of formula (I) that are agonists for the G protein-coupled receptor S1P1/EDG1 and have a powerful and long-lasting immunomodulating effect which is achieved by reducing the number of circulating and infiltrating T- and B-lymphocytes, without affecting their maturation, memory, or expansion. The reduction of circulating T- / B-lymphocytes as a result of S1P1/EDG1 agonism, possibly in combination with the observed improvement of endothelial cell layer function associated with S1P1/EDG1 activation, makes such compounds useful to treat uncontrolled inflammatory disease and to improve vascular functionality.

The compounds of the present invention can be utilized alone or in combination with standard drugs inhibiting T-cell activation, to provide a new immunomodulating therapy with a reduced propensity for infections when compared to standard immunosuppressive therapy. Furthermore, the compounds of the present invention can be used in combination with reduced dosages of traditional immunosuppressant therapies, to provide on the one hand effective immunomodulating activity, while on the other hand reducing end organ damage associated with higher doses of standard immunosuppressive drugs. The observation of improved endothelial cell layer function associated with S1P1/EDG1 activation provides additional benefits of compounds to improve vascular function.

The nucleotide sequence and the amino acid sequence for the human S1P1/EDG1 receptor are known in the art and are published in e.g.: Hla, T., and Maciag, T. *J. Biol Chem.* **265** (1990), 9308-9313; WO 91/15583 published 17 October 1991; WO 99/46277 published 16 September 1999. The potency and efficacy of the compounds of formula (I)

are assessed using a GTP γ S assay to determine EC₅₀ values and by measuring the circulating lymphocytes in the rat after oral administration, respectively (see in Examples).

i) The invention relates to novel amino-pyridine compounds of the formula (I),

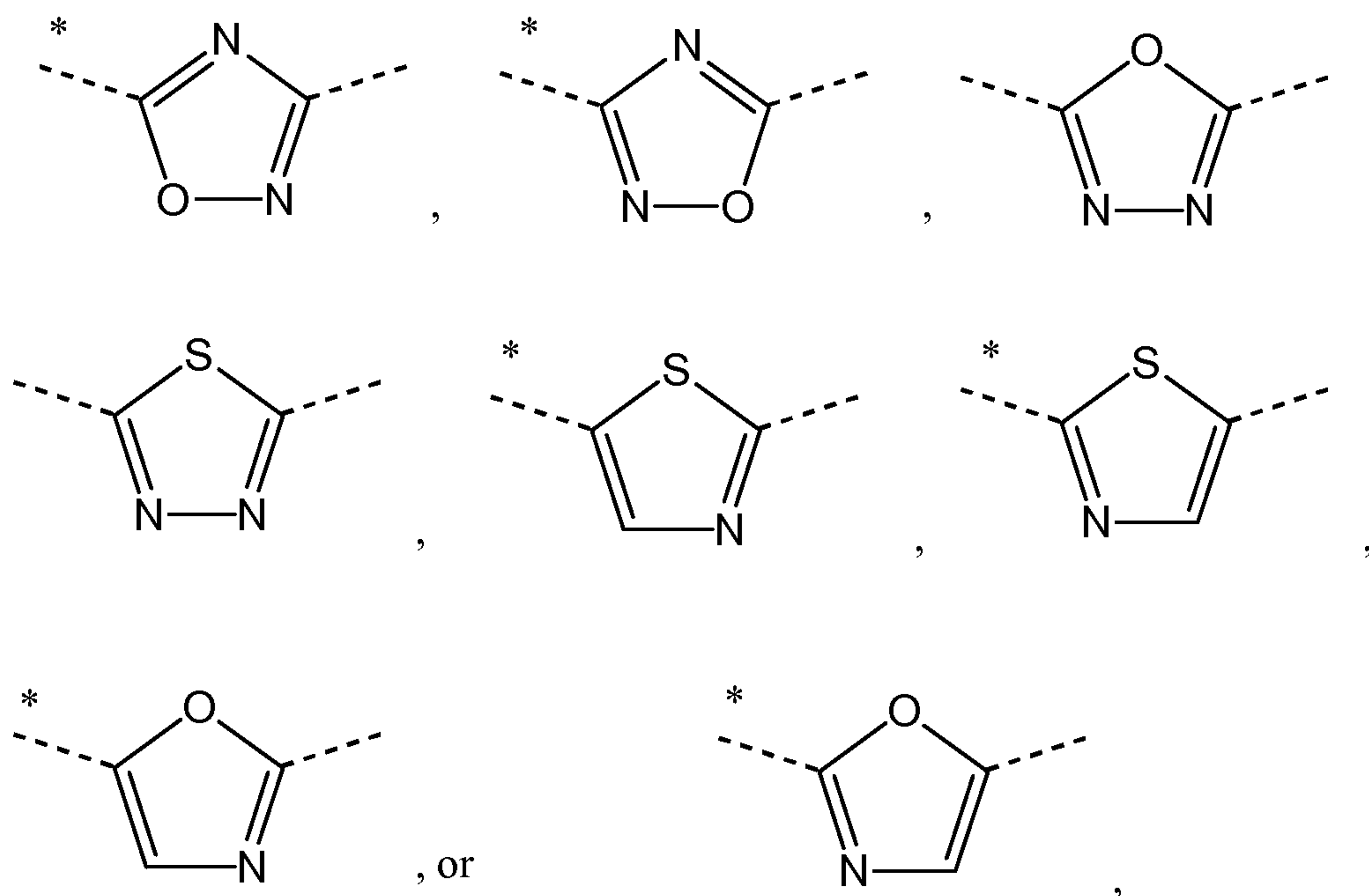


5

Formula (I)

wherein

A represents



wherein the asterisks indicate the bond that is linked to the pyridine group of formula (I);

10 **R**¹ represents hydrogen, or C₁₋₃-alkyl;

R² represents C₁₋₄-alkyl; or

R^1 and R^2 , together with the nitrogen atom to which they are attached, form a pyrrolidine, piperidine, or morpholine ring, such as especially a pyrrolidine ring;

R^3 represents C_{1-4} -alkyl, or chloro;

R^4 represents hydrogen, C_{1-4} -alkyl, C_{1-3} -alkoxy, or halogen;

5 R^5 represents hydrogen, C_{1-4} -alkyl, C_{1-3} -alkoxy, or halogen;

R^6 represents hydrogen, hydroxy- C_{1-5} -alkyl, 2,3-dihydroxypropyl, di-(hydroxy- C_{1-4} -alkyl)- C_{1-4} -alkyl, $-\text{CH}_2-(\text{CH}_2)_k-\text{NR}^{61}\text{R}^{62}$, $-\text{CH}_2-(\text{CH}_2)_k-\text{NHSO}_2\text{R}^{63}$, $-(\text{CH}_2)_n\text{CH}(\text{OH})-\text{CH}_2-\text{NHSO}_2\text{R}^{63}$, $-\text{CH}_2-(\text{CH}_2)_k-\text{NHCOR}^{64}$, $-(\text{CH}_2)_n\text{CH}(\text{OH})-\text{CH}_2-\text{NHCOR}^{64}$, $-\text{CH}_2-(\text{CH}_2)_n-\text{CONR}^{61}\text{R}^{62}$, $-\text{CO}-\text{NHR}^{61}$, 1-(3-carboxy-azetidiny)-2-acetyl, 1-(2-carboxy-pyrrolidinyl)-2-acetyl, 1-(3-carboxy-pyrrolidinyl)-2-acetyl, 1-(3-carboxy-azetidiny)-3-propionyl, 1-(2-carboxy-pyrrolidinyl)-3-propionyl, 1-(3-carboxy-pyrrolidinyl)-3-propionyl, $-(\text{CH}_2)_n\text{CH}(\text{OH})-\text{CH}_2-\text{NR}^{61}\text{R}^{62}$, hydroxy, C_{1-4} -alkoxy, hydroxy- C_{2-5} -alkoxy, di-(hydroxy- C_{1-4} -alkyl)- C_{1-4} -alkoxy, 2,3-dihydroxy-propoxy, 2-hydroxy-3-methoxy-propoxy, $-\text{OCH}_2-(\text{CH}_2)_m-\text{NR}^{61}\text{R}^{62}$, 2-[(azetidine-3-carboxylic acid)-1-yl]-ethoxy, 2-[(azetidine-3-carboxylic acid C_{1-5} -alkylester)-1-yl]-ethoxy, 2-[(pyrrolidine-3-carboxylic acid)-1-yl]-ethoxy, 2-[(pyrrolidine-3-carboxylic acid C_{1-5} -alkylester)-1-yl]-ethoxy, $-\text{OCH}_2-\text{CH}(\text{OH})-\text{CH}_2-\text{NR}^{61}\text{R}^{62}$, 3-[(azetidine-3-carboxylic acid)-1-yl]-2-hydroxypropoxy, 3-[(azetidine-3-carboxylic acid C_{1-5} -alkylester)-1-yl]-2-hydroxypropoxy, 2-hydroxy-3-[(pyrrolidine-3-carboxylic acid)-1-yl]-propoxy, 2-hydroxy-3-[(pyrrolidine-3-carboxylic acid C_{1-5} -alkylester)-1-yl]-propoxy, 2-hydroxy-3-[(pyrrolidine-2-carboxylic acid)-1-yl]-propoxy, 2-hydroxy-3-[(pyrrolidine-2-carboxylic acid C_{1-5} -alkylester)-1-yl]-propoxy, $-\text{OCH}_2-(\text{CH}_2)_m-\text{NHSO}_2\text{R}^{63}$, $-\text{OCH}_2-\text{CH}(\text{OH})-\text{CH}_2-\text{NHSO}_2\text{R}^{63}$, $-\text{OCH}_2-(\text{CH}_2)_m-\text{NHCOR}^{64}$, $-\text{OCH}_2-\text{CH}(\text{OH})-\text{CH}_2-\text{NHCOR}^{64}$, $-\text{NR}^{61}\text{R}^{62}$, $-\text{NHCO}-\text{R}^{61}$, or $-\text{SO}_2\text{NHR}^{61}$;

25 R^{61} represents hydrogen, C_{1-3} -alkyl, 2-hydroxyethyl, 2-hydroxy-1-hydroxymethyl-ethyl, 2,3-dihydroxypropyl, carboxymethyl, (C_{1-5} -alkylcarboxy)methyl, 2-carboxyethyl, 2-(C_{1-5} -alkylcarboxy)ethyl, or 2-aminoethyl;

R^{62} represents hydrogen, methyl, or ethyl;

R^{63} represents C_{1-3} -alkyl, methylamino, ethylamino, or dimethylamino;

R^{64} represents hydroxy- C_{1-2} -alkyl, or $\text{R}^{65}\text{R}^{66}\text{N}-\text{C}_{1-2}$ -alkyl;

R^{65} and R^{66} independently represent hydrogen, or methyl;

30 k represents the integer 1, 2, or 3;

m represents the integer 1 or 2;

n represents 0, 1, or 2; and

R⁷ represents hydrogen, C₁₋₄-alkyl, or halogen.

- 5 The general terms used hereinbefore and hereinafter preferably have, within this disclosure, the following meanings, unless otherwise indicated:

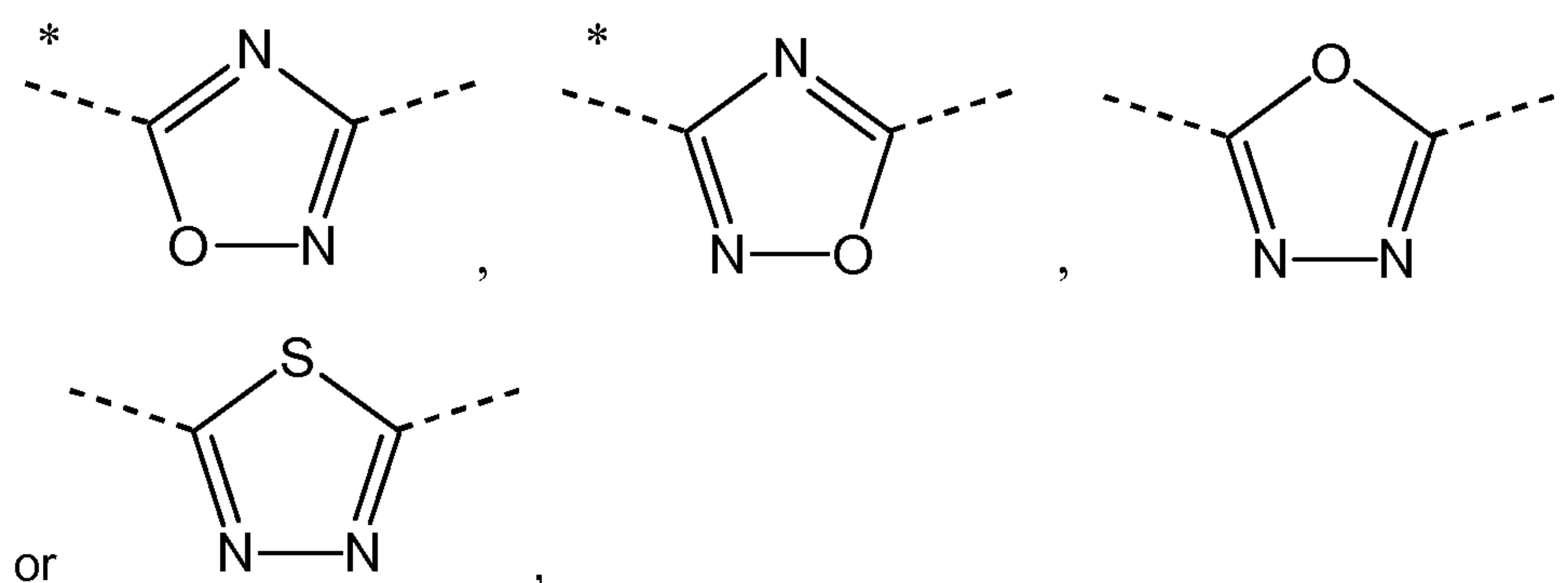
The term **C_{x-y}-alkyl**, x and y being an integer, means saturated, branched or straight chain alkyl groups with x to y carbon atoms. Likewise, the term **C₁₋₅-alkyl** means saturated, branched or straight chain alkyl groups with one to five carbon atoms. Examples of C₁₋₅-
10 alkyl groups are methyl, ethyl, *n*-propyl, *iso*-propyl, *n*-butyl, *iso*-butyl, *n*-pentyl, and *iso*-pentyl (preferably methyl, ethyl, *n*-propyl, *iso*-propyl, or *iso*-butyl). Likewise, the term **C₁₋₄-alkyl** means saturated, branched or straight chain alkyl groups with one to four carbon atoms. Examples of C₁₋₄-alkyl groups are methyl, ethyl, *n*-propyl, *iso*-propyl, *n*-butyl, and *iso*-butyl (preferably methyl, ethyl, *n*-propyl, *iso*-propyl, or *iso*-butyl). Likewise, the term **C₁₋₃-**
15 **alkyl** means saturated, branched or straight chain alkyl groups with one to three carbon atoms. Examples of C₁₋₃-alkyl groups are methyl, ethyl, *n*-propyl, and *iso*-propyl (preferably methyl, or ethyl). Likewise, the term **C₁₋₂-alkyl** represents a methyl, or ethyl group.

The term **C_{x-y}-alkoxy**, x and y being an integer, means an R-O group, wherein R is a saturated, branched or straight chain alkyl group with x to y carbon atoms. Likewise, the
20 term **C₁₋₄-alkoxy** means an R-O group, wherein R is a C₁₋₄-alkyl. Examples of C₁₋₄-alkoxy groups are methoxy, ethoxy, propoxy, *iso*-propoxy, and *iso*-butoxy (preferably methoxy). Likewise, the term **C₂₋₅-alkoxy** means an R-O group, wherein R is a C₂₋₅-alkyl. Examples of C₂₋₅-alkoxy groups are ethoxy, propoxy, *iso*-propoxy, *iso*-butoxy, and *iso*-pentoxy (preferably ethoxy).

- 25 The term **halogen** means fluoro, chloro, bromo or iodo (preferably fluoro or chloro; especially preferred chloro).

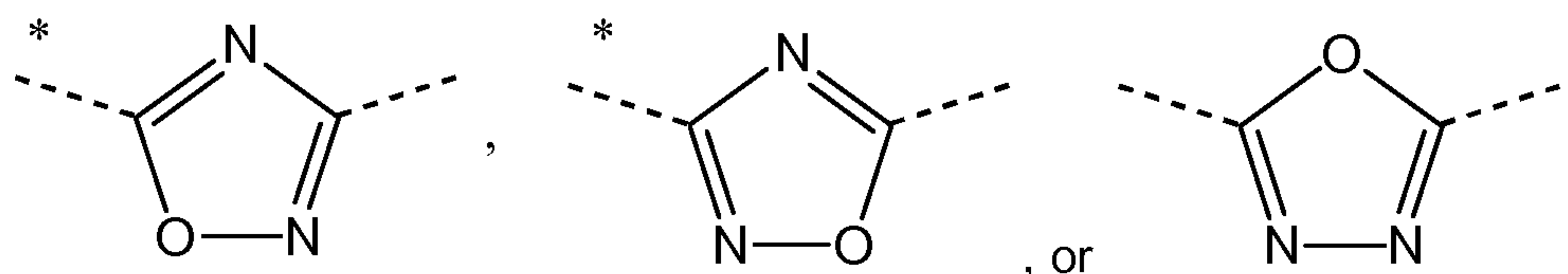
ii) A further embodiment of the invention relates to amino-pyridine derivatives according to embodiment i), wherein **A** represents

6



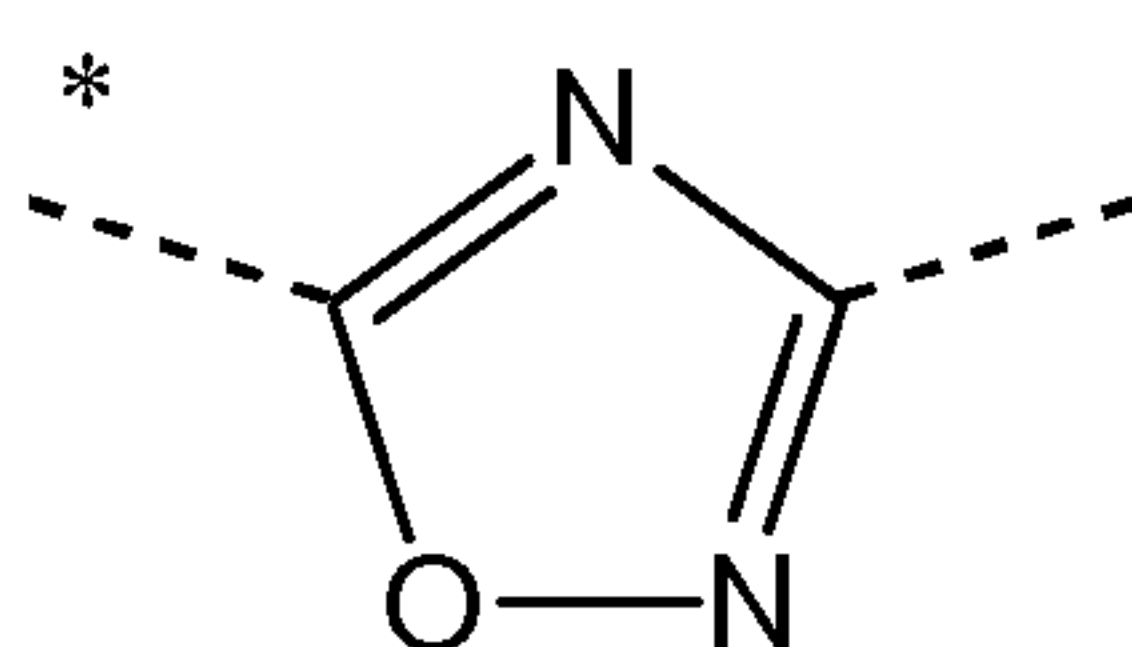
wherein the asterisks indicate the bond that is linked to the pyridine group of formula (I).

- iii) Another embodiment of the invention relates to amino-pyridine derivatives according to embodiment i), wherein **A** represents



wherein the asterisks indicate the bond that is linked to the pyridine group of formula (I).

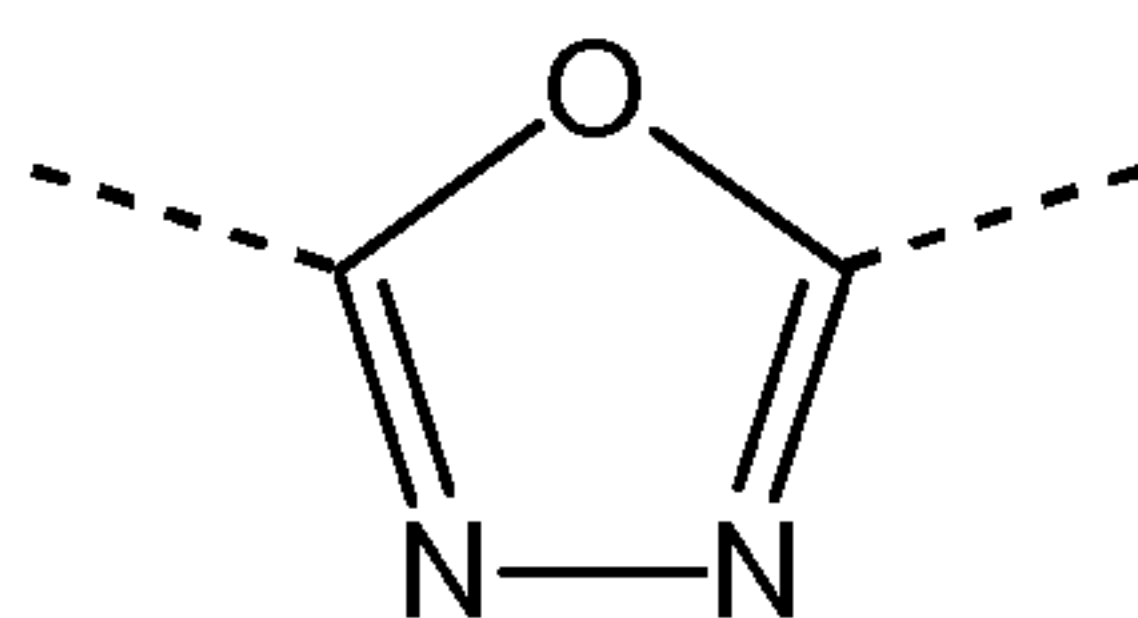
- iv) Another embodiment of the invention relates to amino-pyridine derivatives according to embodiment i), wherein **A** represents



10

wherein the asterisk indicates the bond that is linked to the pyridine group of formula (I).

- v) Another embodiment of the invention relates to amino-pyridine derivatives according to embodiment i), wherein **A** represents



- vi) Another embodiment of the invention relates to amino-pyridine derivatives according to any one of the embodiments i) to v), wherein **R**¹ represents hydrogen, methyl or ethyl.

vii) Another embodiment of the invention relates to amino-pyridine derivatives according to any one of the embodiments i) to v), wherein R^1 represents methyl or ethyl.

viii) Another embodiment of the invention relates to amino-pyridine derivatives according to any one of the embodiments i) to vii), wherein R^2 represents C_{1-3} -alkyl.

5 ix) Another embodiment of the invention relates to amino-pyridine derivatives according to any one of the embodiments i) to vii), wherein R^2 represents ethyl or isopropyl.

x) Another embodiment of the invention relates to amino-pyridine derivatives according to any one of the embodiments i) to ix), wherein R^3 represents C_{1-4} -alkyl.

10 xi) Another embodiment of the invention relates to amino-pyridine derivatives according to any one of the embodiments i) to ix), wherein R^3 represents C_{1-2} -alkyl.

xii) Another embodiment of the invention relates to amino-pyridine derivatives according to any one of the embodiments i) to ix), wherein R^3 represents methyl.

15 xiii) Another embodiment of the invention relates to amino-pyridine derivatives according to any one of the embodiments i) to xii), wherein R^4 represents methoxy, and R^5 and R^7 represent hydrogen.

xiv) Another embodiment of the invention relates to amino-pyridine derivatives according to any one of the embodiments i) to xii), wherein R^4 represents hydrogen; R^5 represents C_{1-3} -alkyl, or methoxy; and R^7 represents C_{1-2} -alkyl, or chloro.

20 xv) Another embodiment of the invention relates to amino-pyridine derivatives according to any one of the embodiments i) to xii), wherein R^4 represents hydrogen; R^5 represents methyl, or ethyl; and R^7 represents methyl.

xvi) Another embodiment of the invention relates to amino-pyridine derivatives according to any one of the embodiments i) to xii), wherein R^4 represents hydrogen; R^5 represents methoxy, or methyl; and R^7 represents chloro.

25 xvii) Another embodiment of the invention relates to amino-pyridine derivatives according to any one of the embodiments i) to xvi), wherein R^6 represents hydrogen, 2,3-dihydroxypropyl, di-(hydroxy- C_{1-4} -alkyl)- C_{1-4} -alkyl, $-CH_2-(CH_2)_k-NHSO_2R^{63}$, $-(CH_2)_nCH(OH)-CH_2-NHSO_2R^{63}$, $-CH_2-(CH_2)_k-NHCOR^{64}$, $-(CH_2)_nCH(OH)-CH_2-NHCOR^{64}$, $-CH_2-(CH_2)_n-CONR^{61}R^{62}$, 1-(3-carboxy-azetidiny)-2-acetyl, 1-(2-carboxy-pyrrolidinyl)-2-acetyl, 1-(3-carboxy-pyrrolidinyl)-2-acetyl, 1-(3-carboxy-azetidiny)-3-propionyl, 1-(2-carboxy-

30

pyrrolidinyl)-3-propionyl, 1-(3-carboxy-pyrrolidinyl)-3-propionyl, $-(\text{CH}_2)_n\text{CH}(\text{OH})-\text{CH}_2-\text{NR}^{61}\text{R}^{62}$, hydroxy, C_{1-4} -alkoxy, hydroxy- C_{2-5} -alkoxy, di-(hydroxy- C_{1-4} -alkyl)- C_{1-4} -alkoxy, 2,3-dihydroxy-propoxy, 2-hydroxy-3-methoxy-propoxy, $-\text{OCH}_2-(\text{CH}_2)_m-\text{NR}^{61}\text{R}^{62}$, 2-[(azetidine-3-carboxylic acid)-1-yl]-ethoxy, 2-[(azetidine-3-carboxylic acid C_{1-5} -alkylester)-1-yl]-ethoxy, 2-
 5 [(pyrrolidine-3-carboxylic acid)-1-yl]-ethoxy, 2-[(pyrrolidine-3-carboxylic acid C_{1-5} -alkylester)-1-yl]-ethoxy, $-\text{OCH}_2-\text{CH}(\text{OH})-\text{CH}_2-\text{NR}^{61}\text{R}^{62}$, 3-[(azetidine-3-carboxylic acid)-1-yl]-2-hydroxypropoxy, 3-[(azetidine-3-carboxylic acid C_{1-5} -alkylester)-1-yl]-2-hydroxypropoxy, 2-hydroxy-3-[(pyrrolidine-3-carboxylic acid)-1-yl]-propoxy, 2-hydroxy-3-[(pyrrolidine-3-carboxylic acid C_{1-5} -alkylester)-1-yl]-propoxy, 2-hydroxy-3-[(pyrrolidine-2-carboxylic acid)-1-yl]-propoxy, 2-hydroxy-3-[(pyrrolidine-2-carboxylic acid C_{1-5} -alkylester)-1-yl]-propoxy,
 10 $-\text{OCH}_2-(\text{CH}_2)_m-\text{NHSO}_2\text{R}^{63}$, $-\text{OCH}_2-\text{CH}(\text{OH})-\text{CH}_2-\text{NHSO}_2\text{R}^{63}$, $-\text{OCH}_2-(\text{CH}_2)_m-\text{NHCOR}^{64}$, $-\text{OCH}_2-\text{CH}(\text{OH})-\text{CH}_2-\text{NHCOR}^{64}$, or $-\text{NR}^{61}\text{R}^{62}$.

xviii) Another embodiment of the invention relates to amino-pyridine derivatives according to any one of the embodiments i) to xvi), wherein R^6 represents hydrogen, 2,3-dihydroxypropyl, di-(hydroxy- C_{1-4} -alkyl)- C_{1-4} -alkyl, $-\text{CH}_2-(\text{CH}_2)_k-\text{NHSO}_2\text{R}^{63}$, $-(\text{CH}_2)_n\text{CH}(\text{OH})-\text{CH}_2-\text{NHSO}_2\text{R}^{63}$, $-\text{CH}_2-(\text{CH}_2)_k-\text{NHCOR}^{64}$, $-(\text{CH}_2)_n\text{CH}(\text{OH})-\text{CH}_2-\text{NHCOR}^{64}$, $-\text{CH}_2-(\text{CH}_2)_n-\text{CONR}^{61}\text{R}^{62}$, $-(\text{CH}_2)_n\text{CH}(\text{OH})-\text{CH}_2-\text{NR}^{61}\text{R}^{62}$, hydroxy, C_{1-4} -alkoxy, hydroxy- C_{2-5} -alkoxy, di-(hydroxy- C_{1-4} -alkyl)- C_{1-4} -alkoxy, 2,3-dihydroxy-propoxy, 2-hydroxy-3-methoxy-propoxy, $-\text{OCH}_2-(\text{CH}_2)_m-\text{NR}^{61}\text{R}^{62}$, $-\text{OCH}_2-\text{CH}(\text{OH})-\text{CH}_2-\text{NR}^{61}\text{R}^{62}$, $-\text{OCH}_2-(\text{CH}_2)_m-\text{NHSO}_2\text{R}^{63}$, $-\text{OCH}_2-$
 15 $\text{CH}(\text{OH})-\text{CH}_2-\text{NHSO}_2\text{R}^{63}$, $-\text{OCH}_2-(\text{CH}_2)_m-\text{NHCOR}^{64}$, $-\text{OCH}_2-\text{CH}(\text{OH})-\text{CH}_2-\text{NHCOR}^{64}$, or $-\text{NR}^{61}\text{R}^{62}$.

xix) Another embodiment of the invention relates to amino-pyridine derivatives according to any one of the embodiments i) to xvi), wherein R^6 represents 2,3-dihydroxypropyl, $-(\text{CH}_2)_n\text{CH}(\text{OH})-\text{CH}_2-\text{NHSO}_2\text{R}^{63}$, $-\text{CH}_2-(\text{CH}_2)_k-\text{NHCOR}^{64}$, $-\text{CH}_2-(\text{CH}_2)_k-\text{NHSO}_2\text{R}^{63}$,
 25 $-(\text{CH}_2)_n\text{CH}(\text{OH})-\text{CH}_2-\text{NHCOR}^{64}$, $-\text{CH}_2-(\text{CH}_2)_n-\text{CONR}^{61}\text{R}^{62}$, hydroxy- C_{2-5} -alkoxy, di-(hydroxy- C_{1-4} -alkyl)- C_{1-4} -alkoxy, 2,3-dihydroxy-propoxy, 2-hydroxy-3-methoxy-propoxy, $-\text{OCH}_2-(\text{CH}_2)_m-\text{NHSO}_2\text{R}^{63}$, $-\text{OCH}_2-\text{CH}(\text{OH})-\text{CH}_2-\text{NHSO}_2\text{R}^{63}$, $-\text{OCH}_2-(\text{CH}_2)_m-\text{NHCOR}^{64}$, or $-\text{OCH}_2-\text{CH}(\text{OH})-\text{CH}_2-\text{NHCOR}^{64}$.

xx) Another embodiment of the invention relates to amino-pyridine derivatives according to any one of the embodiments i) to xvi), wherein R^6 represents $-\text{CH}_2-(\text{CH}_2)_n-\text{CONR}^{61}\text{R}^{62}$, hydroxy- C_{2-5} -alkoxy, di-(hydroxy- C_{1-4} -alkyl)- C_{1-4} -alkoxy, 2,3-dihydroxy-propoxy, $-\text{OCH}_2-(\text{CH}_2)_m-\text{NHSO}_2\text{R}^{63}$, $-\text{OCH}_2-\text{CH}(\text{OH})-\text{CH}_2-\text{NHSO}_2\text{R}^{63}$, $-\text{OCH}_2-(\text{CH}_2)_m-\text{NHCOR}^{64}$, or $-\text{OCH}_2-\text{CH}(\text{OH})-\text{CH}_2-\text{NHCOR}^{64}$.

xxi) Another embodiment of the invention relates to amino-pyridine derivatives according to any one of the embodiments i) to xvi), wherein R^6 represents hydroxy, C_{1-4} -alkoxy, hydroxy- C_{2-5} -alkoxy, di-(hydroxy- C_{1-4} -alkyl)- C_{1-4} -alkoxy, 2,3-dihydroxy-propoxy, 2-hydroxy-3-methoxy-propoxy, $-OCH_2-(CH_2)_m-NR^{61}R^{62}$, $-OCH_2-CH(OH)-CH_2-NR^{61}R^{62}$, $-OCH_2-(CH_2)_m-$
 5 $NHSO_2R^{63}$, $-OCH_2-CH(OH)-CH_2-NHSO_2R^{63}$, $-OCH_2-(CH_2)_m-NHCOR^{64}$, or $-OCH_2-CH(OH)-CH_2-NHCOR^{64}$.

xxii) Another embodiment of the invention relates to amino-pyridine derivatives according to any one of the embodiments i) to xvi), wherein R^6 represents $-CH_2-(CH_2)_n-CONR^{61}R^{62}$, 2,3-dihydroxy-propoxy, or $-OCH_2-CH(OH)-CH_2-NHCOR^{64}$.

10 xxiii) Another embodiment of the invention relates to amino-pyridine derivatives according to any one of the embodiments i) to xvi), wherein R^6 represents $-CH_2-(CH_2)_n-CONR^{61}R^{62}$.

xxiv) Another embodiment of the invention relates to amino-pyridine derivatives according to any one of the embodiments i) to xvi), wherein R^6 represents 2,3-dihydroxy-propoxy, or $-OCH_2-CH(OH)-CH_2-NHCOR^{64}$.

15 xxv) Another embodiment of the invention relates to amino-pyridine derivatives according to any one of the embodiments i) to xxiii), wherein R^{61} represents hydrogen, 2-carboxyethyl, or 2-aminoethyl.

xxvi) Another embodiment of the invention relates to amino-pyridine derivatives according to any one of the embodiments i) to xxiii) and xxv), wherein R^{62} represents hydrogen.

20 xxvii) Another embodiment of the invention relates to amino-pyridine derivatives according to any one of the embodiments i) to xxi), wherein R^{63} represents methyl, or methylamino.

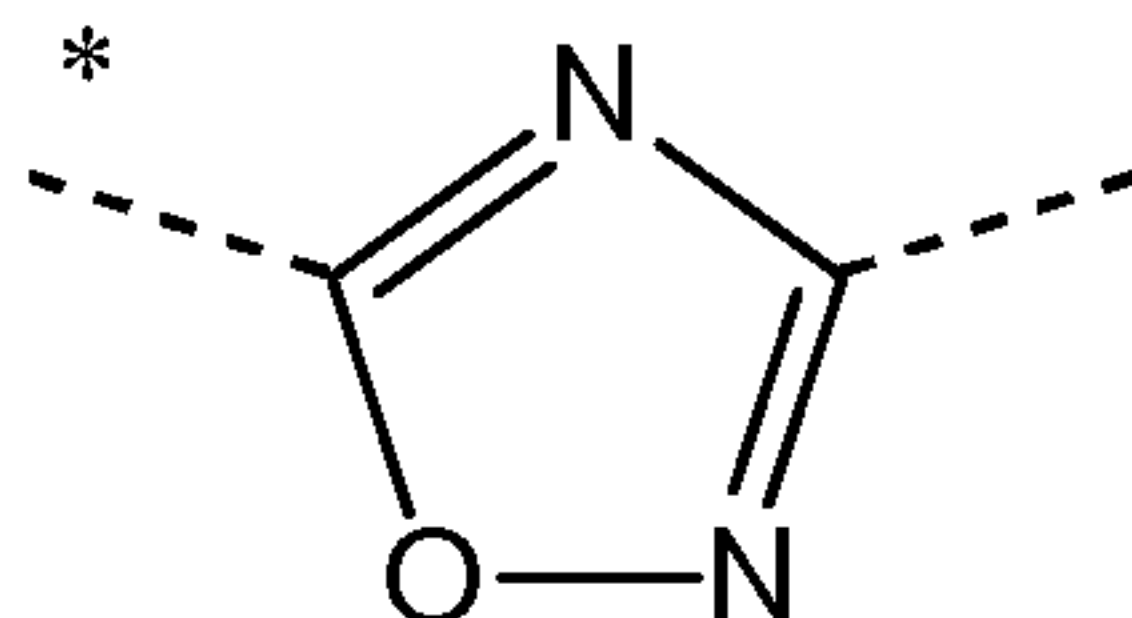
xxviii) Another embodiment of the invention relates to amino-pyridine derivatives according to any one of the embodiments i) to xxii) and xxiv), wherein R^{64} represents hydroxymethyl.

25 xxix) Another embodiment of the invention relates to amino-pyridine derivatives according to any one of the embodiments i) to xx) and xxii) to xxiii), wherein n represents the integer 1.

xxx) Another embodiment of the invention relates to amino-pyridine derivatives according to any one of the embodiments i) to xix), wherein k represents the integer 1 or 2.

30 xxxi) A further embodiment of the invention relates to amino-pyridine derivatives according to embodiment i), wherein

A represents



wherein the asterisk indicates the bond that is linked to the pyridine group of formula (I);

R¹ represents C₁₋₃-alkyl;

5 **R**² represents C₁₋₄-alkyl; or

R¹ and **R**², together with the nitrogen atom to which they are attached, form a pyrrolidine ring;

R³ represents C₁₋₄-alkyl;

R⁴ represents hydrogen;

10 **R**⁵ represents C₁₋₄-alkyl;

R⁶ represents -CH₂-(CH₂)_n-CONR⁶¹R⁶², hydroxy, 2,3-dihydroxy-propoxy, -OCH₂-CH(OH)-CH₂-NR⁶¹R⁶², or -OCH₂-CH(OH)-CH₂-NHCOR⁶⁴;

R⁶¹ represents hydrogen, 2-carboxyethyl, or 2-aminoethyl;

R⁶² represents hydrogen;

15 **R**⁶⁴ represents hydroxy-C₁₋₂-alkyl;

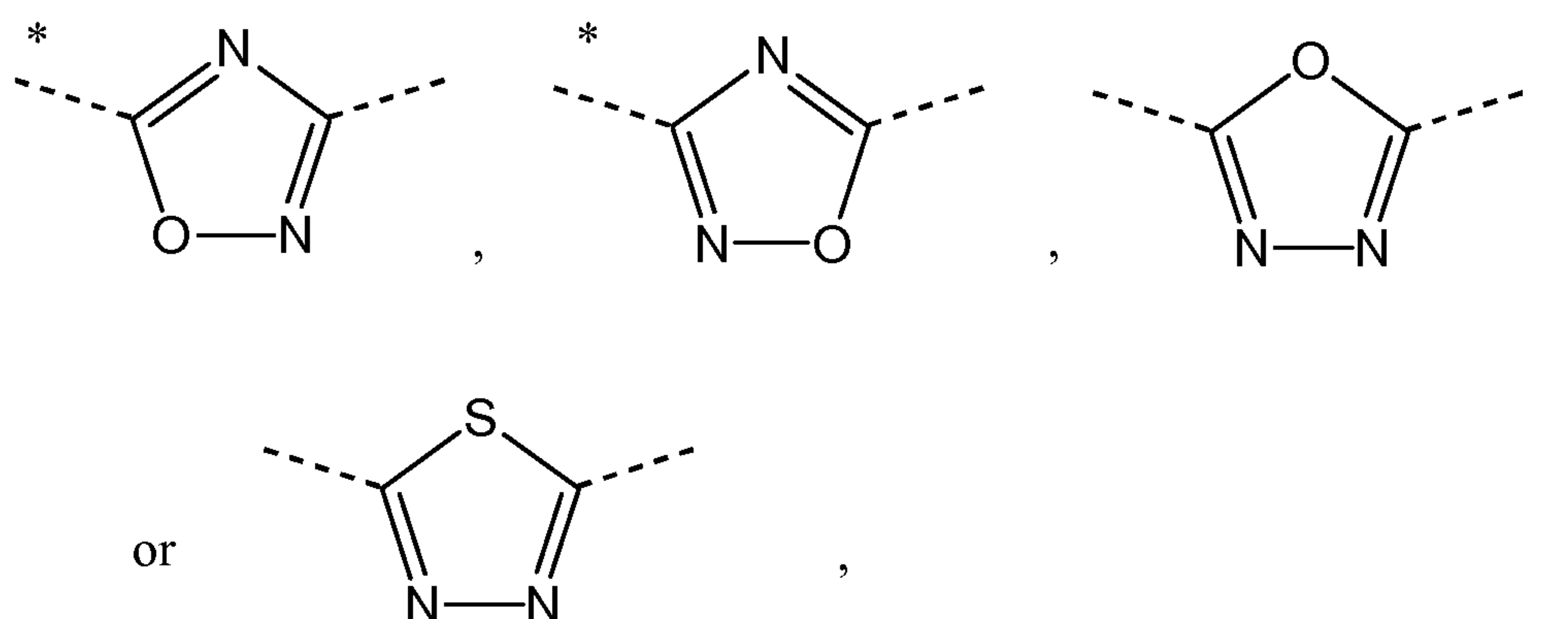
n represents 1; and

R⁷ represents C₁₋₄-alkyl.

xxxii) A further embodiment of the invention relates to amino-pyridine derivatives according to embodiment i) wherein

20 **A** represents

11



wherein the asterisks indicate the bond that is linked to the pyridine group of formula (I);

R¹ represents hydrogen, or C₁₋₃-alkyl;

R² represents C₁₋₄-alkyl; or

- 5 **R**¹ and **R**², together with the nitrogen atom to which they are attached, form a pyrrolidine or morpholine ring, such as especially a pyrrolidine ring;

R³ represents C₁₋₄-alkyl, or chloro;

R⁴ represents hydrogen, C₁₋₄-alkyl, C₁₋₃-alkoxy, or halogen;

R⁵ represents hydrogen, C₁₋₄-alkyl, C₁₋₃-alkoxy, or halogen;

- 10 **R**⁶ represents hydrogen, hydroxy-C₁₋₅-alkyl (such as hydroxymethyl or 2-hydroxyethyl), -CH₂-(CH₂)_k-NR⁶¹R⁶², -CH₂-(CH₂)_k-NHSO₂R⁶³, -(CH₂)_nCH(OH)-CH₂-NHSO₂R⁶³, -CH₂-(CH₂)_k-NHCOR⁶⁴, -CH₂-(CH₂)_n-CONR⁶¹R⁶², -CO-NHR⁶¹, 1-(3-carboxy-azetidiny)-2-acetyl, 1-(3-carboxy-pyrrolidinyl)-2-acetyl, 1-(3-carboxy-azetidiny)-3-propionyl, 1-(2-carboxy-pyrrolidinyl)-3-propionyl, 1-(3-carboxy-pyrrolidinyl)-3-propionyl, -(CH₂)_nCH(OH)-CH₂-NR⁶¹R⁶², hydroxy, C₁₋₄-alkoxy, hydroxy-C₂₋₅-alkoxy (such as 2-hydroxy-ethoxy), di-(hydroxy-C₁₋₄-alkyl)-C₁₋₄-alkoxy (such as 1-hydroxymethyl-2-hydroxy-ethoxy or 2-hydroxymethyl-3-hydroxy-n-propoxy), 2,3-dihydroxy-propoxy, 2-hydroxy-3-methoxy-propoxy, -OCH₂-(CH₂)_m-NR⁶¹R⁶², 2-[(azetidine-3-carboxylic acid)-1-yl]-ethoxy, 2-[(azetidine-3-carboxylic acid C₁₋₅-alkylester)-1-yl]-ethoxy (such as 2-[(azetidine-3-carboxylic acid methylester)-1-yl]-ethoxy),
- 15 2-[(pyrrolidine-3-carboxylic acid)-1-yl]-ethoxy, 2-[(pyrrolidine-3-carboxylic acid C₁₋₅-alkylester)-1-yl]-ethoxy (such as 2-[(pyrrolidine-3-carboxylic acid methylester)-1-yl]-ethoxy), -OCH₂-CH(OH)-CH₂-NR⁶¹R⁶², 3-[(azetidine-3-carboxylic acid)-1-yl]-2-hydroxypropoxy, 3-[(azetidine-3-carboxylic acid C₁₋₅-alkylester)-1-yl]-2-hydroxypropoxy (such as 3-[(azetidine-3-carboxylic acid methylester)-1-yl]-2-hydroxypropoxy), 2-hydroxy-3-[(pyrrolidine-3-carboxylic acid)-1-yl]-propoxy, 2-hydroxy-3-[(pyrrolidine-3-carboxylic acid C₁₋₅-alkylester)-1-
- 20
- 25

yl]-propoxy (such as 2-hydroxy-3-[(pyrrolidine-3-carboxylic acid methylester)-1-yl]-propoxy), 2-hydroxy-3-[(pyrrolidine-2-carboxylic acid)-1-yl]-propoxy, 2-hydroxy-3-[(pyrrolidine-2-carboxylic acid C₁₋₅-alkylester)-1-yl]-propoxy (such as 2-hydroxy-3-[(pyrrolidine-2-carboxylic acid methylester)-1-yl]-propoxy), -OCH₂-(CH₂)_m-NHSO₂R⁶³, -OCH₂-CH(OH)-CH₂-
 5 NHSO₂R⁶³, -OCH₂-(CH₂)_m-NHCOR⁶⁴, -OCH₂-CH(OH)-CH₂-NHCOR⁶⁴, -NR⁶¹R⁶², or -NHCO-R⁶¹;

R⁶¹ represents hydrogen, C₁₋₃-alkyl, 2-hydroxyethyl, 2,3-dihydroxypropyl, carboxymethyl, (C₁₋₅-alkylcarboxy)methyl (such as (ethylcarboxy)methyl), 2-carboxyethyl, or 2-aminoethyl;

R⁶² represents hydrogen;

10 R⁶³ represents C₁₋₃-alkyl, or dimethylamino;

R⁶⁴ represents hydroxy-C₁₋₂-alkyl, or R⁶⁵R⁶⁶N-C₁₋₂-alkyl;

R⁶⁵ and R⁶⁶ independently represent hydrogen, or methyl;

k and m represent the integer 1;

n represents 0 or 1; and

15 R⁷ represents hydrogen, C₁₋₄-alkyl, or halogen.

The compounds of formula (I) may contain one or more stereogenic or asymmetric centers, such as one or more asymmetric carbon atoms. The compounds of formula (I) may thus be present as mixtures of stereoisomers or preferably as pure stereoisomers. Mixtures of
 20 stereoisomers may be separated in a manner known to a person skilled in the art.

Where the plural form is used for compounds, salts, pharmaceutical compositions, diseases and the like, this is intended to mean also a single compound, salt, or the like.

Any reference hereinbefore or hereinafter to a compound of formula (I) is to be understood as referring also to salts, especially pharmaceutically acceptable salts, of a compound of
 25 formula (I), as appropriate and expedient.

The term "pharmaceutically acceptable salts" refers to non-toxic, inorganic or organic acid and/or base addition salts. Reference can be made to "Salt selection for basic drugs", *Int. J. Pharm.* (1986), **33**, 201-217.

Examples of preferred compounds are selected from the group consisting of:

- (R)-3-{4-[5-(2-diethylamino-6-ethyl-pyridin-4-yl)-[1,2,4]oxadiazol-3-yl]-2-ethyl-6-methyl-phenoxy}-propane-1,2-diol;
- (S)-3-{4-[5-(2-diethylamino-6-ethyl-pyridin-4-yl)-[1,2,4]oxadiazol-3-yl]-2-ethyl-6-methyl-phenoxy}-propane-1,2-diol;
- 5 (R)-3-{4-[5-(2-diethylamino-6-methyl-pyridin-4-yl)-[1,2,4]oxadiazol-3-yl]-2-ethyl-6-methyl-phenoxy}-propane-1,2-diol;
- (S)-3-{4-[5-(2-diethylamino-6-methyl-pyridin-4-yl)-[1,2,4]oxadiazol-3-yl]-2-ethyl-6-methyl-phenoxy}-propane-1,2-diol;
- (R)-3-(2-ethyl-4-{5-[2-(ethyl-methyl-amino)-6-methyl-pyridin-4-yl]-[1,2,4]oxadiazol-3-yl}-6-
- 10 methyl-phenoxy)-propane-1,2-diol;
- (S)-3-(2-ethyl-4-{5-[2-(ethyl-methyl-amino)-6-methyl-pyridin-4-yl]-[1,2,4]oxadiazol-3-yl}-6-methyl-phenoxy)-propane-1,2-diol;
- (R)-3-{4-[5-(2-diethylamino-6-methyl-pyridin-4-yl)-[1,2,4]oxadiazol-3-yl]-2,6-dimethyl-phenoxy}-propane-1,2-diol;
- 15 (S)-3-{4-[5-(2-diethylamino-6-methyl-pyridin-4-yl)-[1,2,4]oxadiazol-3-yl]-2,6-dimethyl-phenoxy}-propane-1,2-diol;
- N-((R)-3-{4-[5-(2-dimethylamino-6-ethyl-pyridin-4-yl)-[1,2,4]oxadiazol-3-yl]-2-ethyl-6-methyl-phenoxy}-2-hydroxy-propyl)-2-hydroxy-acetamide;
- N-((S)-3-{4-[5-(2-dimethylamino-6-ethyl-pyridin-4-yl)-[1,2,4]oxadiazol-3-yl]-2-ethyl-6-methyl-
- 20 phenoxy}-2-hydroxy-propyl)-2-hydroxy-acetamide;
- (R)-3-{4-[5-(2-diethylamino-6-methyl-pyridin-4-yl)-[1,2,4]oxadiazol-3-yl]-2-ethyl-6-methyl-phenoxy}-propane-1,2-diol;
- (S)-3-{4-[5-(2-diethylamino-6-methyl-pyridin-4-yl)-[1,2,4]oxadiazol-3-yl]-2-ethyl-6-methyl-phenoxy}-propane-1,2-diol;
- 25 (R)-3-(4-{5-[2-(ethyl-methyl-amino)-6-methyl-pyridin-4-yl]-[1,2,4]oxadiazol-3-yl}-2,6-dimethyl-phenoxy)-propane-1,2-diol;
- (S)-3-(4-{5-[2-(ethyl-methyl-amino)-6-methyl-pyridin-4-yl]-[1,2,4]oxadiazol-3-yl}-2,6-dimethyl-phenoxy)-propane-1,2-diol;
- (S)-3-(4-{5-[2-(isopropyl-methyl-amino)-6-methyl-pyridin-4-yl]-[1,2,4]oxadiazol-3-yl}-2,6-
- 30 dimethyl-phenoxy)-propane-1,2-diol;
- N-((S)-3-{4-[5-(2-diethylamino-6-methyl-pyridin-4-yl)-[1,2,4]oxadiazol-3-yl]-2-ethyl-6-methyl-phenoxy}-2-hydroxy-propyl)-2-hydroxy-acetamide;
- N-((R)-3-{4-[5-(2-diethylamino-6-methyl-pyridin-4-yl)-[1,2,4]oxadiazol-3-yl]-2-ethyl-6-methyl-phenoxy}-2-hydroxy-propyl)-2-hydroxy-acetamide; and
- 35 (S)-3-(2-ethyl-4-{5-[2-(isopropyl-methyl-amino)-6-methyl-pyridin-4-yl]-[1,2,4]oxadiazol-3-yl}-6-methyl-phenoxy)-propane-1,2-diol.

Further examples of preferred compounds are selected from the group consisting of:

4-{5-[2-(isopropyl-methyl-amino)-6-methyl-pyridin-4-yl]-[1,2,4]oxadiazol-3-yl}-2,6-dimethyl-phenol;

5 3-[3-(2-ethyl-4-{5-[2-(isopropyl-methyl-amino)-6-methyl-pyridin-4-yl]-[1,2,4]oxadiazol-3-yl}-6-methyl-phenyl)-propionylamino]-propionic acid;

N-[(R)-3-(2-ethyl-4-{5-[2-(ethyl-methyl-amino)-6-methyl-pyridin-4-yl]-[1,2,4]oxadiazol-3-yl}-6-methyl-phenoxy)-2-hydroxy-propyl]-2-hydroxy-acetamide;

N-[(S)-3-(2-ethyl-4-{5-[2-(ethyl-methyl-amino)-6-methyl-pyridin-4-yl]-[1,2,4]oxadiazol-3-yl}-6-methyl-phenoxy)-2-hydroxy-propyl]-2-hydroxy-acetamide;

10 N-[(R)-3-(2-ethyl-4-{3-[2-(ethyl-methyl-amino)-6-methyl-pyridin-4-yl]-[1,2,4]oxadiazol-5-yl}-6-methyl-phenoxy)-2-hydroxy-propyl]-2-hydroxy-acetamide;

N-[(S)-3-(2-ethyl-4-{3-[2-(ethyl-methyl-amino)-6-methyl-pyridin-4-yl]-[1,2,4]oxadiazol-5-yl}-6-methyl-phenoxy)-2-hydroxy-propyl]-2-hydroxy-acetamide;

15 1-((S)-3-{4-[5-(2-diethylamino-6-methyl-pyridin-4-yl)-[1,2,4]oxadiazol-3-yl]-2-ethyl-6-methyl-phenoxy}-2-hydroxy-propyl)-azetidine-3-carboxylic acid;

1-(2-{4-[5-(2-diethylamino-6-methyl-pyridin-4-yl)-[1,2,4]oxadiazol-3-yl]-2-ethyl-6-methyl-phenoxy}-ethyl)-pyrrolidine-3-(S)-carboxylic acid;

1-(2-{4-[5-(2-diethylamino-6-methyl-pyridin-4-yl)-[1,2,4]oxadiazol-3-yl]-2-ethyl-6-methyl-phenoxy}-ethyl)-pyrrolidine-3-(R)-carboxylic acid;

20 (3-{4-[5-(2-diethylamino-6-methyl-pyridin-4-yl)-[1,2,4]oxadiazol-3-yl]-2-ethyl-6-methyl-phenyl}-propionylamino)-acetic acid;

3-(3-{4-[5-(2-diethylamino-6-methyl-pyridin-4-yl)-[1,2,4]oxadiazol-3-yl]-2-ethyl-6-methyl-phenyl}-propionylamino)-propionic acid;

25 (R)-3-{4-[3-(2-diethylamino-6-methyl-pyridin-4-yl)-[1,2,4]oxadiazol-5-yl]-2-ethyl-6-methyl-phenoxy}-propane-1,2-diol;

N-((R)-3-{4-[3-(2-diethylamino-6-methyl-pyridin-4-yl)-[1,2,4]oxadiazol-5-yl]-2-ethyl-6-methyl-phenoxy}-2-hydroxy-propyl)-2-hydroxy-acetamide;

N-((S)-3-{4-[3-(2-diethylamino-6-methyl-pyridin-4-yl)-[1,2,4]oxadiazol-5-yl]-2-ethyl-6-methyl-phenoxy}-2-hydroxy-propyl)-2-hydroxy-acetamide;

30 N-((S)-3-{4-[5-(2-diethylamino-6-methyl-pyridin-4-yl)-[1,3,4]oxadiazol-2-yl]-2-ethyl-6-methyl-phenoxy}-2-hydroxy-propyl)-2-hydroxy-acetamide;

N-((S)-3-{4-[5-(2-diethylamino-6-methyl-pyridin-4-yl)-[1,3,4]thiadiazol-2-yl]-2-ethyl-6-methyl-phenoxy}-2-hydroxy-propyl)-2-hydroxy-acetamide;

35 N-((S)-3-{4-[5-(2-diethylamino-6-methyl-pyridin-4-yl)-[1,2,4]oxadiazol-3-yl]-2-methyl-6-propyl-phenoxy}-2-hydroxy-propyl)-2-hydroxy-acetamide;

(R)-3-{2-chloro-4-[5-(2-diethylamino-6-methyl-pyridin-4-yl)-[1,2,4]oxadiazol-3-yl]-6-methyl-phenoxy}-propane-1,2-diol;

(S)-3-{2-chloro-4-[5-(2-diethylamino-6-methyl-pyridin-4-yl)-[1,2,4]oxadiazol-3-yl]-6-methyl-phenoxy}-propane-1,2-diol;

5 N-((R)-3-{2-chloro-4-[5-(2-diethylamino-6-methyl-pyridin-4-yl)-[1,2,4]oxadiazol-3-yl]-6-methyl-phenoxy}-2-hydroxy-propyl)-2-hydroxy-acetamide;

N-((S)-3-{2-chloro-4-[5-(2-diethylamino-6-methyl-pyridin-4-yl)-[1,2,4]oxadiazol-3-yl]-6-methyl-phenoxy}-2-hydroxy-propyl)-2-hydroxy-acetamide;

10 {4-[3-(4-amino-3-chloro-5-methyl-phenyl)-[1,2,4]oxadiazol-5-yl]-6-methyl-pyridin-2-yl}-diethyl-amine;

(R)-3-{2-chloro-4-[5-(2-diethylamino-6-methyl-pyridin-4-yl)-[1,2,4]oxadiazol-3-yl]-6-methoxy-phenoxy}-propane-1,2-diol;

(S)-3-{2-chloro-4-[5-(2-diethylamino-6-methyl-pyridin-4-yl)-[1,2,4]oxadiazol-3-yl]-6-methoxy-phenoxy}-propane-1,2-diol;

15 (S)-1-amino-3-{2-chloro-4-[5-(2-diethylamino-6-methyl-pyridin-4-yl)-[1,2,4]oxadiazol-3-yl]-6-methoxy-phenoxy}-propan-2-ol;

N-((R)-3-{2-chloro-4-[5-(2-diethylamino-6-methyl-pyridin-4-yl)-[1,2,4]oxadiazol-3-yl]-6-methoxy-phenoxy}-2-hydroxy-propyl)-2-hydroxy-acetamide;

20 N-((S)-3-{2-chloro-4-[5-(2-diethylamino-6-methyl-pyridin-4-yl)-[1,2,4]oxadiazol-3-yl]-6-methoxy-phenoxy}-2-hydroxy-propyl)-2-hydroxy-acetamide;

(S)-3-{2,6-dichloro-4-[5-(2-diethylamino-6-methyl-pyridin-4-yl)-[1,2,4]oxadiazol-3-yl]-phenoxy}-propane-1,2-diol;

(R)-3-{2,6-dichloro-4-[5-(2-diethylamino-6-methyl-pyridin-4-yl)-[1,2,4]oxadiazol-3-yl]-phenoxy}-propane-1,2-diol;

25 N-[(R)-3-(2-ethyl-4-{5-[2-(isopropyl-methyl-amino)-6-methyl-pyridin-4-yl]-[1,2,4]oxadiazol-3-yl]-6-methyl-phenoxy)-2-hydroxy-propyl]-2-hydroxy-acetamide;

N-[(S)-3-(2-ethyl-4-{5-[2-(isopropyl-methyl-amino)-6-methyl-pyridin-4-yl]-[1,2,4]oxadiazol-3-yl]-6-methyl-phenoxy)-2-hydroxy-propyl]-2-hydroxy-acetamide;

30 3-(2-ethyl-4-{5-[2-(isopropyl-methyl-amino)-6-methyl-pyridin-4-yl]-[1,2,4]oxadiazol-3-yl]-6-methyl-phenyl)-N-(2-hydroxy-ethyl)-propionamide;

2-hydroxy-N-[(S)-2-hydroxy-3-(4-{5-[2-(isopropyl-methyl-amino)-6-methyl-pyridin-4-yl]-[1,2,4]oxadiazol-3-yl]-2-methyl-6-propyl-phenoxy)-propyl]-acetamide;

(R)-3-(2-chloro-4-{5-[2-(isopropyl-methyl-amino)-6-methyl-pyridin-4-yl]-[1,2,4]oxadiazol-3-yl]-6-methyl-phenoxy)-propane-1,2-diol;

35 (S)-3-(2-chloro-4-{5-[2-(isopropyl-methyl-amino)-6-methyl-pyridin-4-yl]-[1,2,4]oxadiazol-3-yl]-6-methyl-phenoxy)-propane-1,2-diol;

N-[(R)-3-(2-chloro-4-{5-[2-(isopropyl-methyl-amino)-6-methyl-pyridin-4-yl]-[1,2,4]oxadiazol-3-yl}-6-methyl-phenoxy)-2-hydroxy-propyl]-2-hydroxy-acetamide;

N-[(S)-3-(2-chloro-4-{5-[2-(isopropyl-methyl-amino)-6-methyl-pyridin-4-yl]-[1,2,4]oxadiazol-3-yl}-6-methyl-phenoxy)-2-hydroxy-propyl]-2-hydroxy-acetamide;

5 (R)-3-(2-chloro-4-{5-[2-(isopropyl-methyl-amino)-6-methyl-pyridin-4-yl]-[1,2,4]oxadiazol-3-yl}-6-methoxy-phenoxy)-propane-1,2-diol;

(S)-3-(2-chloro-4-{5-[2-(isopropyl-methyl-amino)-6-methyl-pyridin-4-yl]-[1,2,4]oxadiazol-3-yl}-6-methoxy-phenoxy)-propane-1,2-diol;

10 (R)-1-amino-3-(2-chloro-4-{5-[2-(isopropyl-methyl-amino)-6-methyl-pyridin-4-yl]-[1,2,4]oxadiazol-3-yl}-6-methoxy-phenoxy)-propan-2-ol;

(S)-1-amino-3-(2-chloro-4-{5-[2-(isopropyl-methyl-amino)-6-methyl-pyridin-4-yl]-[1,2,4]oxadiazol-3-yl}-6-methoxy-phenoxy)-propan-2-ol;

N-[(R)-3-(2-chloro-4-{5-[2-(isopropyl-methyl-amino)-6-methyl-pyridin-4-yl]-[1,2,4]oxadiazol-3-yl}-6-methoxy-phenoxy)-2-hydroxy-propyl]-2-hydroxy-acetamide;

15 N-[(S)-3-(2-chloro-4-{5-[2-(isopropyl-methyl-amino)-6-methyl-pyridin-4-yl]-[1,2,4]oxadiazol-3-yl}-6-methoxy-phenoxy)-2-hydroxy-propyl]-2-hydroxy-acetamide;

(R)-3-(4-{5-[2-(isopropyl-methyl-amino)-6-methyl-pyridin-4-yl]-[1,2,4]oxadiazol-3-yl}-3-methoxy-phenoxy)-propane-1,2-diol;

20 (S)-3-(4-{5-[2-(isopropyl-methyl-amino)-6-methyl-pyridin-4-yl]-[1,2,4]oxadiazol-3-yl}-3-methoxy-phenoxy)-propane-1,2-diol;

2-hydroxy-N-[(R)-2-hydroxy-3-(4-{5-[2-(isopropyl-methyl-amino)-6-methyl-pyridin-4-yl]-[1,2,4]oxadiazol-3-yl}-3-methoxy-phenoxy)-propyl]-acetamide;

2-hydroxy-N-[(S)-2-hydroxy-3-(4-{5-[2-(isopropyl-methyl-amino)-6-methyl-pyridin-4-yl]-[1,2,4]oxadiazol-3-yl}-3-methoxy-phenoxy)-propyl]-acetamide;

25 (R)-3-(2-ethyl-4-{3-[2-(isopropyl-methyl-amino)-6-methyl-pyridin-4-yl]-[1,2,4]oxadiazol-5-yl}-6-methyl-phenoxy)-propane-1,2-diol;

N-[(S)-3-(2-ethyl-4-{3-[2-(isopropyl-methyl-amino)-6-methyl-pyridin-4-yl]-[1,2,4]oxadiazol-5-yl}-6-methyl-phenoxy)-2-hydroxy-propyl]-2-hydroxy-acetamide;

30 N-[(S)-3-(2-ethyl-4-{5-[2-(isopropyl-methyl-amino)-6-methyl-pyridin-4-yl]-[1,3,4]oxadiazol-2-yl}-6-methyl-phenoxy)-2-hydroxy-propyl]-2-hydroxy-acetamide;

N-((R)-3-{2-ethyl-6-methyl-4-[5-(2-methyl-6-pyrrolidin-1-yl-pyridin-4-yl)-[1,2,4]oxadiazol-3-yl]-phenoxy}-2-hydroxy-propyl)-2-hydroxy-acetamide;

N-((S)-3-{2-ethyl-6-methyl-4-[5-(2-methyl-6-pyrrolidin-1-yl-pyridin-4-yl)-[1,2,4]oxadiazol-3-yl]-phenoxy}-2-hydroxy-propyl)-2-hydroxy-acetamide;

35 N-((S)-3-{4-[5-(2-dimethylamino-6-ethyl-pyridin-4-yl)-[1,2,4]oxadiazol-3-yl]-2-ethyl-6-methyl-phenoxy}-2-hydroxy-propyl)-2-hydroxy-acetamide;

(S)-3-{4-[5-(2-diethylamino-6-ethyl-pyridin-4-yl)-[1,2,4]oxadiazol-3-yl]-2-ethyl-6-methyl-phenoxy}-propane-1,2-diol;

(R)-3-{2-ethyl-4-[5-(2-isopropylamino-6-methyl-pyridin-4-yl)-[1,2,4]oxadiazol-3-yl]-6-methyl-phenoxy}-propane-1,2-diol;

5 (S)-3-{2-ethyl-4-[5-(2-isopropylamino-6-methyl-pyridin-4-yl)-[1,2,4]oxadiazol-3-yl]-6-methyl-phenoxy}-propane-1,2-diol;

N-((R)-3-{2-ethyl-4-[5-(2-isopropylamino-6-methyl-pyridin-4-yl)-[1,2,4]oxadiazol-3-yl]-6-methyl-phenoxy}-2-hydroxy-propyl)-2-hydroxy-acetamide;

10 N-((S)-3-{2-ethyl-4-[5-(2-isopropylamino-6-methyl-pyridin-4-yl)-[1,2,4]oxadiazol-3-yl]-6-methyl-phenoxy}-2-hydroxy-propyl)-2-hydroxy-acetamide;

N-[(R)-3-(2-ethyl-4-{5-[2-ethyl-6-(ethyl-methyl-amino)-pyridin-4-yl]-[1,2,4]oxadiazol-3-yl}-6-methyl-phenoxy)-2-hydroxy-propyl]-2-hydroxy-acetamide;

N-[(S)-3-(2-ethyl-4-{5-[2-ethyl-6-(ethyl-methyl-amino)-pyridin-4-yl]-[1,2,4]oxadiazol-3-yl}-6-methyl-phenoxy)-2-hydroxy-propyl]-2-hydroxy-acetamide;

15 N-[(S)-3-(2-ethyl-4-{5-[2-(isobutyl-methyl-amino)-6-methyl-pyridin-4-yl]-[1,2,4]oxadiazol-3-yl]-6-methyl-phenoxy)-2-hydroxy-propyl]-2-hydroxy-acetamide;

(S)-3-(4-{5-[2-chloro-6-(isopropyl-methyl-amino)-pyridin-4-yl]-[1,2,4]oxadiazol-3-yl}-2,6-dimethyl-phenoxy)-propane-1,2-diol;

20 (R)-3-(4-{5-[2-chloro-6-(isopropyl-methyl-amino)-pyridin-4-yl]-[1,2,4]oxadiazol-3-yl}-2,6-dimethyl-phenoxy)-propane-1,2-diol;

(S)-N-[3-(4-{5-[2-chloro-6-(isopropyl-methyl-amino)-pyridin-4-yl]-[1,2,4]oxadiazol-3-yl}-2,6-dimethyl-phenoxy)-2-hydroxy-propyl]-2-hydroxy-acetamide; and

(R)-N-[3-(4-{5-[2-chloro-6-(isopropyl-methyl-amino)-pyridin-4-yl]-[1,2,4]oxadiazol-3-yl}-2,6-dimethyl-phenoxy)-2-hydroxy-propyl]-2-hydroxy-acetamide.

25

The compounds of formula (I) and their pharmaceutically acceptable salts can be used as medicaments, e.g. in the form of pharmaceutical compositions for enteral or parenteral administration and are suitable for decreasing the number of circulating lymphocytes and for the prevention and/or treatment of diseases or disorders associated with an activated

30 immune system.

The production of the pharmaceutical compositions can be effected in a manner which will be familiar to any person skilled in the art (see for example Remington, *The Science and Practice of Pharmacy*, 21st Edition (2005), Part 5, "Pharmaceutical Manufacturing" [published by Lippincott Williams & Wilkins]) by bringing the described compounds of

35 formula (I) or their pharmaceutically acceptable salts, optionally in combination with other

therapeutically valuable substances, into a galenical administration form together with suitable, non-toxic, inert, pharmaceutically acceptable solid or liquid carrier materials and, if desired, usual pharmaceutical adjuvants.

5 The pharmaceutical compositions comprising a compound of formula (I) are useful for the prevention and/or treatment of diseases or disorders associated with an activated immune system.

Such diseases or disorders include rejection of transplanted organs, tissue or cells; graft-versus-host diseases brought about by transplantation; autoimmune syndromes including rheumatoid arthritis; systemic lupus erythematosus; antiphospholipid syndrome; Hashimoto's thyroiditis; lymphocytic thyroiditis; multiple sclerosis; myasthenia gravis; type I diabetes; uveitis; episcleritis; scleritis; Kawasaki's disease, uveo-retinitis; posterior uveitis; uveitis associated with Behcet's disease; uveomeningitis syndrome; allergic encephalomyelitis; chronic allograft vasculopathy; post-infectious autoimmune diseases including rheumatic fever and post-infectious glomerulonephritis; inflammatory and hyperproliferative skin diseases; psoriasis; psoriatic arthritis; atopic dermatitis; myopathy; myositis; osteomyelitis; contact dermatitis; eczematous dermatitis; seborrhoeic dermatitis; lichen planus; pemphigus; bullous pemphigoid; epidermolysis bullosa; urticaria; angioedema; vasculitis; erythema; cutaneous eosinophilia; acne; scleroderma; alopecia areata; keratoconjunctivitis; vernal conjunctivitis; keratitis; herpetic keratitis; dystrophia epithelialis corneae; corneal leukoma; ocular pemphigus; Mooren's ulcer; ulcerative keratitis; scleritis; Graves' ophthalmopathy; Vogt-Koyanagi-Harada syndrome; sarcoidosis; pollen allergies; reversible obstructive airway disease; bronchial asthma; allergic asthma; intrinsic asthma; extrinsic asthma; dust asthma; chronic or inveterate asthma; late asthma and airway hyper-responsiveness; bronchiolitis; bronchitis; endometriosis; orchitis; gastric ulcers; ischemic bowel diseases; inflammatory bowel diseases; necrotizing enterocolitis; intestinal lesions associated with thermal burns; coeliac disease; proctitis; eosinophilic gastroenteritis; mastocytosis; Crohn's disease; ulcerative colitis; vascular damage caused by ischemic diseases and thrombosis; atherosclerosis; fatty heart; myocarditis; cardiac infarction; aortitis syndrome; cachexia due to viral disease; vascular thrombosis; migraine; rhinitis; eczema; interstitial nephritis; IgA-induced nephropathy; Goodpasture's syndrome; hemolytic-uremic syndrome; diabetic nephropathy; glomerulosclerosis; glomerulonephritis; tubulointerstitial nephritis; interstitial cystitis; multiple myositis; Guillain-Barré syndrome; Meniere's disease; polyneuritis; multiple neuritis; myelitis; mononeuritis; radiculopathy; hyperthyroidism; Basedow's disease; thyrotoxicosis; pure red cell aplasia; aplastic anemia; hypoplastic anemia; idiopathic thrombocytopenic purpura; autoimmune hemolytic anemia;

10
15
20
25
30
35

autoimmune thrombocytopenia; agranulocytosis; pernicious anemia; megaloblastic anemia; anerythroplasia; osteoporosis; fibroid lung; idiopathic interstitial pneumonia; dermatomyositis; leukoderma vulgaris; ichthyosis vulgaris; photoallergic sensitivity; cutaneous T cell lymphoma; polyarteritis nodosa; Huntington's chorea; Sydenham's chorea; myocardosis; myocarditis; scleroderma; Wegener's granuloma; Sjogren's syndrome; adiposis; eosinophilic fasciitis; lesions of gingiva, periodontium, alveolar bone, substantia ossea dentis; male pattern alopecia or alopecia senilis; muscular dystrophy; pyoderma; Sezary's syndrome; hypophysitis; chronic adrenal insufficiency; Addison's disease; ischemia-reperfusion injury of organs which occurs upon preservation; endotoxin shock; pseudomembranous colitis; colitis caused by drug or radiation; ischemic acute renal insufficiency; chronic renal insufficiency; lung cancer; malignancy of lymphoid origin; acute or chronic lymphocytic leukemias; lymphoma; pulmonary emphysema; cataracta; siderosis; retinitis pigmentosa; senile macular degeneration; vitreal scarring; corneal alkali burn; dermatitis erythema; ballous dermatitis; cement dermatitis; gingivitis; periodontitis; sepsis; pancreatitis; peripheral artery disease; carcinogenesis; solid cancer tumors; metastasis of carcinoma; hypobaropathy; autoimmune hepatitis; primary biliary cirrhosis; sclerosing cholangitis; partial liver resection; acute liver necrosis; cirrhosis; alcoholic cirrhosis; hepatic failure; fulminant hepatic failure; late-onset hepatic failure; and "acute-on-chronic" liver failure.

Preferred diseases or disorders to be treated and/or prevented with the compounds of formula (I) are selected from the group consisting of rejection of transplanted organs such as kidney, liver, heart, lung, pancreas, cornea, and skin; graft-versus-host diseases brought about by stem cell transplantation; autoimmune syndromes including rheumatoid arthritis, multiple sclerosis, inflammatory bowel diseases such as Crohn's disease and ulcerative colitis, psoriasis, psoriatic arthritis, thyroiditis such as Hashimoto's thyroiditis, uveo-retinitis; atopic diseases such as rhinitis, conjunctivitis, dermatitis; asthma; type I diabetes; post-infectious autoimmune diseases including rheumatic fever and post-infectious glomerulonephritis; solid cancers and tumor metastasis.

Particularly preferred diseases or disorders to be treated and/or prevented with the compounds of formula (I) are selected from the group consisting of rejection of transplanted organs selected from kidney, liver, heart and lung; graft-versus-host diseases brought about by stem cell transplantation; autoimmune syndromes selected from rheumatoid arthritis, multiple sclerosis, psoriasis, psoriatic arthritis, Crohn's disease, and Hashimoto's thyroiditis; and atopic dermatitis. Very preferably the diseases or disorders to be treated

and/or prevented with the compounds of formula (I) are selected from multiple sclerosis and psoriasis.

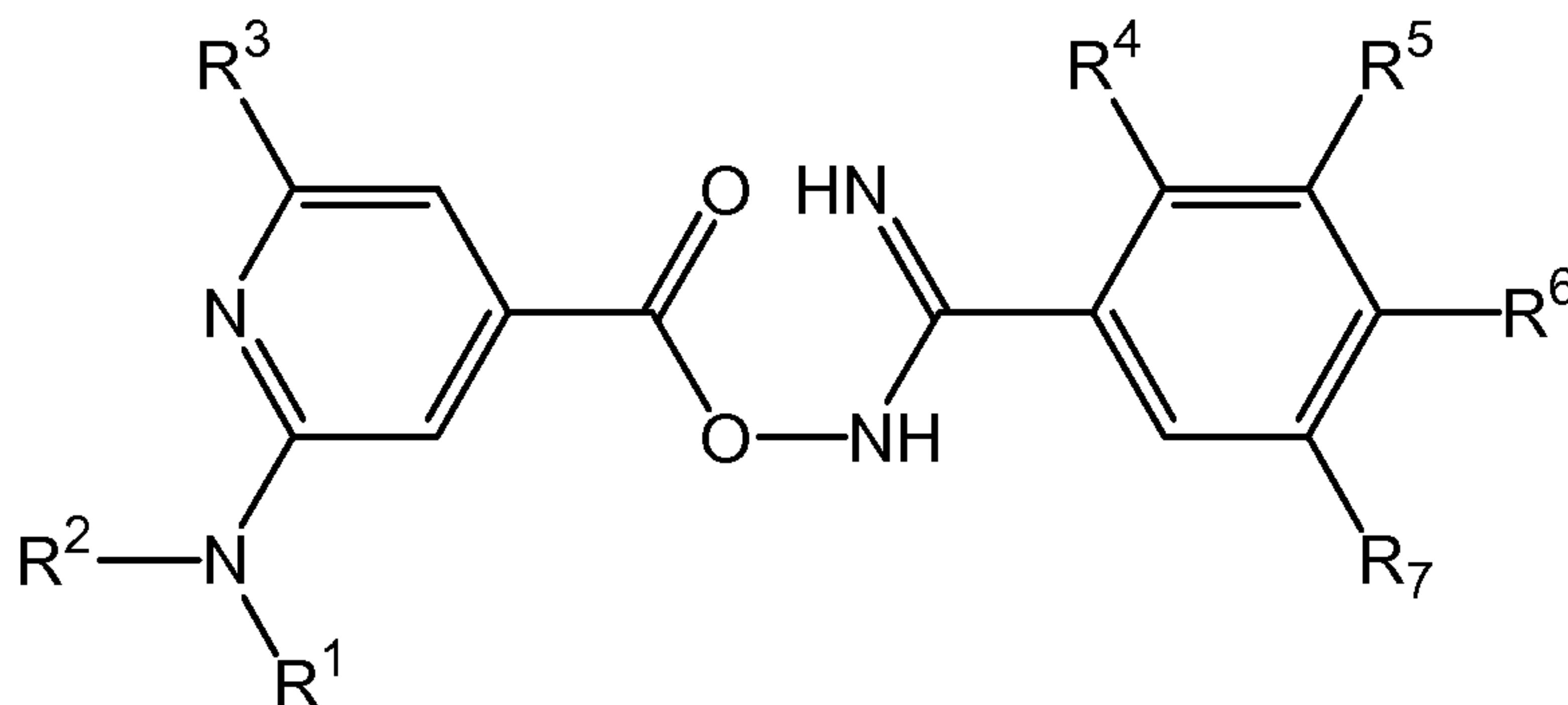
The present invention also relates to a method for the prevention or treatment of a disease or disorder mentioned herein comprising administering to a subject a pharmaceutically
5 active amount of a compound of formula (I).

Furthermore, compounds of the formula (I) are also useful, in combination with one or several immunomodulating agents, for the prevention and/or treatment of the diseases and disorders mentioned herein. According to a preferred embodiment of the invention, said agents are selected from the group consisting of immunosuppressants, corticosteroids,
10 NSAID's, cytotoxic drugs, adhesion molecule inhibitors, cytokines, cytokine inhibitors, cytokine receptor antagonists and recombinant cytokine receptors.

The present invention also relates to the use of a compound of formula (I) for the preparation of a pharmaceutical composition, optionally for use in combination with one or several immunomodulating agents, for the prevention or treatment of the diseases and
15 disorders mentioned herein.

The compounds of formula (I) can be manufactured by the methods given below, by the methods given in the Examples or by analogous methods. Optimum reaction conditions may vary with the particular reactants or solvents used, but such conditions can be determined by a person skilled in the art by routine optimisation procedures.

20 Compounds of the formula (I) of the present invention can be prepared according to the general sequence of reactions outlined below. Only a few of the synthetic possibilities leading to compounds of formula (I) are described.



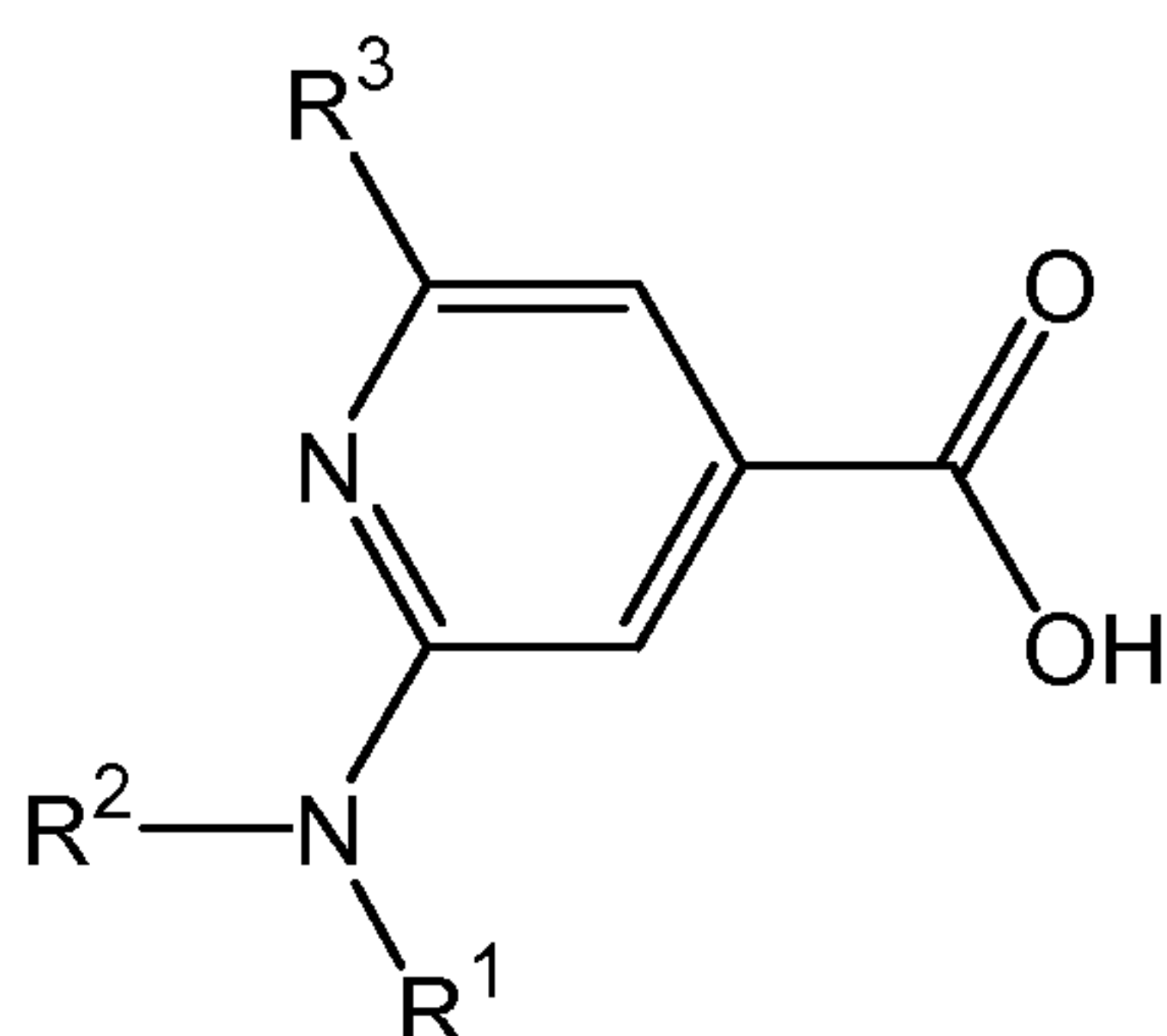
Structure 1

Compounds of formula (I) which represent a 5-pyridin-4-yl-[1,2,4]oxadiazole derivative, are prepared by reacting a compound of Structure 1 in a solvent such as dioxane, THF, dimethoxyethane, xylene, toluene, benzene, pyridine, DMF, dichloromethane, acetic acid, trifluoroacetic acid, etc. at rt or elevated temperatures in the presence or absence of

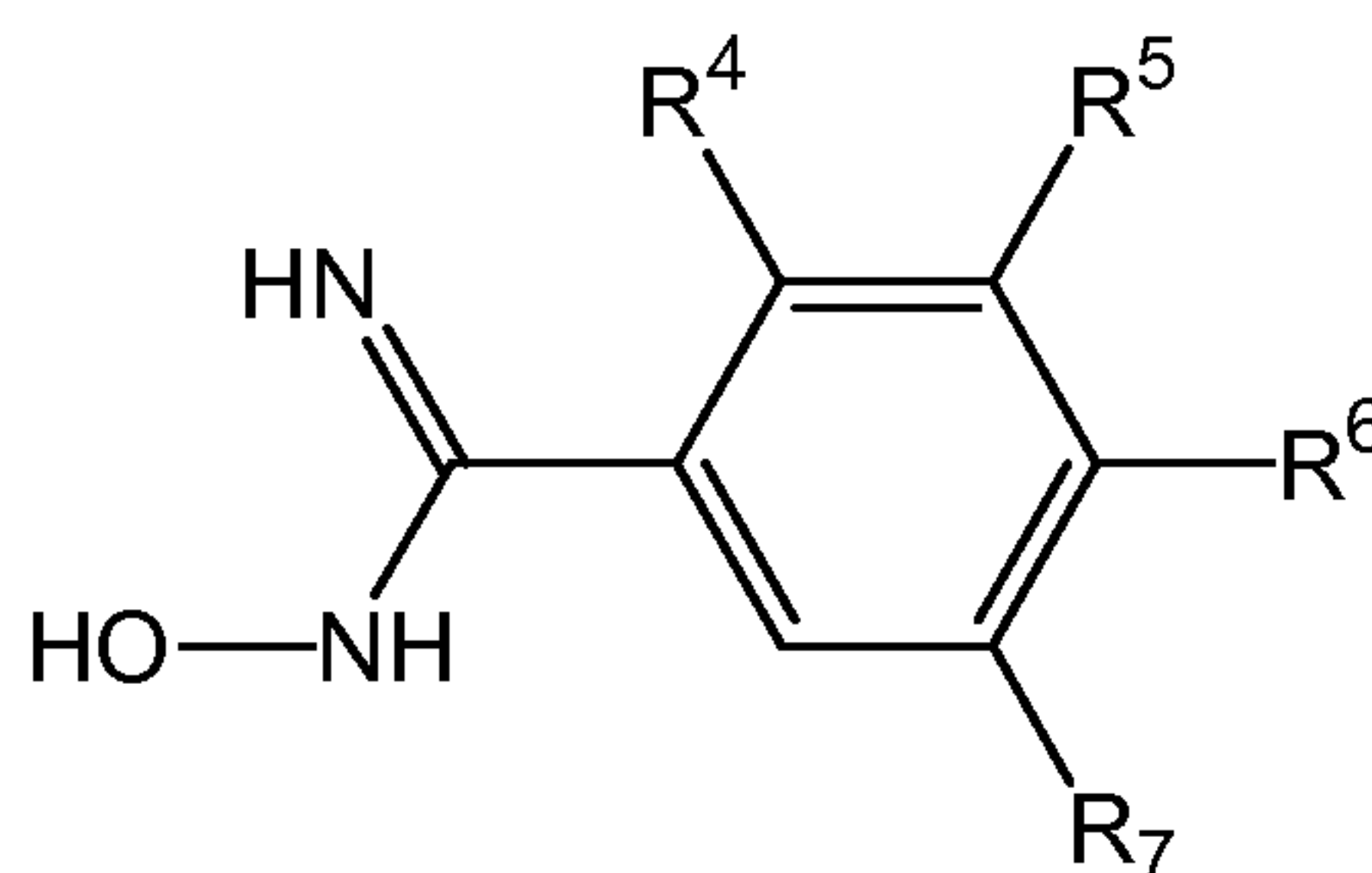
5 auxiliaries such as acids (e.g. TFA, acetic acid, HCl, etc.), bases (e.g. NaH, NaOAc, Na₂CO₃, K₂CO₃, triethylamine, etc.), tetraalkylammonium salts, or water removing agents (e.g. oxalyl chloride, a carboxylic acid anhydride, POCl₃, PCl₅, P₄O₁₀, molecular sieves, methoxycarbonylsulfamoyl triethylammonium hydroxide (Burgess reagent), etc.) (Lit.: e.g.

10 A. R. Gangloff, J. Litvak, E. J. Shelton, D. Sperandio, V. R. Wang, K. D. Rice, *Tetrahedron Lett.* **42** (2001), 1441-1443; T. Suzuki, K. Iwaoka, N. Imanishi, Y. Nagakura, K. Miyta, H. Nakahara, M. Ohta, T. Mase, *Chem. Pharm. Bull.* **47** (1999), 120-122; R. F. Poulain, A. L. Tartar, B. P. Déprez, *Tetrahedron Lett.* **42** (2001), 1495-1498; R. M. Srivastava, F. J. S. Oliveira, D. S. Machado, R. M. Souto-Maior, *Synthetic Commun.* **29** (1999), 1437-1450; E. O. John, J. M. Shreeve, *Inorganic Chemistry* **27** (1988), 3100-3104; B. Kaboudin, K.

15 Navaee, *Heterocycles* **60** (2003), 2287-2292).



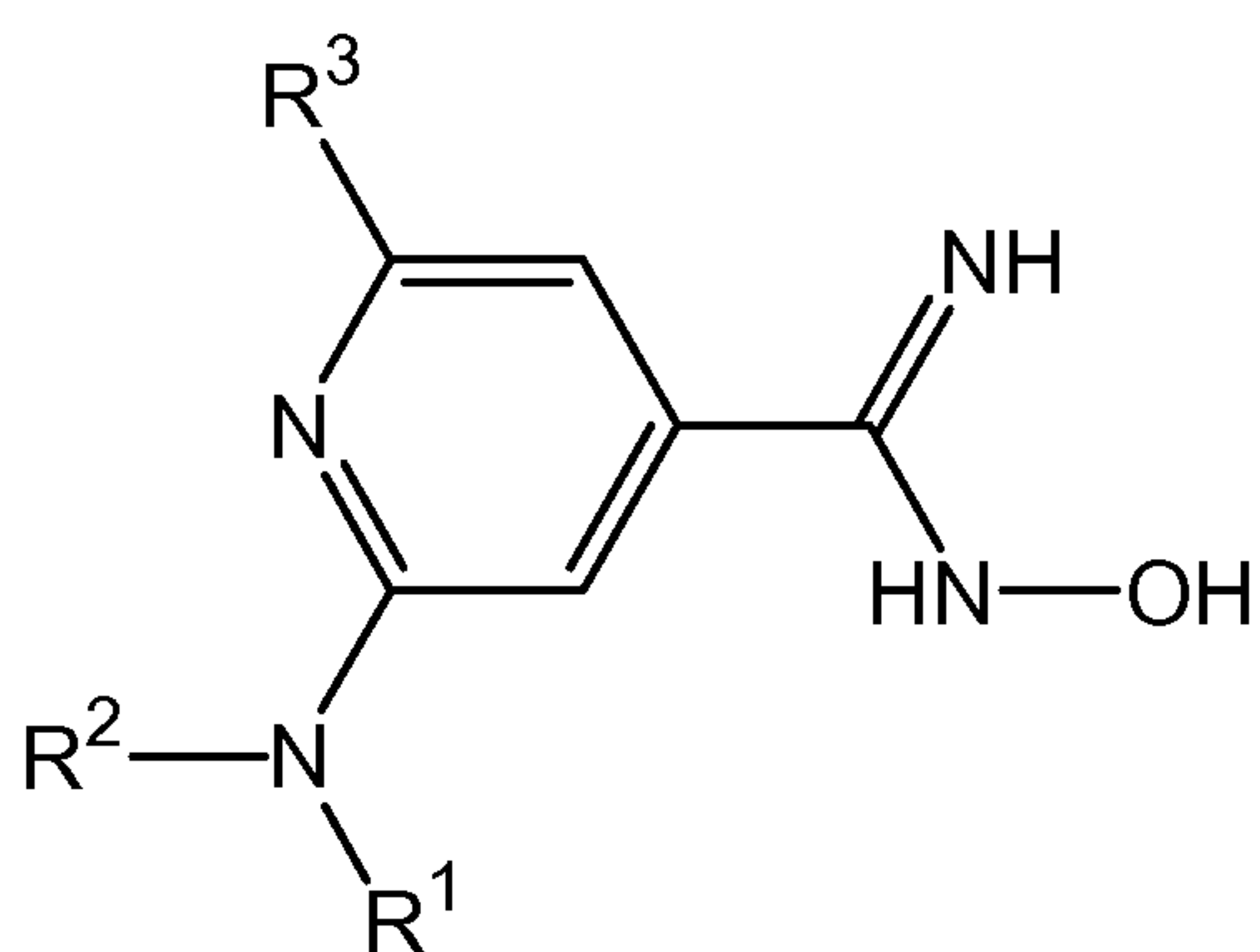
Structure 2



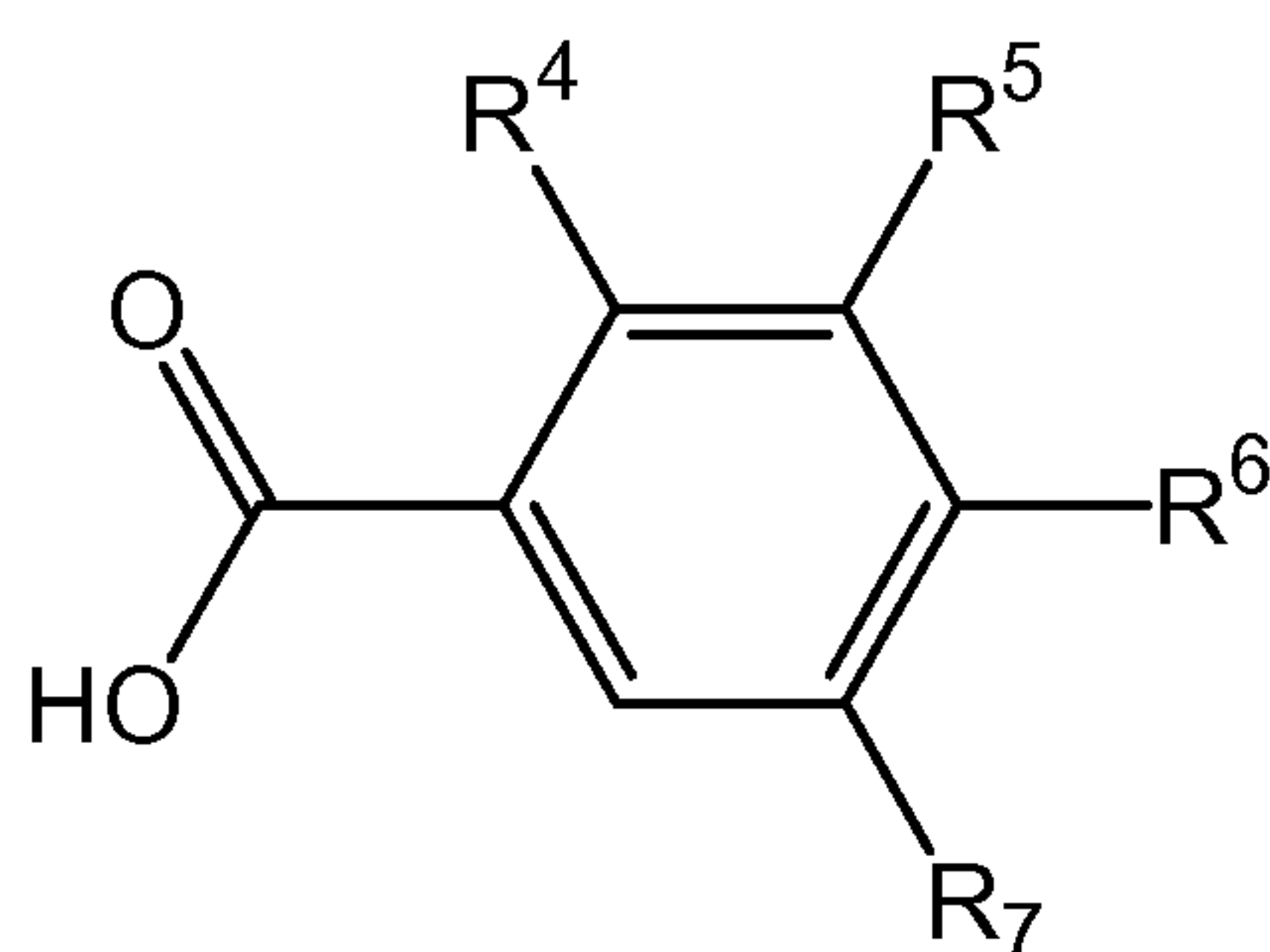
Structure 3

Compounds of Structure 1 may be prepared by reacting a compound of Structure 2 with a compound of Structure 3 in a solvent such as DMF, THF, DCM, etc. in the presence or

20 absence of one or more coupling agents such as TBTU, DCC, EDC, HBTU, HOBt, CDI, PyBOP, etc. and in the presence or absence of a base such as triethylamine, DIPEA, NaH, K₂CO₃, etc. (Lit.: e.g. A. Hamze, J.-F. Hernandez, P. Fulcrand, J. Martinez, *J. Org. Chem.* **68** (2003) 7316-7321; and the literature cited above).

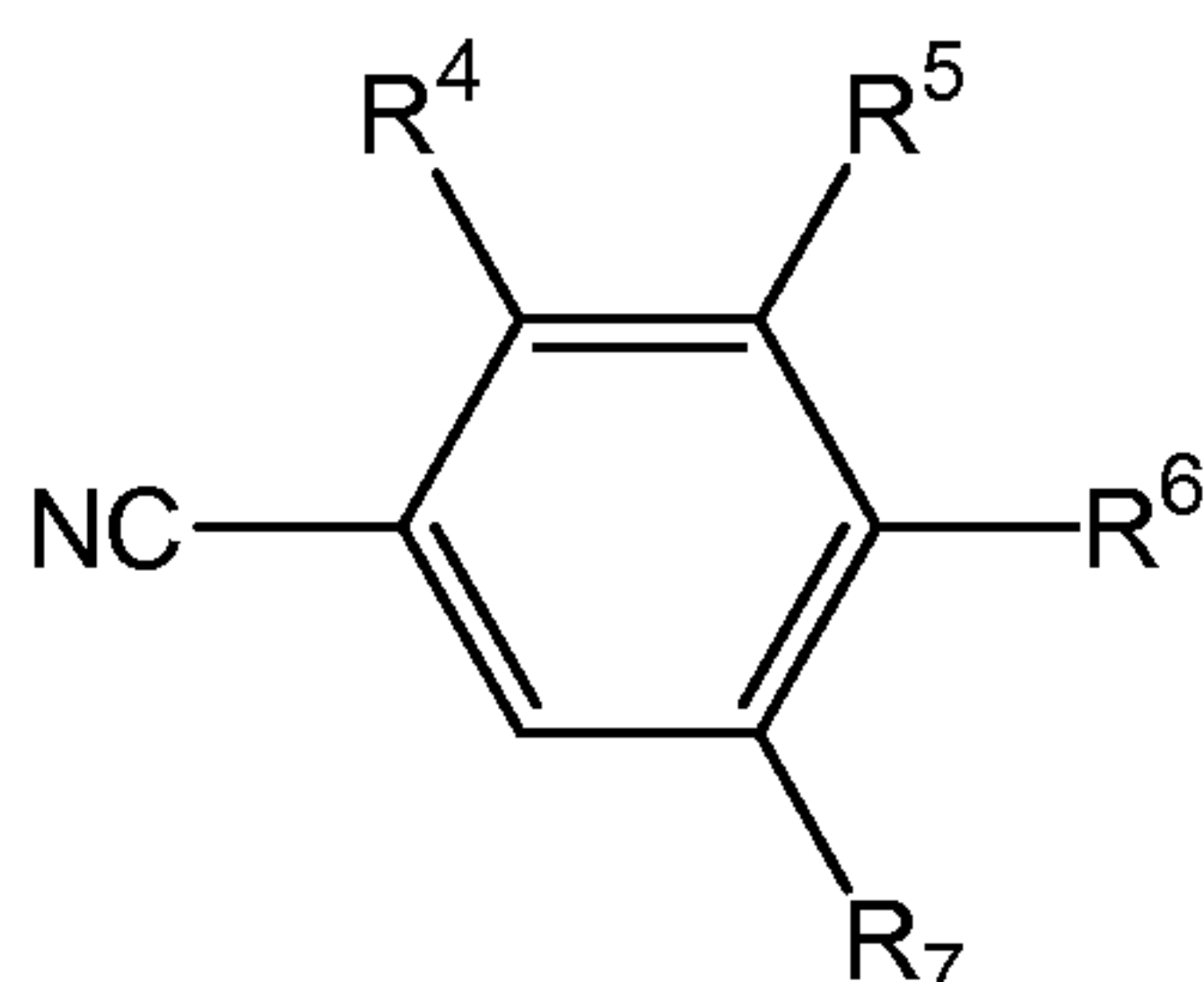


Structure 4

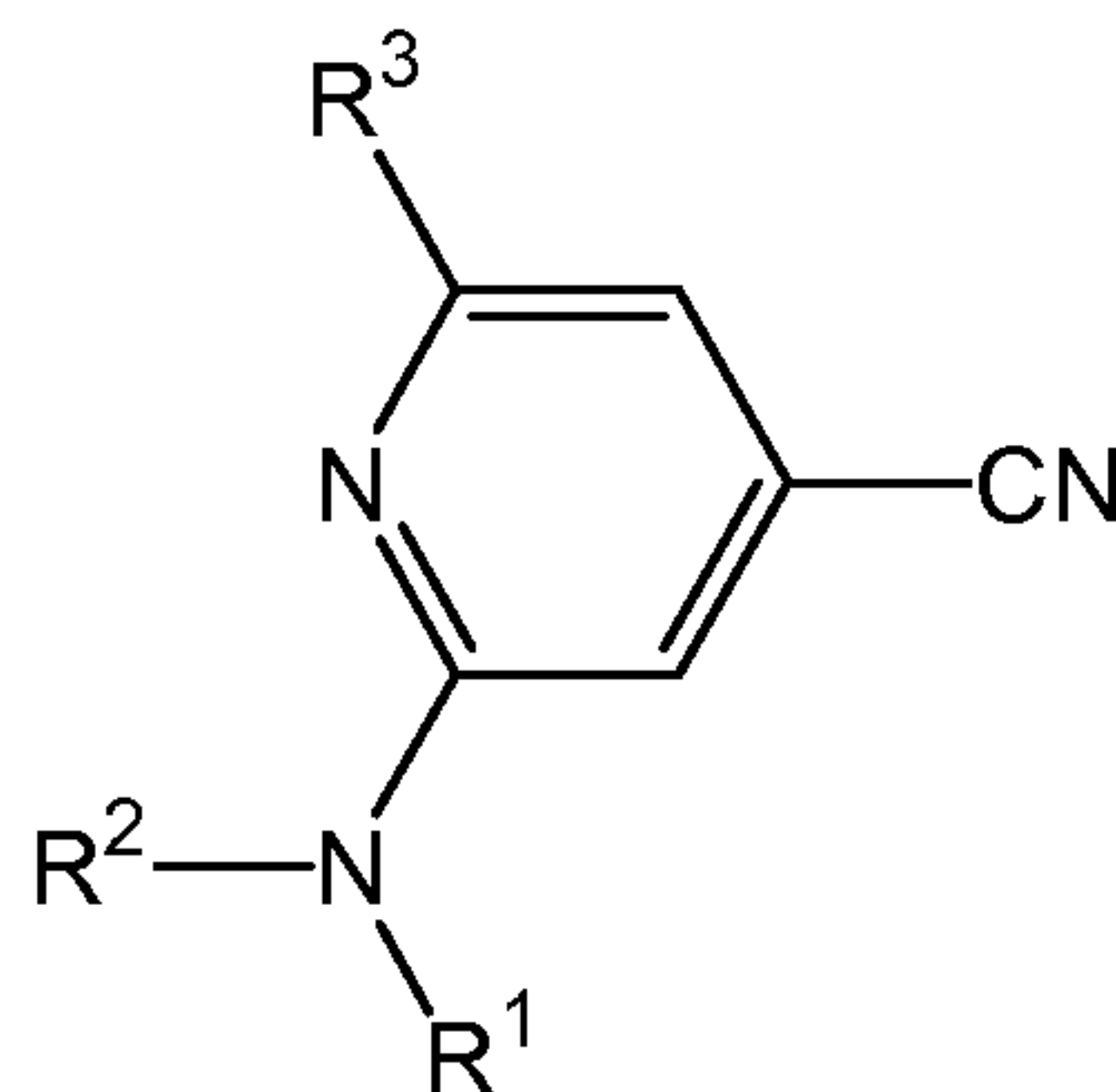


Structure 5

Compounds of formula (I) which represent a 3-pyridin-4-yl-[1,2,4]oxadiazole derivative are prepared in an analogous fashion (Lit.: e.g. C. T. Brain, J. M. Paul, Y. Loong, P. J. Oakley, *Tetrahedron Lett.* **40** (1999) 3275-3278) by reacting a compound of Structure 4 with a compound of Structure 5 and subsequent cyclisation of the corresponding hydroxyamidine ester intermediate. Compounds of Structure 5 are either commercially available or are prepared according to procedures described herein or according to procedures known to a person skilled in the art.



Structure 6



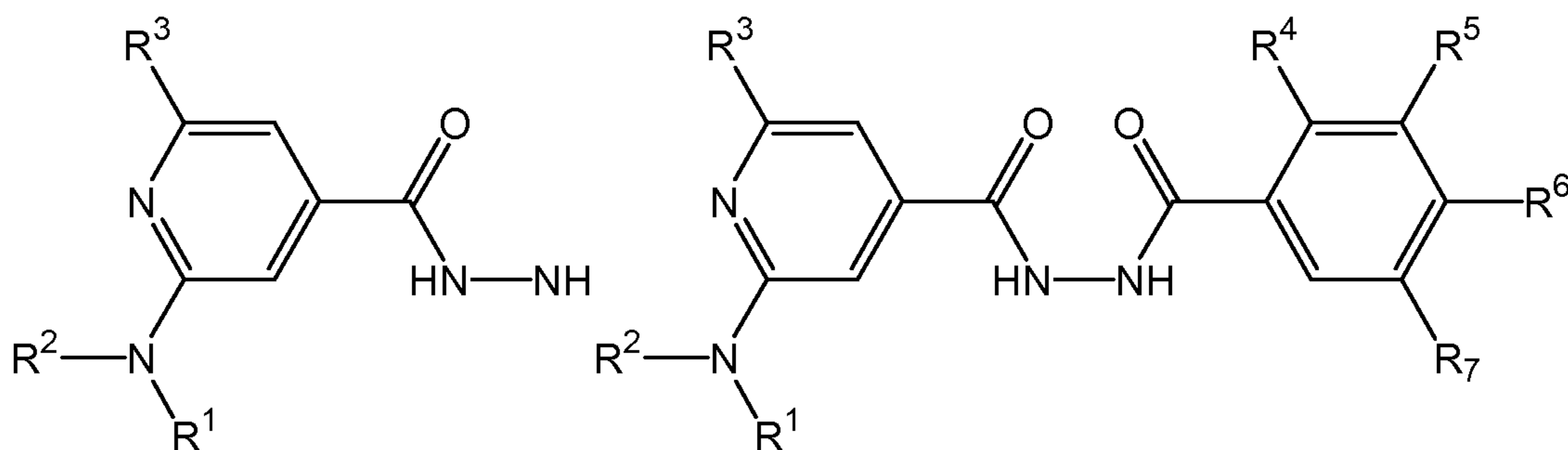
Structure 7

10

Compounds of Structure 3 and 4 may be prepared by reacting a compound of Structure 6 and 7, respectively, with hydroxylamine or one of its salts in a solvent such as methanol, ethanol, pyridine, etc. in the presence or absence of a base such as Na₂CO₃, K₂CO₃, triethylamine, KOtBu, etc. (Lit.: e.g. T. Suzuki, K. Iwaoka, N. Imanishi, Y. Nagakura, K. Miyata, H. Nakahara, M. Ohta, T. Mase, *Chem. Pharm. Bull.* **47** (1999), 120-122; J. Cui, D. Crich, D. Wink, M. Lam, A. L. Rheingold, D. A. Case, W. T. Fu, Y. Zhou, M. Rao, A. J. Olson, M. E. Johnson, *Bioorg. Med. Chem.* **11** (2003), 3379-3392; R. Miller, F. Lang, Z. J. Song, D. Zewge, WO 2004/035538 (Merck & Co., Inc., USA); B. Kaboudin, K. Navaee, *Heterocycles* **60** (2003), 2287-2292).

20

Methods that effect the transformation of a compound of Structure 2 into a compound of Structure 7, or the opposite, are known to a person skilled in the art.

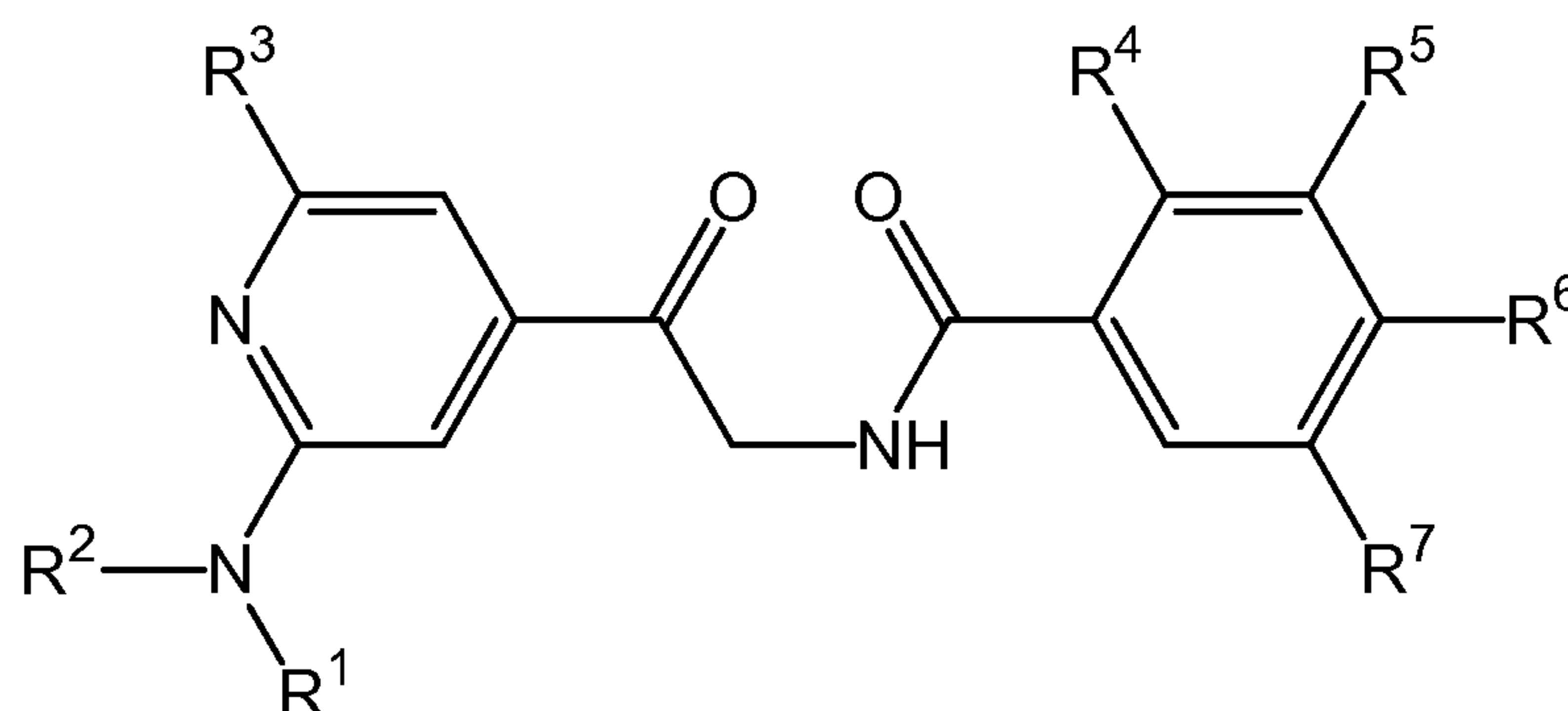


Structure 8

Structure 9

- 5 Compounds of formula (I) which represent a 2-pyridin-4-yl-[1,3,4]oxadiazole or a 2-pyridin-4-yl-[1,3,4]thiadiazole derivative are prepared similarly by reacting a compound of Structure 2 with hydrazine (by using a coupling reagent such as TBTU, DCC, EDC, HBTU, PyBOP, HOBt, CDI, etc.) to form a compound of Structure 8 which is then coupled with a compound of Structure 5 to give a compound of Structure 9. A compound of Structure 9 can also be
- 10 prepared by following the reverse reaction order i.e. by first coupling a compound of Structure 5 with hydrazine followed by reacting the corresponding hydrazide intermediate with a compound of Structure 2. Dehydration of a compound of Structure 9 to form the desired 2-pyridin-4-yl-[1,3,4]oxadiazole derivative is affected by treating a compound of Structure 9 with a reagent such as POCl₃, CCl₄ or CBr₄ in combination with
- 15 triphenylphosphine, P₂O₅, Burgess reagent, etc. in a solvent such as toluene, acetonitrile, dioxane, THF, CHCl₃, etc. at temperatures between 20 and 120°C in the presence or absence of microwave irradiation. (Lit.: e.g. M. A. Garcia, S. Martin-Santamaria, M. Cacho, F. Moreno de la Llave, M. Julian, A. Martinez, B. De Pascual-Teresa, A. Ramos, *J. Med. Chem.* **48** (2005) 4068-4075; C. T. Brain, J. M. Paul, Y. Loong, P. J. Oakley, *Tetrahedron*
- 20 *Lett.* **40** (1999) 3275-3278). Likewise, 2-pyridin-4-yl-[1,3,4]thiadiazole derivatives are obtained by cyclising a compound of Structure 9 with Lawesson's reagent, optionally in combination with P₂S₅, in the presence or absence of a solvent such as pyridine, toluene, THF, acetonitrile, etc. at elevated temperatures with or without microwave irradiation (Lit.: e.g. A. A. Kiryanov, P. Sampson, A. J. Seed, *J. Org. Chem.* **66** (2001) 7925-7929).
- 25 Depending on the nature of the functionalities present in the residues **R**⁴ to **R**⁷ in Structures 1, 3, 5, and 6, these functionalities may require temporary protection. Appropriate protecting groups are known to a person skilled in the art and include e.g. a benzyl or a trialkylsilyl group to protect an alcohol, a ketal to protect a diol, etc. These protecting

groups may be employed according to standard methodology (e.g. T. W. Greene, P. G. M. Wuts, *Protective Groups in Organic Synthesis*, 3rd Edition, Wiley New York, 1999; P. J. Kocienski, *Protecting Groups*, Thieme Stuttgart, 1994). Alternatively, the desired residues **R**⁴ to **R**⁷, in particular **R**⁶, may also be introduced in later steps that follow the A-ring formation between the pyridine and the phenyl rings according to procedures described herein or according to procedures known to a person skilled in the art. The phenyl compounds of Structure 3, 5, and 6 or their precursors are either commercially available or are prepared according to procedures known to a person skilled in the art.

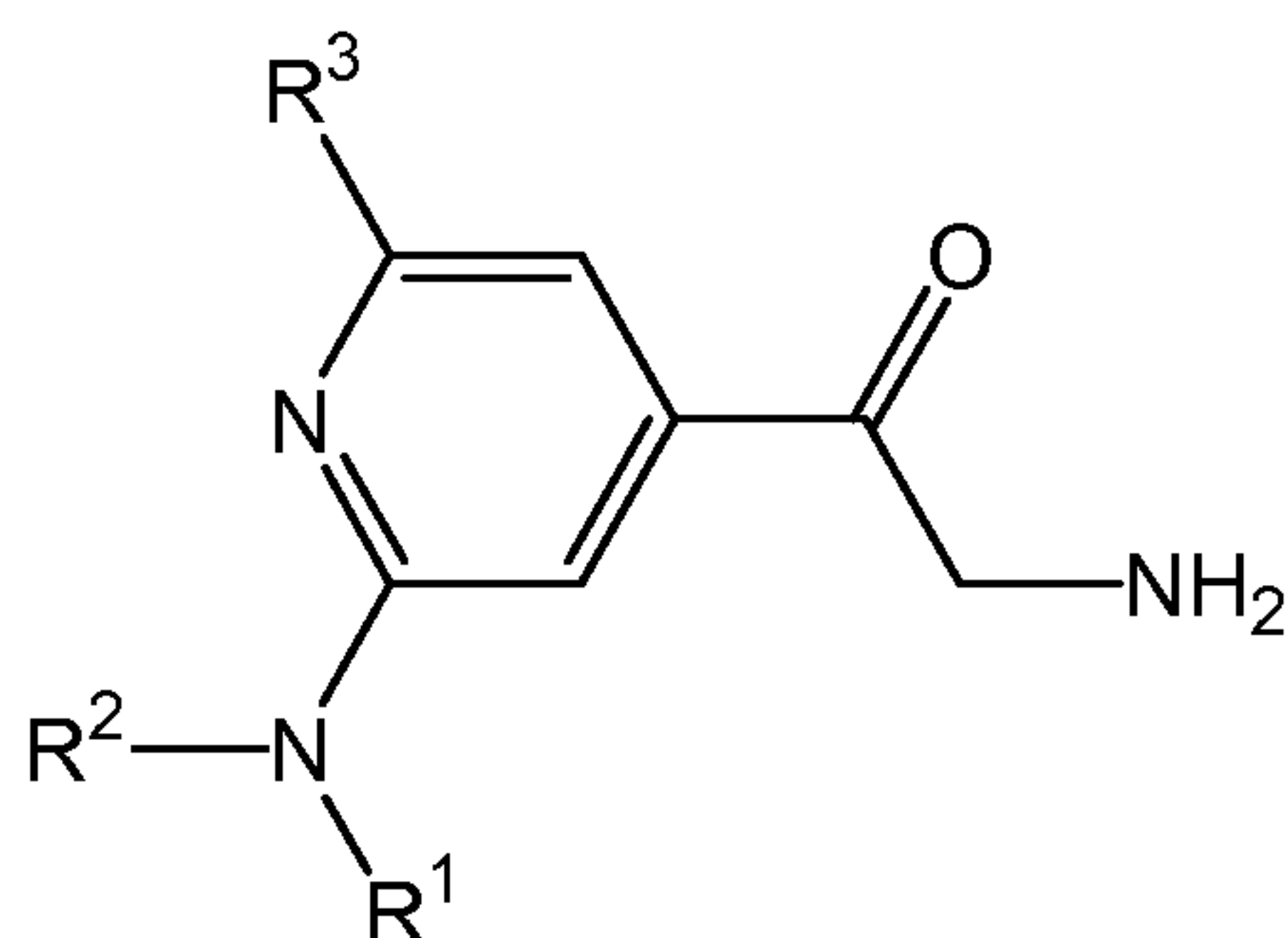


10

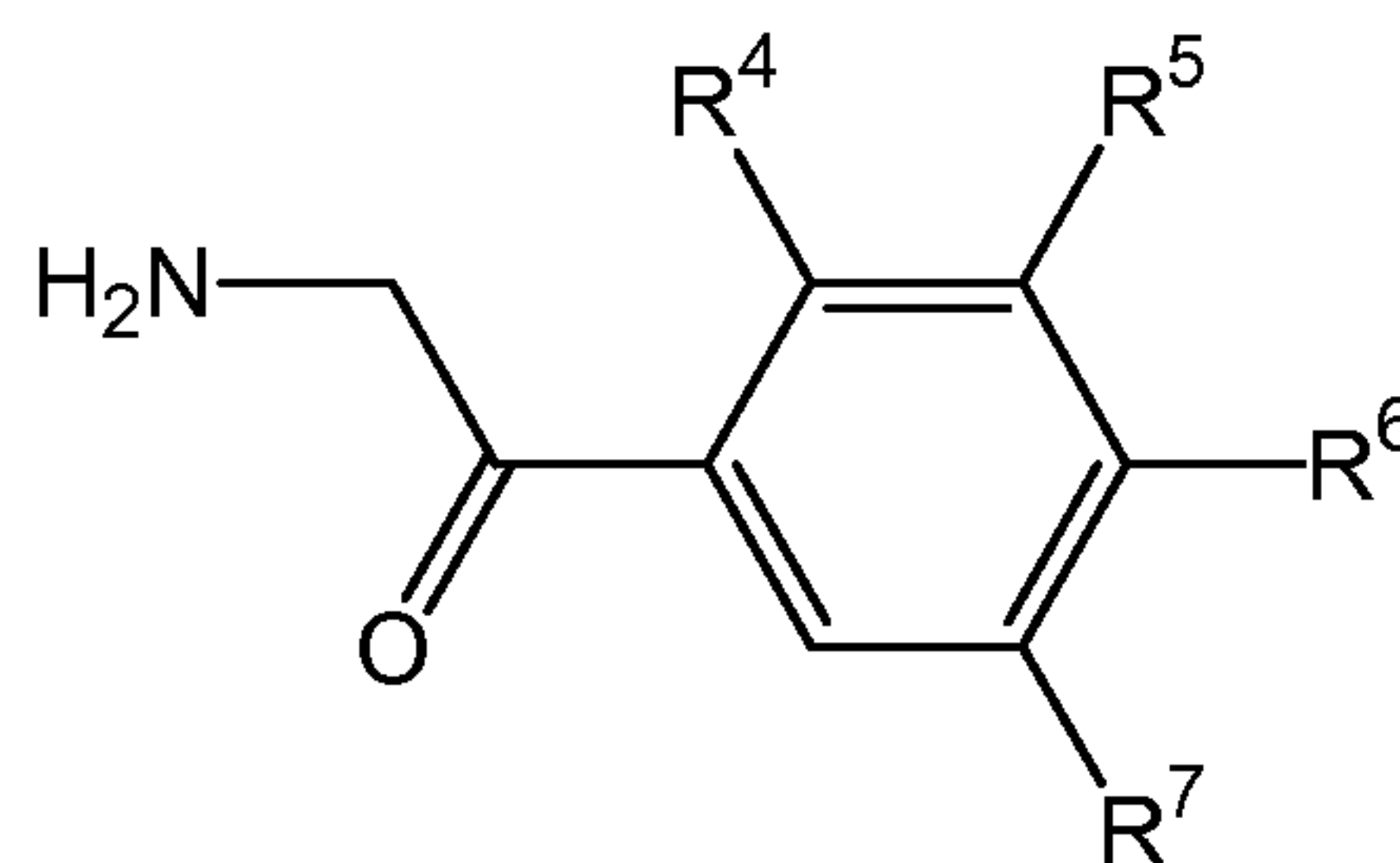
Structure 10

Compounds of formula (I) which represent a 5-pyridin-4-yl-oxazole or a 5-pyridin-4-yl-thiazole derivative are prepared by treating a compound of Structure 10 either with POCl₃, PCl₅, I₂ in combination with triphenylphosphine and triethylamine, trifluoroacetic anhydride, Burgess reagent, etc. in a solvent such as toluene, benzene, dioxane, THF, etc. at temperatures between 20 and 120°C, or with Lawesson's reagent, optionally in combination with P₂S₅, in the presence or absence of a solvent such as pyridine, toluene, THF, acetonitrile, etc. at elevated temperatures with or without microwave irradiation as mentioned above (Lit.: e.g. N. Sato, T. Shibata, M. Jitsuoka, T. Ohno, T. Takahashi, T. Hirohashi, T. Kanno, H. Iwaasa, A. Kanatani, T. Fukami, Takehiro, *Bioorg. & Med. Chem. Lett.* **14** (2004) 1761-1764). The compounds of Structure 10 are prepared by reacting a compound of Structure 11 with a compound of Structure 5. The aminoketon of Structure 11 can be prepared from a compound of Structure 2 by procedures given in the literature (e.g. J. L. LaMattina, *J. Heterocyclic Chem.* **20** (1983) 533-538; M. Pesson, M. Antoine, P. Girard, J. L. Benichon, S. Chabassier, P. De Lajudie, S. Patte, F. Roquet, G. Montay, *Eur. J. Med. Chem.* **15** (1980) 263-268). Compounds of formula (I) which represent a 2-pyridin-4-yl-oxazole or a 2-pyridin-4-yl-thiazole derivative are prepared in an analogous fashion from a compound of Structure 12 and a compound of Structure 2. The compounds of Structure 12 are prepared in analogy to literature procedures (e.g. W. A. Loughlin, L. C.

Henderson, K. E. Elson, M. E. Murphy, *Synthesis* **2006**, 1975-1980; L. Widler, J. Green, M. Missbach, M. Susa, E. Altmann, *Bioorganic & Medicinal Chemistry Letters* **11** (2001) 849-852; J. M. Holub et al., *Molecules* **9** (2004) 135-157).



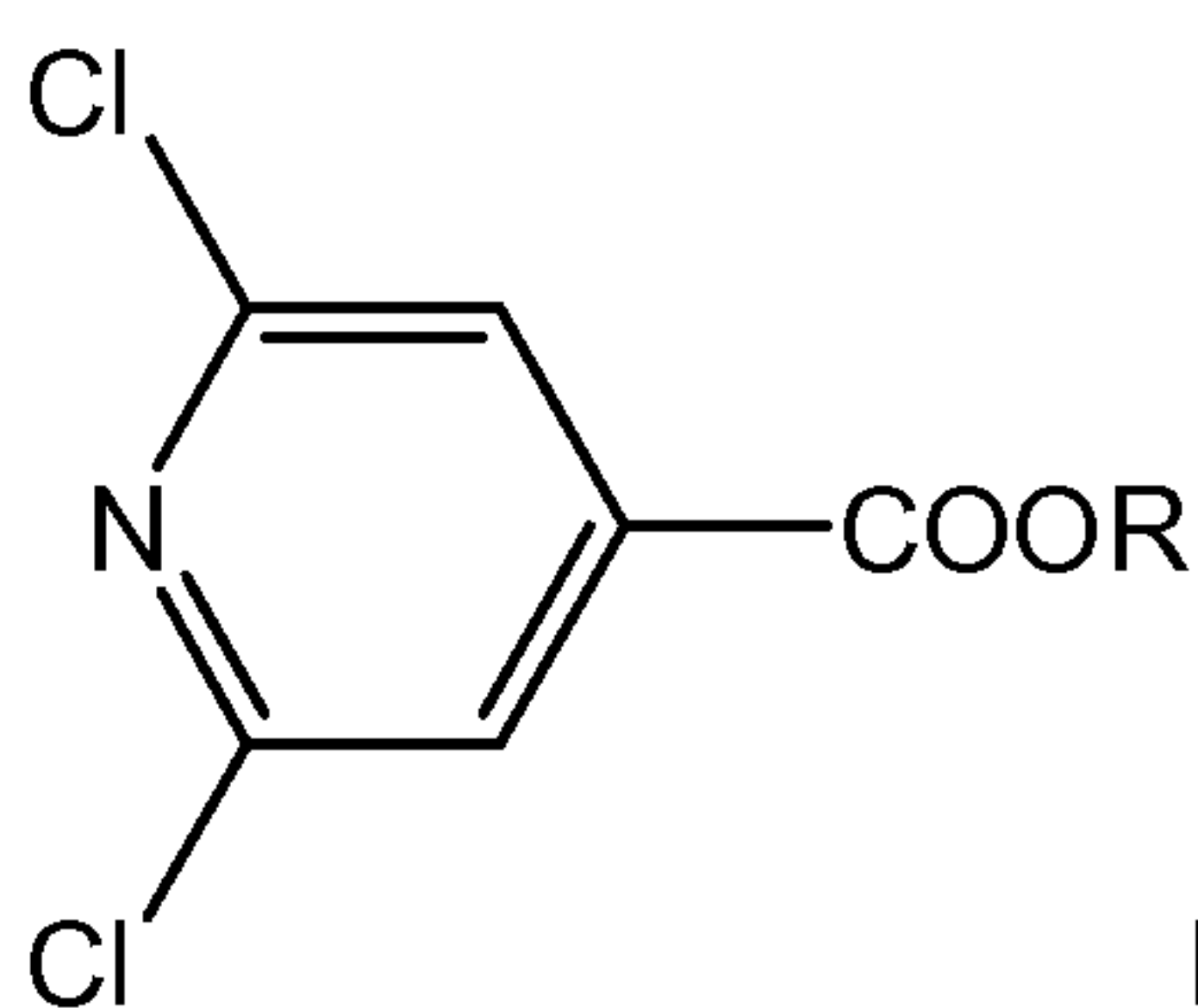
Structure 11



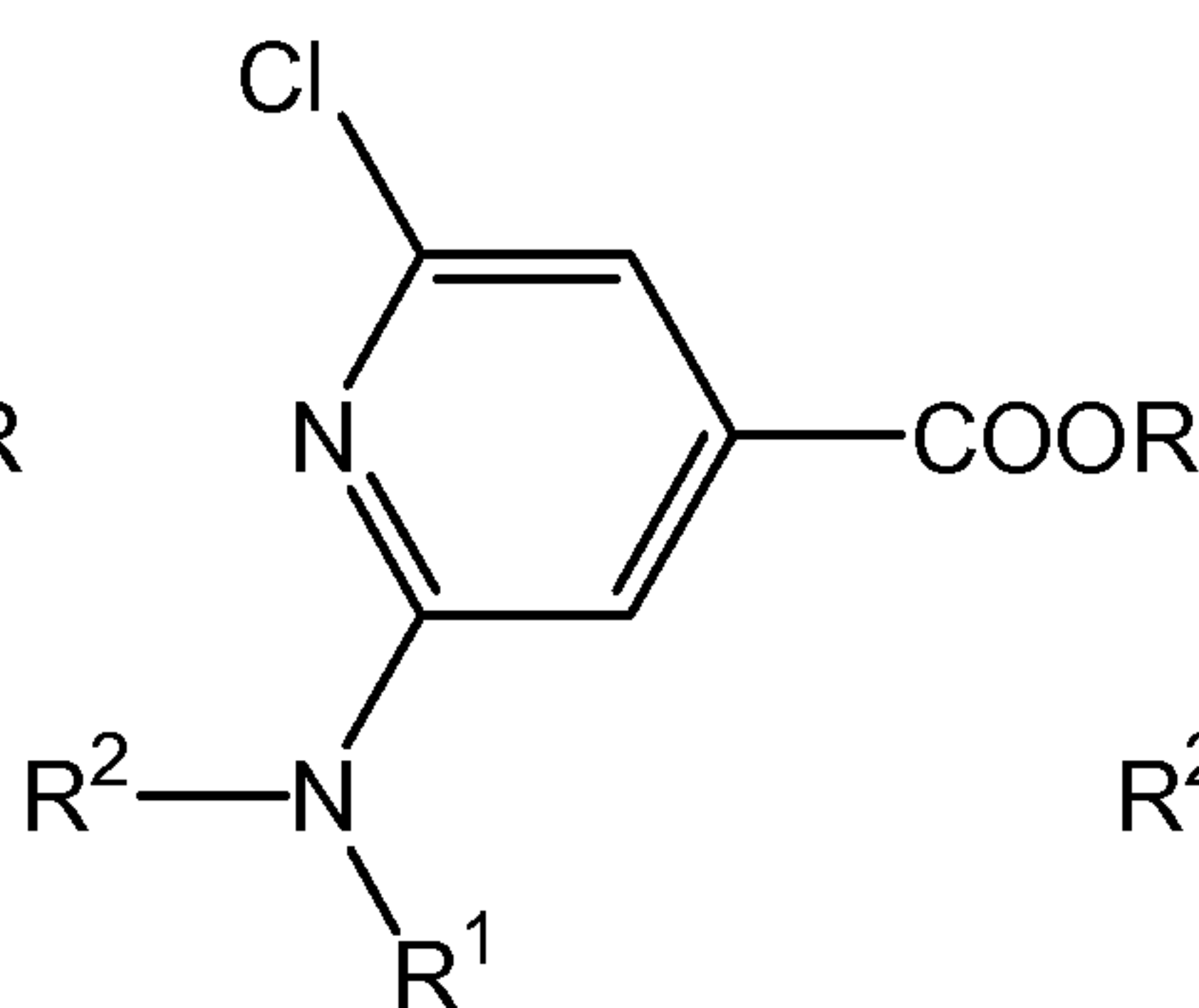
Structure 12

5

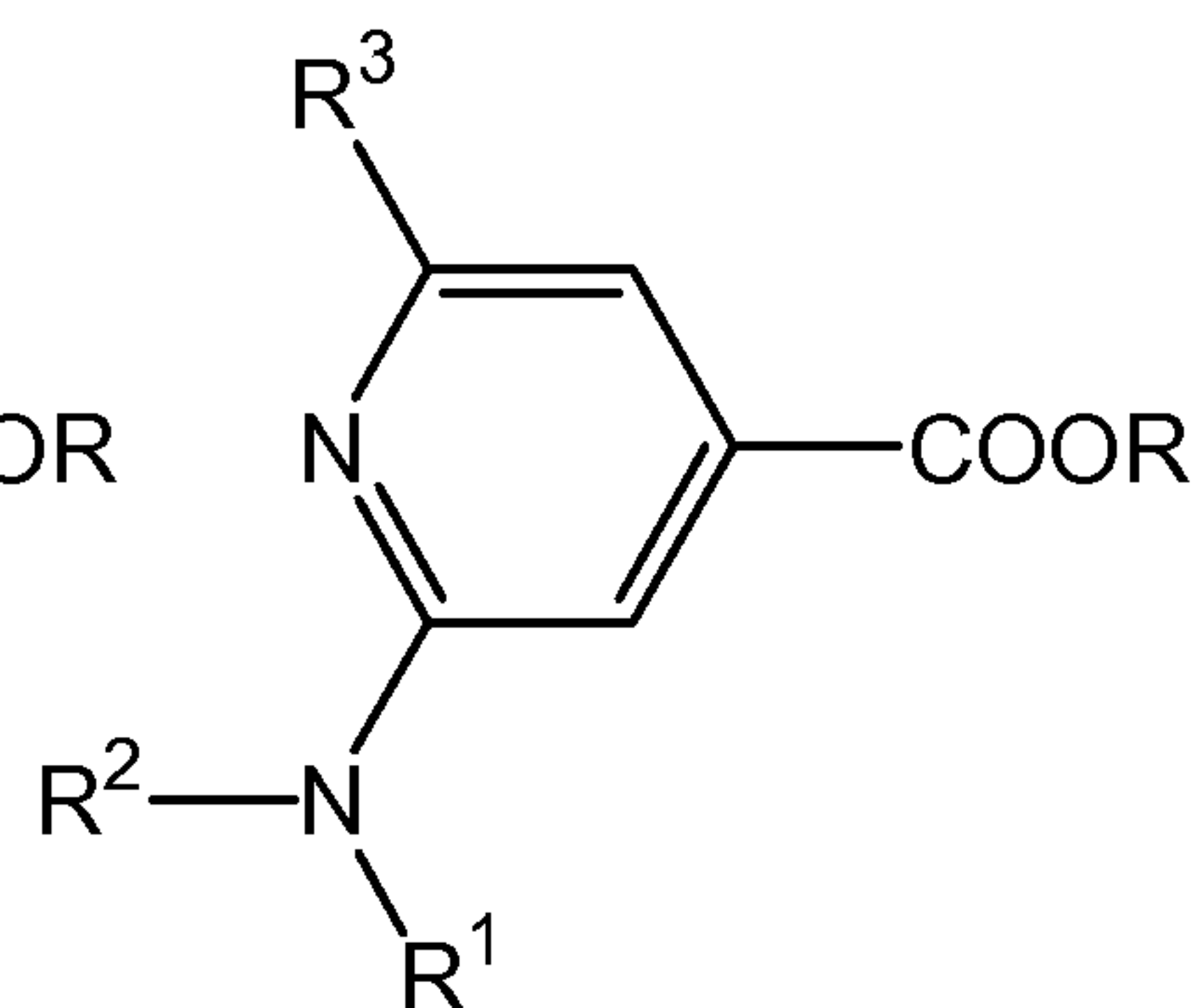
Alternatively, the bonds between the pyridine or the phenyl ring and the central 5-membered heteroaromatic ring can also be formed by applying palladium catalysed cross coupling reactions.



Structure 13



Structure 14



Structure 15

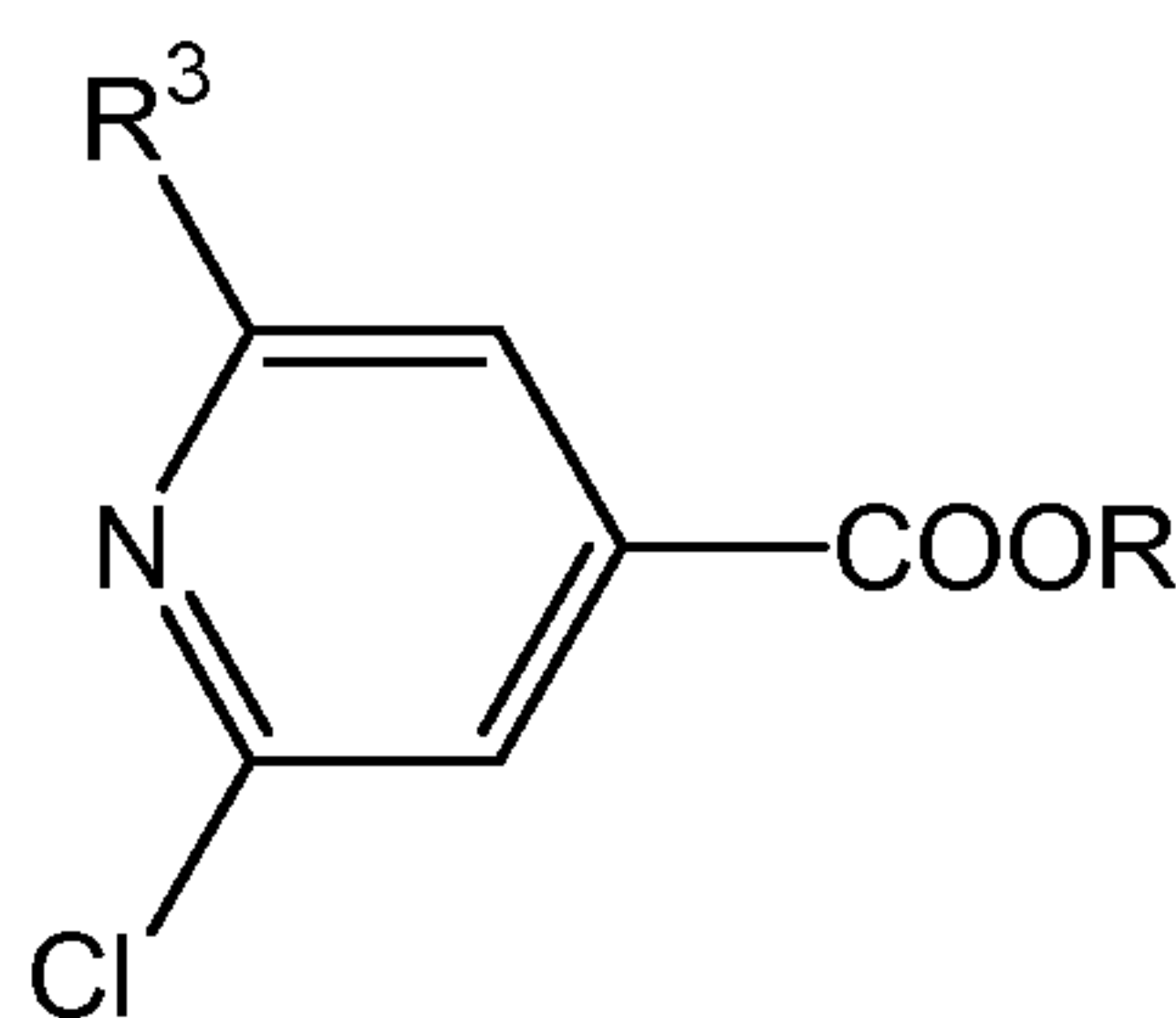
10

15

20

Compounds of Structure 2 may be prepared by reacting a 2,6-dichloro-isonicotinic acid ester (Structure 13, wherein R represents a C₁₋₄-alkyl, preferably an isopropyl or an tert-butyl group; the compounds of Structure 13 are either commercially available or can be prepared as described herein or by standard procedures) with the appropriate amine NHR¹R² in the presence or absence of an additional solvent such as THF, dioxane, ethanol, etc., preferably at temperatures above 50°C to give a compound of Structure 14. The compounds of Structure 14 can then be reacted with the appropriate alkyl-Zn reagent (e.g. Me₂Zn, MeZnCl, Et₂Zn, etc.) under Negishi reaction conditions (Lit.: e.g. H. Matsushita, E. Negishi, *J. Org. Chem.* **47** (1982) 4161-4165) to give a compound of Structure 15, which can be hydrolysed to a compound of Structure 2. In addition, compounds of the Structure 15 may be prepared by reacting a compound of Structure 14

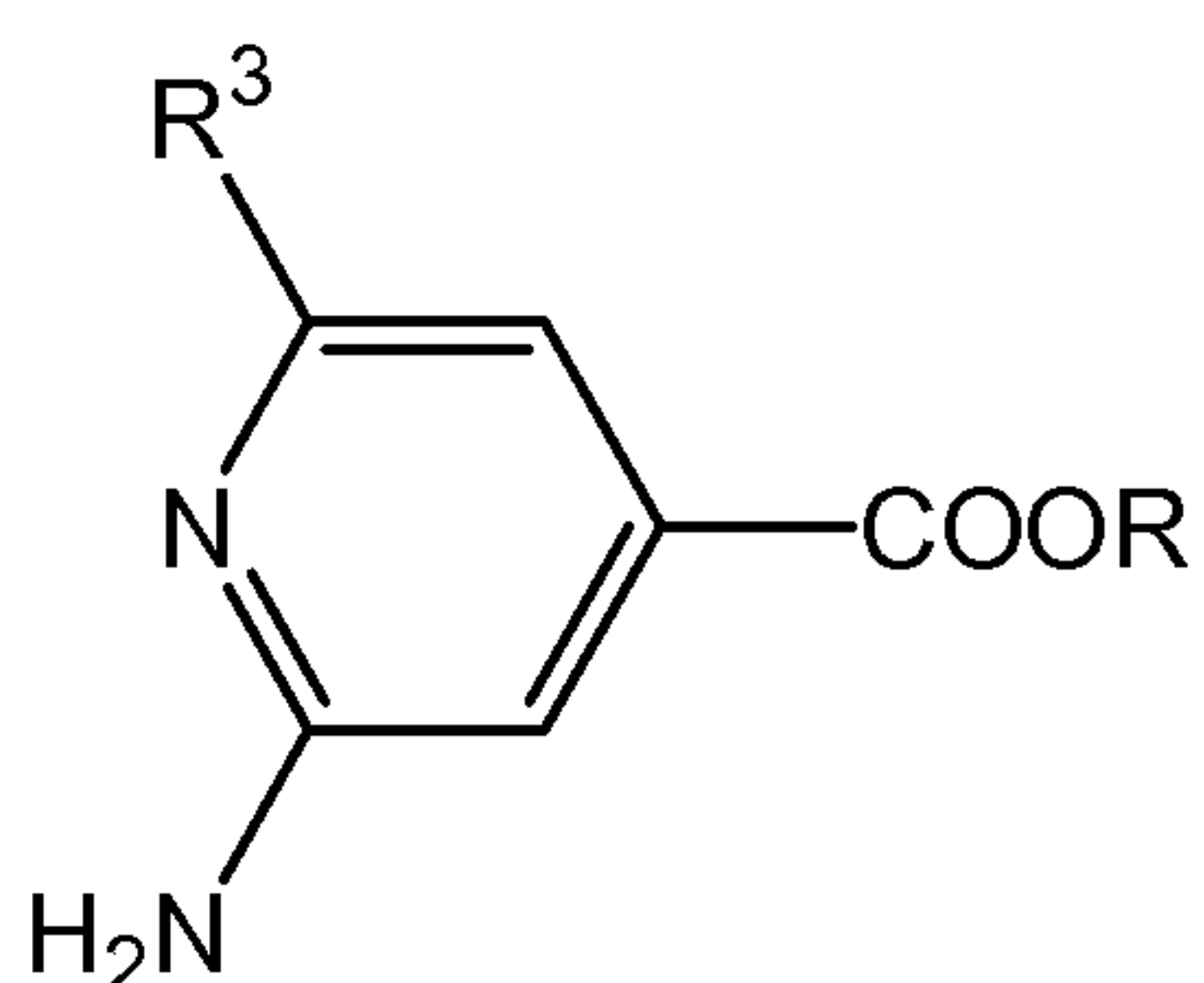
with an alkyl Grignard reagent in the presence of $\text{Fe}(\text{acac})_3$ in a solvent such as THF, dioxane, DMF, NMP, etc., or combinations thereof, at temperatures ranging from -78 to 25°C (Fürstner conditions, Lit.: e.g. A. Fürstner, A. Leitner, M. Mendez, H. Krause, *J. Am. Chem. Soc.* **124** (2002) 13856-13863; A. Fürstner, A. Leitner, *Angew. Chem.* **114** (2002) 632-635). In case R^3 represents a C_{2-4} -alkyl group, the corresponding compounds of Structure 15 can also be prepared by reacting a compound of Structure 14 with an alkenyl boron derivative (e.g. 2,4,6-trivinyl-cyclotriboroxane) under Suzuki conditions (Lit.: e.g. F. Kerins, D. F. O'Shea, *J. Org. Chem.* **67** (2002) 4968-4971). The obtained 2-amino-6-alkenyl-isonicotinic acid derivative is hydrogenated to the corresponding compound of Structure 15.



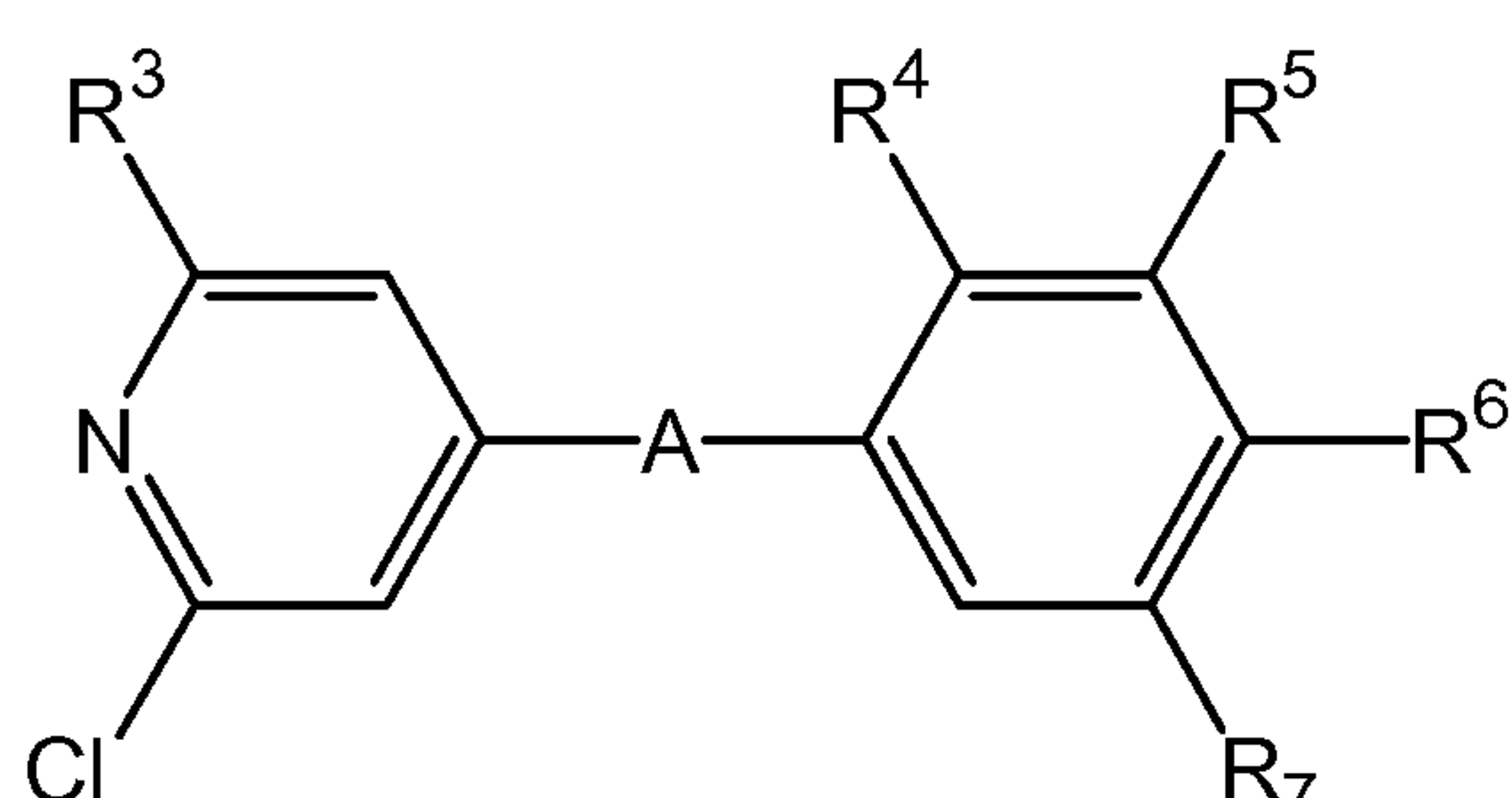
Structure 16

Alternatively, the compounds of Structure 15 may also be prepared by reacting a compound of Structure 16 with the appropriate amine NHR^1R^2 under Buchwald-Hartwig conditions (Lit.: J. P. Wolfe, H. Tomori, J. P. Sadighi, J. Yin, S. L. Buchwald, *J. Org. Chem.* **65** (2000) 1158-1174; S. Wagaw, S. L. Buchwald, *J. Org. Chem.* **61** (1996) 7240-7241; M. C. Harris, O. Geis, S. L. Buchwald, *J. Org. Chem.* **64** (1999) 6019-6022; S. R. Stauffer, S. Lee, J. P. Stambuli, S. I. Hauck, J. F. Hartwig, *Org. Letters* **2** (2000) 1423-1426). Compounds of Structure 16 or their corresponding acids are either commercially available or may be prepared by reacting a 2,6-dichloro-isonicotinic acid ester (Structure 13) with an alkyl Grignard reagent under Fürstner conditions (see above) or with an alkyl-Zn reagent under Negishi conditions. Reacting a compound of Structure 13 with an alkenyl boron derivative under Suzuki conditions, treating the corresponding alkenyl-chloro-isonicotinic acid ester with an amine NHR^1R^2 under Buchwald-Hartwig conditions and subsequent hydrogenation may also give access to compounds of Structure 15. The residues R^1 and R^2 may also be introduced by sequential alkylation and/or reductive amination of a compound of Structure 17 (Lit.: e.g. N. Finch, T. R. Campbell, C. W. Gemenden, H. J. Povalski, *J. Med. Chem.* **23** (1980) 1405-1410) which may be prepared by reacting a compound of Structure 16 with ammonia in a solvent such as water, methanol, ethanol, THF, etc. at elevated temperatures.

27



Structure 17



Structure 18

In case R^1 represents hydrogen, the corresponding monoalkylamino-pyridine derivatives that may occur in the course of the synthesis of compounds of formula (I), may require temporary protection at the secondary amine function.

The above described reaction sequences that allow the introduction of the two residues R^3 and $-NR^1R^2$ may also be applied to a compound in which the scaffold has already been further elaborated. For instance, the Buchwald reaction may also be applied to a compound of Structure 18 which can be obtained from the appropriate 2-chloro-isonicotinic acid derivative according to the methods described above.

Examples

The following examples illustrate the invention but do not at all limit the scope thereof.

All temperatures are stated in °C. Compounds are characterized by $^1\text{H-NMR}$ (400 MHz) or $^{13}\text{C-NMR}$ (100 MHz) (Bruker; chemical shifts are given in ppm relative to the solvent used; multiplicities: s = singlet, d = doublet, t = triplet, p = pentuplet, hex = hexet, hept = heptet, m = multiplet, br = broad, coupling constants are given in Hz); by LC-MS (Finnigan Navigator with HP 1100 Binary Pump and DAD, column: 4.6x50 mm, Zorbax SB-AQ, 5 μm , 120 Å, gradient: 5-95% acetonitrile in water, 1 min, with 0.04% trifluoroacetic acid, flow: 4.5 mL/min), t_R is given in min; retention times or LC-MS marked with * refer to an LC run under basic conditions, i.e. eluting with a gradient of MeCN in water containing 13 mM of ammonium hydroxide, otherwise identical conditions; by TLC (TLC-plates from Merck, Silica gel 60 F₂₅₄); or by melting point. Compounds are purified by preparative HPLC (column: X-terra RP18, 50x19 mm, 5 μm , gradient: 10-95% acetonitrile in water containing 0.5 % of formic acid) or by MPLC (Labomatic MD-80-100 pump, Linear UVIS-201 detector, column: 350x18 mm, Labogel-RP-18-5s-100, gradient: 10% methanol in water to 100%

methanol). Racemates can be separated into their enantiomers by preparative HPLC (column: ChiralPaK AD 20x250 mm, 5 μ m, 15% ethanol in hexane).

Abbreviations (as used herein):

5	aq.	aqueous
	atm	atmosphere
	BSA	bovine serum albumin
	BOC	<i>tert</i> -butoxycarbonyl
	Bu	butyl
10	CC	column chromatography
	CDI	carbonyl diimidazole
	dba	dibenzylidene acetone
	DCC	dicyclohexyl carbodiimide
	DCM	dichloromethane
15	DEAD	diethyl azodicarboxylate
	DIPEA	diisopropyl-ethylamine, Hünig's base, ethyl-diisopropylamine
	DMF	dimethylformamide
	DMSO	dimethylsulfoxide
	dppf	1,1'-bis(diphenylphosphino- κ P)ferrocene
20	DPPP	1,3-bis-(diphenylphosphino)-propane
	EA	ethyl acetate
	EDC	N-(3-dimethylaminopropyl)-N'-ethyl-carbodiimide
	Et	ethyl
	FC	flash chromatography
25	Fe(acac) ₃	iron(III) acetylacetonate-complex
	h	hour(s)
	HBTU	O-(benzotriazol-1-yl)-N,N,N',N'-tetramethyluronium hexafluorophosphate
	HOBt	1-hydroxybenzotriazole
30	HPLC	high performance liquid chromatography
	HV	high vacuum conditions
	KOtBu	potassium <i>tert</i> -butoxide
	LC-MS	liquid chromatography – mass spectrometry
	Lit.	literature
35	Me	methyl
	min	minute(s)

	MPLC	medium pressure liquid chromatography
	NaOAc	sodium acetate
	NMP	N-methylpyrrolidin-2-one
	OAc	acetate
5	org.	organic
	Ph	phenyl
	PyBOP	benzotriazol-1-yl-oxy-tris-pyrrolidino-phosphonium-hexafluoro-phosphate
	prep.	preparative
10	rt	room temperature
	sat.	saturated
	S1P	sphingosine 1-phosphate
	TBME	tert. butyl methyl ether
	TBTU	2-(1H-benzotriazole-1-yl)-1,2,3,3-tetramethyluronium
15		tetrafluoroborate
	TFA	trifluoroacetic acid
	THF	tetrahydrofuran
	TLC	thin layer chromatography
	t _R	retention time
20	Xantphos	4,5-bis(diphenylphosphino)-9,9-dimethylxanthene

2-Dimethylamino-6-methyl-isonicotinic acid

a) 2-Chloro-6-methyl-isonicotinic acid (7.55 g, 44.0 mmol) is suspended in toluene (150 mL) at 80°C and then treated with N,N-dimethylformamide di-tert.-butyl acetal (50 mL, 209 mmol). The mixture is stirred at 80°C for 3 h, then at rt for 72 h. The clear solution is diluted with diethyl ether (250 mL), washed with sat. aq. NaHCO₃ solution (4x50 mL), dried over MgSO₄, filtered and concentrated. The crude product is purified by MPLC on silica gel eluting with heptane:ethyl acetate to give 2-chloro-6-methyl-isonicotinic acid tert.-butyl ester (8.57 g) as a brownish oil which slowly solidifies; LC-MS: t_R = 0.99 min, [M+H]⁺ = 213.24 (-15); ¹H NMR (D₆-DMSO): δ 1.56 (s, 9 H), 2.54 (s, 3 H), 7.59 (s, 1 H), 7.66 (s, 1 H).

b) Under argon, a solution of 2-chloro-6-methyl-isonicotinic acid tert.-butyl ester (625 mg 2.75 mmol), Na tert.-butylate (396 mg, 4.10 mmol), Xantphos (173 mg, 0.30 mmol) and Pd(OAc)₂ (83 mg, 0.37 mmol) in 2 M dimethylamine in THF (35 mL) is stirred at 110°C for 18 h. The dark reaction mixture is cooled to rt, diluted with 6 N aq. HCl and extracted with

diethyl ether (4x60 mL). The org. extracts are concentrated, the residue is dissolved in 6N aq. HCl and heated to 100°C for 18 h. The orange suspension is concentrated, dissolved in 1 N aq. NaOH (40 mL) and concentrated again. The residue is dissolved in 1 N aq. NaOH (3 mL) and methanol and separated by MPLC on RP-C₁₈ silica gel to give 2-dimethylamino-6-methyl-isonicotinic acid (1.1 g) as a beige oil; LC-MS: t_R = 0.44 min, [M+H]⁺ = 181.07.

2-(Ethyl-methyl-amino)-6-methyl-isonicotinic acid

The title compound is obtained as yellow crystals (420 mg) in analogy to 2-dimethylamino-6-methyl-isonicotinic acid starting from 2-chloro-6-methyl-isonicotinic acid tert.-butyl ester (730 mg, 3.21 mmol) and ethyl-methylamine; LC-MS: t_R = 0.50 min, [M+H]⁺ = 195.05; ¹H NMR (D₆-DMSO): δ 1.08 (t, J = 6.8 Hz, 3 H), 2.38 (s, 3 H), 3.03 (s, 3 H), 3.60 (q, J = 6.8 Hz, 2 H), 6.85 (s, 2 H).

2-Diethylamino-6-methyl-isonicotinic acid

a) A solution of 2,6-dichloroisonicotinic acid (20.0 g, 104 mmol) in ethanol (250 mL) and H₂SO₄ (5 mL) is stirred at 80°C for 28 h. The solvent is removed in vacuo and the residue is dissolved in EA, washed with sat. aq. NaHCO₃ solution and water, dried over MgSO₄, filtered and evaporated to give 2,6-dichloroisonicotinic acid ethyl ester (17.7 g) as a brownish solid; LC-MS: t_R = 1.31 min.

20

b) A solution of 2,6-dichloroisonicotinic acid ethyl ester (14.0 g, 63.6 mmol) in diethylamine (25 mL) is stirred at 100°C for 7 h. The volatile compounds are evaporated and the residue is purified by CC on silica gel eluting with heptane:EA 9:1 to give 2-chloro-6-diethylamino-isonicotinic acid ethyl ester (10.1 g, contains 2-chloro-6-diethylamino-isonicotinic acid methyl ester which forms during the transfer of the reaction mixture into a round bottom flask using methanol); LC-MS: t_R = 1.09 min.

25

c) To a solution of 2-chloro-6-diethylamino-isonicotinic acid ethyl ester (10.1 g, 31.6 mmol) in dioxane (120 mL), Pd(dppf) (262 mg, 0.322 mmol) is added. MeZnCl (8.40 g, 72.4 mmol) is added dropwise to the mixture before it is stirred at 75°C for 18 h. The mixture is carefully diluted with water, then extracted with EA. The combined org. extracts are dried over MgSO₄, filtered and concentrated. The crude product is purified by CC on silica gel eluting with heptane:EA 9:1 to give 2-diethylamino-6-methyl-isonicotinic acid ethyl ester (6.39 g, containing some methyl ester) as a pale yellow oil; LC-MS: t_R = 0.70 min, [M+H]⁺ = 237.11.

35

d) A solution of 2-diethylamino-6-methyl-isonicotinic acid ethyl ester (6.39 g, 27.0 mmol) in 6 N aq. HCl (100 mL) is stirred at 80°C for 72 h before the solvent is removed in vacuo. The remaining solid is dried under high vacuum to give 2-diethylamino-6-methyl-isonicotinic acid hydrochloride (6.96 g) as a yellow solid; LC-MS: $t_R = 0.53$ min, $[M+H]^+ = 209.09$; 1H NMR (D_6 -DMSO): δ 1.17 (t, $J = 6.8$ Hz, 6 H), 2.51 (s, 3 H), 3.68 (q, $J = 6.3$ Hz, 4 H), 6.96 (s, 1 H), 7.15 (s br, 1 H).

2-(Isopropyl-methyl-amino)-6-methyl-isonicotinic acid

The title compound is prepared in analogy to 2-diethylamino-6-methyl-isonicotinic acid hydrochloride using isopropylmethylamine; LC-MS: $t_R = 0.54$ min, $[M+H]^+ = 209.09$; 1H NMR δ 1.37 (d, $J = 6.3$ Hz, 6 H), 2.64 (s, 3 H), 3.17 (s, 3 H), 4.50-4.60 (m, 1 H), 7.16 (s, 1 H), 7.62 (s, 1 H).

2-Methyl-6-pyrrolidin-1-yl-isonicotinic acid

A solution of 2-chloro-6-methyl-isonicotinic acid (1.03 g, 5.98 mmol) in pyrrolidine (5 mL) is stirred at 85°C for 6 days. The mixture is diluted with 1 N aq. NaOH (40 mL) and the solvent is removed in vacuo. The crude product is again dissolved in 1 N aq. NaOH (3 mL) and methanol (1 mL) and purified by MPLC on RP- C_{18} -silica gel to give 2-methyl-6-pyrrolidin-1-yl-isonicotinic acid (1.18 g) as a beige solid; LC-MS: $t_R = 0.52$ min, $[M+H]^+ = 207.06$; 1H NMR (D_6 -DMSO): δ 1.89-1.94 (m, 4 H), 2.27 (s, 3 H), 3.33-3.38 (m, 4 H), 6.61 (s, 1 H), 6.77 (s, 1 H).

2-(Isobutyl-methyl-amino)-6-methyl-isonicotinic acid

The title compound is prepared in analogy to 2-dimethylamino-6-methyl-isonicotinic acid starting from 2-chloro-6-methyl-isonicotinic acid and using isobutyl-methyl-amine; LC-MS: $t_R = 0.61$ min, $[M+H]^+ = 223.10$.

2-Dimethylamino-6-ethyl-isonicotinic acid

a) 2,6-Dichloro-isonicotinic acid (11.2 g, 57.1 mmol) is suspended in toluene (150 mL) at 80°C and then treated with N,N-dimethylformamide di-tert.-butyl acetal (50 mL, 209 mmol). The dark mixture is stirred at 80°C for 12 h, then at rt for 16 h. The dark solution is diluted with diethyl ether (400 mL), washed with sat. aq. $NaHCO_3$ solution (3x100 mL), dried over Na_2SO_4 , filtered and concentrated. The crude product is purified by MPLC on silica gel eluting with heptane:ethyl acetate to give 2,6-dichloro-isonicotinic acid tert.-butyl ester (14.2 g) as a brownish oil which slowly solidifies; LC-MS: $t_R = 1.05$ min; 1H NMR (D_6 -DMSO): δ 1.56 (s, 9 H), 7.85 (s, 2 H).

b) A red to brown solution of 2,6-dichloro-isonicotinic acid tert.-butyl ester (1.49 g, 6.0 mmol) in 2 M dimethylamine in THF (20 mL) is stirred at 65°C for 2 h, then at 80°C for 2 h and finally at 110°C for 12 h in an autoclave. The mixture is concentrated to give crude 2-chloro-6-dimethylamino-isonicotinic acid tert-butyl ester (2.0 g) as a brown residue; LC-MS: $t_R = 1.08$ min, $[M+H]^+ = 257.32$; 1H NMR (D_6 -DMSO): δ 1.54 (s, 9 H), 3.06 (s, 6 H), 6.85 (s, 1 H), 6.92 (s, 1 H).

c) To a solution of 2-chloro-6-dimethylamino-isonicotinic acid tert-butyl ester (770 mg, 3.00 mmol) in dioxane (45 mL), Cs_2CO_3 (1270 mg, 3.90 mmol) followed by $P(tert.-Bu)_3$ (30 mg, 0.15 mmol) and 2,4,6-trivinylcyclotriboroxane pyridine complex (722 mg, 3.00 mmol, prepared according to F. Kerins, D. F. O'Shea *J. Org. Chem.* **67** (2002) 4968-4971) is added. The mixture is degassed and put under argon before $Pd_2(dba)_3$ (82 mg, 0.09 mmol) is added. The mixture is stirred at 100°C for 15 h before it is cooled to rt and, filtered over a short silica gel pad eluting with DCM. The filtrate is concentrated and purified on prep. TLC plates with DCM to give 2-dimethylamino-6-vinyl-isonicotinic acid tert-butyl ester (885 mg) as a red to brownish resin; LC-MS: $t_R = 0.82$ min, $[M+1]^+ = 249.37$.

d) To a solution of 2-dimethylamino-6-vinyl-isonicotinic acid tert-butyl ester (877 mg), 3.53 mmol) in methanol (15 mL), Pd/C (150 mg, 10% Pd) is added and the mixture is stirred under 2 atm of H_2 at rt for 3 h. The catalyst is filtered off and the filtrate is evaporated to give crude 2-dimethylamino-6-ethyl-isonicotinic acid tert-butyl ester; LC-MS: $t_R = 0.76$ min, $[M+1]^+ = 251.10$. This material is dissolved in 6 N aq. HCl (60 mL) and the mixture is stirred at 80°C for 72 h before the solvent is evaporated. The crude product is purified by MPLC on RP- C_{18} -silica gel to give 2-dimethylamino-6-ethyl-isonicotinic acid (332 mg) as an orange oil, LC-MS: $t_R = 0.51$ min, $[M+1]^+ = 195.10$.

2-Diethylamino-6-ethyl-isonicotinic acid

The title compound is prepared in analogy to 2-dimethylamino-6-ethyl-isonicotinic acid using diethylamine; LC-MS: $t_R = 0.55$ min, $[M+1]^+ = 223.37$.

2-Ethyl-6-(isopropyl-methyl-amino)-isonicotinic acid

The title compound is prepared in analogy to 2-dimethylamino-6-ethyl-isonicotinic acid using isopropylmethylamine; LC-MS: $t_R = 0.54$ min, $[M+1]^+ = 223.37$.

35

2-Dimethylamino-6-isobutyl-isonicotinic acid

The title compound is prepared in analogy to 2-dimethylamino-6-ethyl-isonicotinic acid using 2,4,6-tris-(2-methyl-propenyl)-cyclotriboroxane pyridine complex in the Suzuki coupling reaction; LC-MS: $t_R = 0.54$ min, $[M+1]^+ = 223.37$.

5 **2-Isopropylamino-6-methyl-isonicotinic acid**

The title compound is prepared in analogy to 2-dimethylamino-6-methyl-isonicotinic acid starting from 2-chloro-6-methyl-isonicotinic acid and isopropylamine; LC-MS: $t_R = 0.52$ min, $[M+1]^+ = 195.09$.

10 **2-Methyl-6-morpholin-4-yl-isonicotinic acid**

The title compound is prepared in analogy to 2-diethylamino-6-methyl-isonicotinic acid starting from 2,6-dichloro-isonicotinic acid and morpholine; LC-MS: $t_R = 0.47$ min, $[M+1]^+ = 223.08$.

15 **2-Ethyl-6-(ethyl-methyl-amino)-isonicotinic acid**

The title compound is prepared in analogy to 2-diethylamino-6-methyl-isonicotinic acid starting from 2,6-dichloro-isonicotinic acid and N-ethyl-N-methylamine; LC-MS: $t_R = 0.56$ min, $[M+1]^+ = 209.09$; $^1\text{H NMR}$ ($\text{D}_6\text{-DMSO}$): δ 1.16 (t, $J = 7.0$ Hz, 3 H), 1.24 (t, $J = 7.3$ Hz, 3 H), 2.95 (q, $J = 7.5$ Hz, 2 H), 3.57 (s, 3 H), 3.76 (q, $J = 6.8$ Hz, 2 H), 6.98 (s, 1 H), 7.23 (s, 1 H).

20 **2-(Isobutyl-methyl-amino)-6-methyl-isonicotinic acid**

The title compound is prepared in analogy to 2-diethylamino-6-methyl-isonicotinic acid starting from 2,6-dichloro-isonicotinic acid and N-isobutyl-N-methylamine; LC-MS: $t_R = 0.50^*$ min, $[M+1]^+ = 223.28$.

25 **2-Chloro-6-(isopropyl-methyl-amino)-isonicotinic acid**

A mixture of 2,6-dichloro-isonicotinic acid (572 mg, 2.98 mmol) in isopropyl-methylamine (2.18 g, 29.8 mmol) is stirred at 80°C for 10 days. The mixture is cooled to rt, diluted with water (50 mL), and extracted with diethyl ether (6x50 mL). The aq. phase is acidified and extracted with diethyl ether (3x50 mL). The org. extracts are combined, dried over MgSO_4 , filtered and concentrated. The crude product is purified by MPLC on silica gel eluting with a gradient of EA in heptane to give the title compound (461 mg) as a yellow powder; LC-MS: $t_R = 0.92$ min, $[M+1]^+ = 229.01$; $^1\text{H NMR}$ (CD_3OD): δ 1.19 (d, $J = 6.7$ Hz, 6 H), 2.88 (s, 3 H), 4.78-4.87 (m, 1 H), 6.94 (s, 1 H), 7.01 (s, 1 H).

2-(Ethyl-methyl-amino)-N-hydroxy-6-methyl-isonicotinamide

a) To a solution of 2-(ethyl-methyl-amino)-6-methyl-isonicotinic acid (2.03 g, 8.80 mmol) and DIPEA (3.41 g, 26.4 mmol) in DMF (80 mL) is added PyBOP (5.00 g, 9.61 mmol) at 0°C. The mixture is stirred for 15 min before 0.5 M NH₃ in dioxane (52 mL) is added. 5 Stirring is continued at rt for 2 h before the mixture is again cooled to 0°C. Pyridine (4.35 g, 44.8 mmol) followed by trifluoroacetic anhydride (9.29 g, 44.2 mmol) is carefully added and the reaction mixture is stirred for 2 h while warming to rt. The mixture is then stirred at 70°C for 15 h, cooled to rt, diluted with DCM and washed with 10% aq. citric acid solution followed by sat. aq. Na₂CO₃-solution. The org. extract is dried over MgSO₄, filtered and 10 concentrated. The crude product is purified by CC on silica gel eluting with heptane:EA 4:1 to give 2-(ethyl-methyl-amino)-6-methyl-isonicotinonitrile (257 mg) as a pale yellow oil; LC-MS: t_R = 0.58 min, [M+1]⁺ = 176.09.

b) To a solution of K tert. butylate (574 mg, 5.11 mL) in methanol (10 mL), hydroxylamine 15 hydrochloride (304 mg, 4.38 mmol) is added. To the stirred suspension, a solution of 2-(ethyl-methyl-amino)-6-methyl-isonicotinonitrile (256 mg, 1.46 mmol) in methanol (10 mL) is added and the resulting mixture is stirred at 60°C for 15 h. The mixture is filtered, and the filtrate is concentrated. The residue is treated with 1 N aq. HCl, washed with DCM and then 20 basified by adding 1 N aq. NaOH. The mixture is extracted three times with EA. The combined EA extracts are dried over MgSO₄, filtered, concentrated and dried to give the title compound as a pale yellow oil; LC-MS: t_R = 0.45 min, [M+1]⁺ = 209.10; ¹H NMR (D₆-DMSO): δ 1.06 (t, J = 6.5 Hz, 3 H), 2.29 (s, 3 H), 2.98 (s, 3 H), 3.56 (q, J = 6.3 Hz, 2 H), 5.82 (s, 2 H), 6.64 (s, 1 H), 6.69 (s, 1 H), 9.74 (s, 1 H).

25 2-(Diethylamino)-N-hydroxy-6-methyl-isonicotinamide

The title compound is prepared in analogy to 2-(ethyl-methyl-amino)-N-hydroxy-6-methyl-isonicotinamide from 2-(diethylamino)-6-methyl-isonicotinic acid; LC-MS: t_R = 0.50 min, [M+1]⁺ = 223.12.

30 N-Hydroxy-2-(isopropyl-methyl-amino)-6-methyl-isonicotinamide

The title compound is prepared in analogy to 2-(ethyl-methyl-amino)-N-hydroxy-6-methyl-isonicotinamide from 2-(isopropyl-methyl-amino)-6-methyl-isonicotinic acid; LC-MS: t_R = 0.50 min, [M+1]⁺ = 223.13.

35 4,N-Dihydroxy-3,5-dimethyl-benzamide

The title compound is prepared from commercially available 4-hydroxy-3,5-dimethyl-benzonitrile according to literature procedures (e.g. E. Meyer, A. C. Joussef, H. Gallardo, *Synthesis* **2003**, 899-905); ^1H NMR (CD_3OD): δ 7.20 (s, 2H), 2.20 (s, 6H).

5 **4-Allyloxy-N-hydroxy-3,5-dimethyl-benzamide**

The title compound is prepared by allylating commercially available 4-hydroxy-3,5-dimethyl-benzonitrile with allylbromide in the presence of NaOH in isopropanol at rt. The nitrile is then transformed to the hydroxyamide according to literature procedures (e.g. E. Meyer, A. C. Joussef, H. Gallardo, *Synthesis* **2003**, 899-905); ^1H NMR (CD_3OD): δ 7.27 (s, 2 H),
10 6.10 (m, 1 H), 5.42 (m, 1 H), 5.26 (m, 1 H), 4.31 (dt, $J = 5.6, 1.5$ Hz, 2 H), 2.29 (s, 6 H).

3-Ethyl-4,N-dihydroxy-5-methyl-benzamide

The title compound is prepared from commercially available 2-ethyl-6-methyl-phenol following literature procedures (G. Trapani, A. Latrofa, M. Franco, C. Altomare, E. Sanna,
15 M. Usala, G. Biggio, G. Liso, *J. Med. Chem.* **41** (1998) 1846-1854; A. K. Chakraborti, G. Kaur, *Tetrahedron* **55** (1999) 13265-13268; E. Meyer, A. C. Joussef, H. Gallardo, *Synthesis* **2003**, 899-905); LC-MS: $t_R = 0.55$ min; ^1H NMR ($\text{D}_6\text{-DMSO}$): δ 9.25 (s br, 1H), 7.21 (s, 2H), 5.56 (s, 2H), 2.55 (q, $J = 7.6$ Hz, 2H), 2.15 (s, 3H), 1.10 (t, $J = 7.6$ Hz, 3H).

20 **4-Allyloxy-3-ethyl-N-hydroxy-5-methyl-benzamide**

The title compound is prepared by allylating 3-ethyl-4-hydroxy-5-methyl-benzaldehyde which is prepared from 2-ethyl-6-methyl-phenol following literature procedures (see 3-ethyl-4,N-dihydroxy-5-methyl-benzamide). The aldehyde is then transformed into the corresponding hydroxyamide according to literature procedures (see 3-ethyl-4,N-dihydroxy-5-methyl-benzamide); LC-MS: $t_R = 0.72$ min; $[\text{M}+1]^+ = 235.09$; ^1H
25 NMR(CD_3OD): δ 7.31 (s, 1 H), 7.29 (s, 1 H), 6.10 (m, 1 H), 5.43 (dd, $J = 17.0, 1.5$ Hz, 1 H), 5.27 (dd, $J = 10.3, 1.2$ Hz, 1 H), 4.81 (s br, 3H), 4.31 (d, $J = 5.6$ Hz, 2 H), 2.67 (q, $J = 7.6$ Hz, 2 H), 2.30 (s, 3 H), 1.23 (t, $J = 7.6$ Hz, 4 H).

30 **4,N-Dihydroxy-3-methyl-5-propyl-benzamide**

The title compound is prepared from commercially available 2-methyl-6-propyl-phenol in analogy to literature procedures (e.g. B. Roth et al. *J. Med. Chem.* **31** (1988) 122-129; and literature cited for 3-ethyl-4,N-dihydroxy-5-methyl-benzamide); LC-MS: $t_R = 0.54$ min; $[\text{M}+1]^+ = 209.43$; ^1H NMR ($\text{D}_6\text{-DMSO}$): δ 0.90 (t, $J = 7.3$ Hz, 3 H), 1.48-1.59 (m, 3 H), 2.19
35 (s, 3 H), 2.56 (t, $J = 7.3$ Hz, 2H), 7.37 (s, 1 H), 7.40 (s, 1 H), 9.34 (s, 1 H).

3,5-Diethyl-4,N-dihydroxy-benzamide

The title compound is prepared from commercially available 2,6-diethylaniline following literature procedures (G. G. Ecke, J. P. Napolitano, A. H. Filbey, A. J. Kolka, *J. Org. Chem.* **22** (1957) 639-642; and literature cited for 3-ethyl-4,N-dihydroxy-5-methyl-benzamide).

5

3-Chloro-4,N-dihydroxy-5-methoxy-benzamide

The title compound is prepared from commercially available 3-chloro-4-hydroxy-5-methoxybenzaldehyde in analogy to literature procedures (see 3-ethyl-4,N-dihydroxy-5-methyl-benzamide); LC-MS: $t_R = 0.49$ min; $[M+1]^+ = 216.96$; 1H NMR (D_6 -DMSO): δ 3.84 (s, 3 H), 5.78 (s, 1 H), 7.22 (d, $J = 1.8$ Hz, 1 H), 7.26 (d, $J = 1.8$ Hz, 1 H), 9.52 (s br, 1H).

10

4-Allyloxy-3-chloro-N-hydroxy-5-methoxy-benzamide

The title compound is prepared by allylating commercially available 3-chloro-4-hydroxy-5-methoxybenzaldehyde (see 4-allyloxy-3-ethyl-N-hydroxy-5-methyl-benzamide). The aldehyde is then transformed into the corresponding hydroxyamide according to literature procedures (see 3-ethyl-4,N-dihydroxy-5-methyl-benzamide); LC-MS: $t_R = 0.69$ min; $[M+1]^+ = 257.26$.

15

4,N-Dihydroxy-3-methoxy-5-methyl-benzamide

The title compound is prepared from commercially available 2-methoxy-6-methyl-phenol in analogy to literature procedures (see 3-ethyl-4,N-dihydroxy-5-methyl-benzamide); LC-MS: $t_R = 0.50$ min; $[M+H]^+ = 197.23$.

20

3-Chloro-4,N-dihydroxy-5-methyl-benzamide

The title compound is prepared from commercially available 2-chloro-6-methyl-phenol in analogy to literature procedures (e.g. B. Roth et al. *J. Med. Chem.* **31** (1988) 122-129; and literature cited for 3-ethyl-4,N-dihydroxy-5-methyl-benzamide); 3-chloro-4-hydroxy-5-methyl-benzaldehyde: LC-MS: $t_R = 0.49$ min; $[M+1]^+ = 201.00$; 1H NMR δ 2.24 (s, 2 H), 2.35 (s, 4 H), 5.98 (s br, 1 H), 7.59 (d, $J = 1.8$ Hz, 1 H), 7.73 (d, $J = 1.8$ Hz, 1 H), 9.80 (s, 1 H); 3-chloro-4,N-dihydroxy-5-methyl-benzamide: 1H NMR (D_6 -DMSO): δ 2.21 (s, 3 H), 5.72 (s br, 2 H), 7.40 (s, 1 H), 7.48 (s, 1 H), 9.29 (s br, 1 H), 9.48 (s br, 1 H).

25

30

4-Allyloxy-3,5-dichloro-N-hydroxy-benzamide

The title compound is prepared by allylating commercially available ethyl 3,5-dichloro-4-hydroxy-benzoate followed by transforming the benzoic acid obtained after saponification into the corresponding N-hydroxybenzamide in analogy to the procedure described for 2-

35

(ethyl-methyl-amino)-N-hydroxy-6-methyl-isonicotinamidine; LC-MS: $t_R = 0.71$ min; $[M+1]^+ = 260.92$.

4,N-Dihydroxy-2-methoxy-benzamidine

5 The title compound is prepared from commercially available 4-hydroxy-2-methoxybenzaldehyde in analogy to literature procedures (see 3-ethyl-4,N-dihydroxy-5-methyl-benzamidine); LC-MS: $t_R = 0.41$ min; $[M+1]^+ = 183.06$; $^1\text{H NMR}$ ($\text{D}_6\text{-DMSO}$): δ 3.74 (s, 3 H), 5.47 (s, 2 H), 6.35 (dd, $J = 8.3, 1.5$ Hz, 1 H), 6.45 (s, 1 H), 7.21 (d, $J = 8.5$ Hz, 1 H), 9.42 (s, 2 H).

10

N-Hydroxy-2,4-dimethoxy-benzamidine

The title compound is prepared from commercially available 2,4-dimethoxy-benzonitrile in analogy to literature procedures (e.g. E. Meyer, A. C. Joussef, H. Gallardo, *Synthesis* **2003**, 899-905); LC-MS: $t_R = 0.59$ min; $[M+1]^+ = 197.52$; $^1\text{H NMR}$ ($\text{D}_6\text{-DMSO}$): δ 3.78 (s, 3 H), 3.79 (s, 3 H), 5.50 (s, 2 H), 6.52 (d, $J = 8.5$ Hz, 1 H), 6.59 (s, 1 H), 7.33 (d, $J = 8.5$ Hz, 1 H), 9.27 (s, 1 H).

15

N-Hydroxy-2,3-dimethoxy-benzamidine

The title compound is prepared from commercially available 2,3-dimethoxy-benzonitrile in analogy to literature procedures (e.g. E. Meyer, A. C. Joussef, H. Gallardo, *Synthesis* **2003**, 899-905); LC-MS: $t_R = 0.58^*$ min; $[M+1]^+ = 197.25$.

20

2-Chloro-4,N-dihydroxy-benzamidine

The title compound is prepared from commercially available 2-chloro-4-hydroxy-benzonitrile in analogy to literature procedures (e.g. E. Meyer, A. C. Joussef, H. Gallardo, *Synthesis* **2003**, 899-905); LC-MS: $t_R = 0.29$ min; $[M+1]^+ = 186.98$.

25

4-Allyloxy-N-hydroxy-2-methyl-benzamidine

a) To a dark yellow solution of 4-bromo-3-methyl-phenol (4.68 g, 25 mmol) in isopropanol (60 mL) and 3 N aq. NaOH (20 mL), allylchloride (8.18 g, 107 mmol) is added. The mixture is stirred at 70°C for 3 h before it is cooled to rt, diluted with diethyl ether and washed with 1 N aq. NaOH solution (275 mL) and 1 M aq. HCl solution (70 mL) followed by brine (70 mL). The org. extract is dried over MgSO_4 , filtered, concentrated and dried to give crude 4-allyloxy-1-bromo-2-methyl-benzene (5.67 g) as a yellow oil; LC-MS: $t_R = 0.59$ min; $[M+1]^+ =$ not detectable; $^1\text{H NMR}$ (CDCl_3): δ 2.38 (s, 3 H), 4.52 (dt, $J = 5.3, 1.5$ Hz, 2 H), 5.29-5.34

35

(m, 1 H), 5.39-5.46 (m, 1 H), 6.00-6.11 (m, 1 H), 6.65 (dd, $J = 8.8, 3.0$ Hz, 1 H), 6.83 (d, $J = 3.0$ Hz, 1 H), 7.41 (d, $J = 8.5$ Hz, 1 H).

b) To a solution of 4-allyloxy-1-bromo-2-methyl-benzene (10.87 g, 47.9 mmol) in THF (125 mL), a solution of *n*-butyl lithium (45 mL, 1.5 M in diethyl ether) is added at -75°C . The mixture is stirred at -75°C for 30 min before it is transferred via a double-tip needle into a cooled (0°C) solution of dimethylcarbonate (12.93 g, 144 mmol) in THF (45 mL). The mixture is stirred at 0°C for 2 h, then at rt for 20 h before the solvents are removed in vacuo. The remaining oil is evaporated twice from ethanol (100 mL) before it is dissolved in 2 M aq. LiOH solution (75 mL) and ethanol (100 mL). The mixture is stirred at rt for 2 days and at 60°C for 1 h. The org. solvent is evaporated and the remaining solution is diluted with 0.5 M aq. NaOH solution and extracted with diethyl ether (100 mL). The org. extract is washed with 1 M aq. NaOH solution (150 mL). The combined basic aq. extracts are washed with diethyl ether (100 mL), acidified with 25% aq. HCl and extracted with DCM (2x100 mL). The DCM extracts are combined, dried over MgSO_4 , filtered, concentrated and dried under high vacuum to give 4-allyloxy-2-methyl-benzoic acid (5.83 g) as an orange solid; LC-MS: $t_{\text{R}} = 0.87$ min; $[\text{M}+1]^+$ = not detectable; ^1H NMR (CDCl_3): δ 2.66 (s, 3 H), 4.62 (dt, $J = 5.3, 1.5$ Hz, 2 H), 5.34 (dq, $J = 10.5, 1.5$ Hz, 1 H), 5.45 (dq, $J = 17.1, 1.5$ Hz, 1 H), 6.03-6.13 (m, 1 H), 6.79-6.83 (m, 2 H), 8.08 (d, $J = 9.5$ Hz, 1 H).

20

c) The above 4-allyloxy-2-methyl-benzoic acid is transformed to the title compound in analogy to the procedures given for 2-(ethyl-methyl-amino)-*N*-hydroxy-6-methyl-isonicotinamide; LC-MS: $t_{\text{R}} = 60$ min; $[\text{M}+1]^+ = 207.09$.

25 **4-Amino-3-chloro-*N*-hydroxy-5-methyl-benzamide**

The title compound is prepared from commercially available 4-amino-3-chloro-5-methylbenzonitrile in analogy to 4,*N*-dihydroxy-3,5-dimethyl-benzamide; LC-MS: $t_{\text{R}} = 0.50$ min; $[\text{M}+1]^+ = 200.01$.

30 ***N*-[2-Ethyl-4-(*N*-hydroxycarbamimidoyl)-phenyl]-acetamide**

The title compound is prepared from commercially available *N*-(4-cyano-2-ethyl-phenyl)-acetamide in analogy to 4,*N*-dihydroxy-3,5-dimethyl-benzamide; LC-MS: $t_{\text{R}} = 0.52$ min; $[\text{M}+1]^+ = 222.21$.

35 **4-Allyloxy-*N*-hydroxy-2-methoxy-benzamide**

The title compound is prepared from commercially available 4-hydroxy-2-methoxy-benzaldehyde following literature procedures (references cited for 3-ethyl-4,N-dihydroxy-5-methyl-benzamidine); LC-MS: $t_R = 0.64$ min; $[M+1]^+ = 223.24$; 1H NMR (d^6 -DMSO): δ 9.33 (s br, 1H), 7.30 (d, $J = 8.2$ Hz, 1H), 6.60 (d, $J = 2.3$ Hz, 1H), 6.50 (dd, $J = 2.3, 8.2$ Hz, 1H), 5 6.10-5.94 (m, 1H), 5.50 (s, 2H), 5.40 (d, $J = 17.0$ Hz, 1H), 5.24 (d, $J = 10.6$ Hz, 1H), 4.57 (d, $J = 4.7$ Hz, 2H), 3.76 (s, 3H).

4-Allyloxy-3,5-dimethyl-benzoic acid hydrazide

To a solution of 4-allyloxy-3,5-dimethyl-benzoic acid (Lit.: see US 3,262,946) (5.26 g, 25.5 mmol) in $CHCl_3$ (75 mL) is added thionylchloride (7.5 mL) and the mixture is heated at reflux for 2 h. The mixture is evaporated and the residue dissolved in DCM (50 mL), and added to a cooled ($0^\circ C$) solution of 1M hydrazine in THF (75 mL) in DCM (250 mL). The mixture is slowly warmed to rt during 15 h, diluted with diethyl ether (150 mL) and washed with 1M aq. HCl (5 x 50 mL). The aq. extracts are washed with diethyl ether (50 mL) and 15 the org. phases are discarded. The aq. extracts are basified with 33% aq. KOH and extracted with DCM (5 x 50 mL). The org. extracts are dried (Na_2SO_4), filtered and evaporated to give the title compound (5.39 g) as a white solid; LC-MS: $t_R = 0.71$ min; $[M+1]^+ = 221.20$.

20 3-[4-(N-Hydroxycarbamimidoyl)-2,6-dimethyl-phenyl]-propionic acid tert-butyl ester

a) To an ice-cooled solution of 4-hydroxy-3,5-dimethyl-benzoic acid methyl ester (7.52 g, 41.7 mmol) in DCM (250 mL) and pyridine (10 mL), trifluoromethanesulfonic acid anhydride (13.0 g, 45.9 mmol) is added over a period of 20 min. Upon complete addition, the ice bath is removed and the reaction is stirred for further 1 h at rt. The mixture is diluted with DCM 25 (150 mL), washed with 10% aq. citric acid solution followed by brine, dried over $MgSO_4$, filtered and evaporated. The residue is purified by FC on silica gel eluting with heptane:EA 9:1 to give 3,5-dimethyl-4-trifluoromethanesulfonyloxy-benzoic acid methyl ester (11.8 g) as colourless fine needles; LC-MS: $t_R = 1.08$ min.

30 b) To a stirred solution of the above triflate (11.8 g, 37.8 mmol) in dry DMF (155 mL) is sequentially added triethylamine (7.6 g, 75.6 mmol), tert.-butyl acrylate (48.4 g, 378 mmol), DPPP (779 mg, 1.89 mmol) and $Pd(OAc)_2$ (424 mg, 1.89 mmol) under nitrogen. The mixture is stirred at $115^\circ C$ for 18 h before another portion of DPPP (160 mg, 0.39 mmol) and $Pd(OAc)_2$ (80 mg, 0.36 mmol) is added. Stirring is continued for 4 h at $115^\circ C$ before 35 the mixture is cooled to rt, diluted with diethyl ether (350 mL) and washed with 1 N aq. HCl, followed by sat. aq. $NaHCO_3$ solution. The org. extract is dried over $MgSO_4$, filtered and

evaporated. The residue is purified by FC on silica gel eluting with heptane:EA 4:1 to give 4-(2-tert-butoxycarbonyl-vinyl)-3,5-dimethyl-benzoic acid methyl ester (11.21 g) as a colourless solid; LC-MS: $t_R = 1.09$ min.

5 c) To a solution of 4-(2-tert-butoxycarbonyl-vinyl)-3,5-dimethyl-benzoic acid methyl ester (11.2 g, 38.6 mmol) in ethanol (50 mL) and THF (50 mL), Pd/C (1.0 g, 10% Pd) is added. The mixture is stirred for 16 h at rt under 2.5 bar of H_2 . The catalyst is filtered off and the filtrate is concentrated and dried under HV to give 4-(2-tert-butoxycarbonyl-ethyl)-3,5-dimethyl-benzoic acid methyl ester (10.8 g) as a colourless oil; LC-MS: $t_R = 1.08$ min.

10

d) To a solution of 4-(2-tert-butoxycarbonyl-ethyl)-3,5-dimethyl-benzoic acid methyl ester (10.8 g, 37.0 mmol) in ethanol (100 mL) a 2 M aq. solution of LiOH (50 mL) is added at $0^\circ C$. The turbid mixture is stirred at $0^\circ C$ for 30 min, then at rt for 4 h. The mixture is diluted with 10% aq. citric acid solution and extracted three times with diethyl ether. The combined
15 org. extracts are dried over $MgSO_4$, filtered and concentrated. The solid residue is suspended in diethyl ether/heptane, stirred at rt, and filtered. The slurry procedure in diethyl ether/heptane is repeated. The solid material is collected and dried under HV to give 4-(2-tert-butoxycarbonyl-ethyl)-3,5-dimethyl-benzoic acid (5.09 g) as a white crystalline powder; LC-MS: $t_R = 0.95$ min, $[M+1]^+ = 279.14$; 1H NMR ($CDCl_3$): δ 1.47 (s, 9 H), 2.30-2.40 (m, 2
20 H), 2.39 (s, 6 H), 2.94-3.03 (m, 2 H), 7.75 (s, 2 H).

e) To a suspension of 4-(2-tert-butoxycarbonyl-ethyl)-3,5-dimethyl-benzoic acid (8.00 g, 28.7 mmol) in isopropanol (100 mL), HOBt (4.27 g, 31.6 mmol) followed by EDC hydrochloride (6.34 g, 33.1 mmol) is added. After stirring at rt for 1 h, 25% aq. ammonia
25 (16.1 mL) is added. Stirring is continued for 30 min before the isopropanol is evaporated under reduced pressure. The remaining solution is diluted with isopropyl acetate (200 mL), washed three times with approximately 0.5 N aq. $NaHCO_3$ solution (100 mL) followed by water (50 mL), dried over $MgSO_4$, filtered, concentrated and dried to give 3-(4-carbamoyl-2,6-dimethyl-phenyl)-propionic acid tert-butyl ester (7.5 g) as an off-white solid.

30

f) To an ice-cooled solution of 3-(4-carbamoyl-2,6-dimethyl-phenyl)-propionic acid tert-butyl ester (7.00 g, 25.2 mmol) and triethylamine (7.66 g, 75.7 mmol) in DCM (100 mL), trifluoroacetic anhydride (6.06 g, 28.8 mmol) is added slowly so that the reaction temperature stays below $15^\circ C$. The clear yellow solution is stirred at rt for 1 h before it is
35 washed twice with water (100 mL) and concentrated. The crude product is purified by recrystallisation from methanol to give 3-(4-cyano-2,6-dimethyl-phenyl)-propionic acid tert-

butyl ester (4.2 g) as a white solid, ^1H NMR (CDCl_3): δ 1.48 (s, 9 H), 2.33-2.37 (m, 2 H), 2.38 (s, 6 H), 2.94-3.01 (m, 2 H), 7.31 (s, 2 H).

5 g) A solution of 3-(4-cyano-2,6-dimethyl-phenyl)-propionic acid tert-butyl ester (4.1 g, 15.8 mmol), hydroxylamine hydrochloride (1.65 g, 23.7 mmol) and triethylamine (3.20 g, 31.6 mmol) in methanol (40 mL) is refluxed for 2 h before the solvent is removed in vacuo. The residue is taken up in isopropyl acetate (50 mL) and washed twice with water (50 mL). The org. extract is dried over MgSO_4 , filtered, evaporated and dried to give 3-[4-(N-hydroxycarbamimidoyl)-2,6-dimethyl-phenyl]-propionic acid tert-butyl ester (4.4 g) as a
10 white solid.

3-[2-Ethyl-4-(N-hydroxycarbamimidoyl)-6-methyl-phenyl]-propionic acid tert-butyl ester

The title compound is prepared in analogy to 3-[4-(N-hydroxycarbamimidoyl)-2,6-dimethyl-phenyl]-propionic acid tert-butyl ester; ^1H NMR (CDCl_3): δ 1.26 (t, $J = 7.5$ Hz, 3 H), 2.34-2.41 (m, 5 H), 2.70 (q, $J = 7.8$ Hz, 2 H), 2.94-3.01 (m, 2 H), 4.85 (s br, 1 H), 7.28 (s, 1 H), 7.32 (s, 1 H).
15

4-(N-Hydroxycarbamimidoyl)-benzoic acid ethyl ester

20 The title compound is prepared in analogy to 3-[4-(N-hydroxycarbamimidoyl)-2,6-dimethyl-phenyl]-propionic acid tert-butyl ester (step g) starting from ethyl 4-cyanobenzoate; LC-MS: $t_R = 0.55$ min, $[\text{M}+1]^+ = 209.05$; ^1H NMR ($\text{D}_6\text{-DMSO}$): δ 1.33 (t, $J = 7.0$ Hz, 3 H), 4.32 (q, $J = 7.0$ Hz, 2 H), 5.94 (s, 2 H), 7.83 (d, $J = 8.0$ Hz, 2 H), 7.95 (d, $J = 7.8$ Hz, 2 H), 9.91 (s, 1 H).

25 **[4-(N-Hydroxycarbamimidoyl)-phenyl]-acetic acid**

a) [4-(N-Hydroxycarbamimidoyl)-phenyl]-acetic acid methyl ester is prepared from methyl (4-cyanophenyl)acetate in analogy to 3-[4-(N-hydroxycarbamimidoyl)-2,6-dimethyl-phenyl]-propionic acid tert-butyl ester (step g); LC-MS: $t_R = 0.59$ min, $[\text{M}+1]^+ = 209.06$.

30 b) A solution of the above [4-(N-hydroxycarbamimidoyl)-phenyl]-acetic acid methyl ester (2.0 g, 9.61 mmol) in 2 M aq. HCl is stirred at 65°C for 16 h, then at 80°C for 24 h before it is concentrated and dried to give sufficiently pure title compound (2.0 g) as a white solid; LC-MS: $t_R = 0.34$ min, $[\text{M}+1]^+ = 195.07$.

35 **N-Hydroxy-4-hydroxymethyl-benzamidine**

The title compound is prepared in analogy to 3-[4-(N-hydroxycarbamimidoyl)-2,6-dimethyl-phenyl]-propionic acid tert-butyl ester (step g) starting from 4-hydroxymethyl-benzonitrile; LC-MS: $t_R = 0.21$ min, $[M+1]^+ = 167.04$.

5 **N-Hydroxy-4-(2-hydroxy-ethyl)-benzamidine**

The title compound is prepared in analogy to 3-[4-(N-hydroxycarbamimidoyl)-2,6-dimethyl-phenyl]-propionic acid tert-butyl ester (step g) starting from 4-(2-hydroxy-ethyl)-benzonitrile; LC-MS: $t_R = 0.50^*$ min, $[M+1]^+ = 181.27$.

10 **N-Hydroxy-4-propoxy-benzamidine**

The title compound is prepared in analogy to 3-[4-(N-hydroxycarbamimidoyl)-2,6-dimethyl-phenyl]-propionic acid tert-butyl ester (step g) starting from 4-propoxy-benzonitrile; LC-MS: $t_R = 0.71^*$ min, $[M+1]^+ = 195.28$.

15 **N-Hydroxy-4-vinyl-benzamidine**

The title compound is prepared in analogy to 3-[4-(N-hydroxycarbamimidoyl)-2,6-dimethyl-phenyl]-propionic acid tert-butyl ester (step g) starting from 4-vinyl-benzonitrile; LC-MS: $t_R = 0.66^*$ min, $[M+1]^+ = 162.92$.

20 **3-Ethyl-4-hydroxy-5-methyl-benzoic acid**

a) To an ice-cold solution of H_2SO_4 (150 mL) in water (250 mL), 2-ethyl-6-methylaniline (15.0 g, 111 mmol) is added. The solution is treated with ice (150 g) before a solution of $NaNO_2$ (10.7 g, 155 mmol) in water (150 mL) and ice (50 g) is added dropwise. The mixture is stirred at $0^\circ C$ for 1 h. 50% aq. H_2SO_4 (200 mL) is added and stirring is continued at rt for
25 18 h. The mixture is extracted with DCM, the org. extracts are dried over $MgSO_4$ and evaporated. The crude product is purified by CC on silica gel eluting with heptane:EA 9:1 to give 2-ethyl-6-methyl-phenol (8.6 g) as a crimson oil; LC-MS: $t_R = 0.89$ min; 1H NMR ($CDCl_3$): δ 7.03-6.95 (m, 2H), 6.80 (t, $J = 7.6$ Hz, 1H), 4.60 (s, 1H), 2.64 (q, $J = 7.6$ Hz, 2H), 2.25 (s, 3H), 1.24 (t, $J = 7.6$ Hz, 3H).

30

b) A solution of 2-ethyl-6-methyl-phenol (8.40 g, 61.7 mmol) and hexamethylene tetraamine (12.97 g, 92.5 mmol) in acetic acid (60 mL) and water (14 mL) is heated to $115^\circ C$. The water is distilled off at $117^\circ C$ and collected with a Dean-Stark apparatus. Then the water separator is replaced by a reflux condenser and the mixture is refluxed for 3 h. The mixture
35 is cooled to rt, diluted with water (100 mL) and extracted with EA. The org. extract is washed with sat. aq. $NaHCO_3$, dried over $MgSO_4$ and evaporated. The remaining solid is

dissolved in EA and treated with heptane to initialize crystallisation. The solid material is collected and dried to give 3-ethyl-4-hydroxy-5-methyl-benzaldehyde (3.13 g) as a colourless crystalline powder, ^1H NMR (CDCl_3): δ 9.83 (s, 1H), 7.58-7.53 (m, 2H), 5.30 (s br, 1H), 2.69 (q, $J = 7.6$ Hz, 2H), 2.32 (s, 3H), 1.28 (t, $J = 7.6$ Hz, 3H).

5

c) To a solution of 3-ethyl-4-hydroxy-5-methyl-benzaldehyde (78.8 g, 0.48 mol) in DMSO (585 mL), a solution of NaH_2PO_4 dihydrate (17.3 g, 0.144 mol) in water (160 mL) is added over a period of 13 min. The mixture is stirred at rt and a solution of NaClO_2 (65.17 g, 0.577 mol) in water (160 mL) is added while the mixture is cooled with an ice-bath. The mixture is stirred for 1 h before a second portion of NaClO_2 (43.44 g, 0.480 mol) in water (100 mL) is added while the temperature is kept between 25 and 40°C with an ice-bath. The yellow suspension is stirred at rt for 24 h before it is acidified with 32% aq. HCl to pH 2-3. The mixture is extracted with TBME (250 mL), the org. extract is washed with water, and the washings are extracted back with TBME. The solvent of the combined org. extracts is evaporated to give crude 3-ethyl-4-hydroxy-5-methyl-benzoic acid (80.3 g) as a yellow solid.

10
15

4-Benzyloxy-3-ethyl-5-methyl-benzoic acid hydrazide

a) To a solution of 3-ethyl-4-hydroxy-5-methyl-benzaldehyde (34.9 g, 0.213 mol, prepared from 2-ethyl-6-methyl-phenol according to the literature cited for 3-ethyl-4,N-dihydroxy-5-methyl-benzamide) in MeCN (350 mL), K_2CO_3 (58.7 g, 0.425 mol) and benzylbromide (36.4 g, 0.213 mol) is added. The mixture is stirred at 60°C for 2 h before it is cooled to rt, diluted with water and extracted twice with EA. The org. extracts are washed with water and concentrated to give crude 4-benzyloxy-3-ethyl-5-methyl-benzaldehyde (45 g) as an orange oil. ^1H NMR (CDCl_3): δ 1.29 (t, $J = 7.5$ Hz, 3 H), 2.40 (s, 3 H), 2.77 (q, $J = 7.8$ Hz, 2 H), 4.90 (s, 2 H), 7.31-7.52 (m, 5 H), 7.62 (d, $J = 1.5$ Hz, 1 H), 7.66 (d, $J = 1.8$ Hz, 1 H), 9.94 (s, 1 H).

20
25

b) To a mixture of 4-benzyloxy-3-ethyl-5-methyl-benzaldehyde (132 g, 0.519 mol) and 2-methyl-2-butene (364 g, 5.19 mol) in tert.-butanol (1500 mL), a solution of NaH_2PO_4 dihydrate (249 g, 2.08 mol) in water (1500 mL) is added. To this mixture, NaClO_2 (187.8 g, 2.08 mol) is added in portions. The temperature of the reaction mixture is kept below 30°C, and evolution of gas is observed. Upon completion of the addition, the orange biphasic mixture is stirred well for 3 h before it is diluted with TBME (1500 mL). The org. layer is separated and washed with 20% aq. NaHS solution (1500 mL) and water (500 mL). The org. phase is then extracted three times with 0.5 N aq. NaOH (1000 mL), the aq. phase is

30
35

acidified with 25 % aq. HCl (500 mL) and extracted twice with TBME (1000 mL). These org. extracts are combined and evaporated to dryness to give 4-benzyloxy-3-ethyl-5-methyl-benzoic acid; $^1\text{H NMR}$ ($\text{D}_6\text{-DMSO}$): δ 1.17 (t, $J = 7.5$ Hz, 3 H), 2.31 (s, 3 H), 2.67 (q, $J = 7.5$ Hz, 2 H), 4.86 (s, 2 H), 7.34-7.53 (m, 5 H), 7.68 (s, 2 H), 12.70 (s, 1 H).

5

c) 4-Benzyloxy-3-ethyl-5-methyl-benzoic acid is converted to 4-benzyloxy-3-ethyl-5-methyl-benzoic acid hydrazide following step c) of the preparation of 4-allyloxy-3,5-dimethyl-benzoic acid hydrazide; LC-MS: $t_R = 0.82$ min, $[\text{M}+1]^+ = 285.44$.

10 **Methanesulfonic acid 2,2-dimethyl-[1,3]dioxan-5-yl methyl ester**

The title compound is prepared following the procedures given in B. Xu, A. Stephens, G. Kirschenheuter, A. F. Greslin, X. Cheng, J. Sennelo, M. Cattaneo, M. L. Zighetti, A. Chen, S.-A. Kim, H. S. Kim, N. Bischofberger, G. Cook, K. A. Jacobson, *J. Med. Chem.* **45** (2002) 5694-5709.

15

Example 1

rac-3-{4-[5-(2-Dimethylamino-6-methyl-pyridin-4-yl)-[1,2,4]oxadiazol-3-yl]-2-ethyl-6-methyl-phenoxy}-propane-1,2-diol

a) To a suspension of 2-dimethylamino-6-methyl-isonicotinic acid (331 mg, 1.64 mmol) in DCM (40 mL) and Hünig's base (2.85 mL, 16.4 mmol), PyBOP (1.16 g, 2.22 mmol) followed by 4-allyloxy-3-ethyl-N-hydroxy-5-methyl-benzamide (225 mg, 0.96 mmol) is added. The beige suspension is stirred at rt for 1 h before it is diluted with DCM (150 mL), washed with 1 N aq. KHSO_4 solution and brine, dried over Na_2SO_4 , filtered and concentrated. The crude product is purified by MPLC on silica gel eluting with EA to give the hydroxyamide ester intermediate; LC-MS: $t_R = 0.85$ min; $[\text{M}+1]^+ = 397.17$. This material is dissolved in dioxane (30 mL) and the resulting solution is stirred at 95°C for 16 h. The solvent is evaporated and the crude product is purified by MPLC on silica gel eluting with EA to give {4-[3-(4-allyloxy-3-ethyl-5-methyl-phenyl)-[1,2,4]oxadiazol-5-yl]-6-methyl-pyridin-2-yl}-dimethyl-amine (81 mg) as a beige resin; LC-MS: $t_R = 0.95$ min; $[\text{M}+1]^+ =$
30 379.15.

b) To a solution of {4-[3-(4-allyloxy-3-ethyl-5-methyl-phenyl)-[1,2,4]oxadiazol-5-yl]-6-methyl-pyridin-2-yl}-dimethyl-amine (81 mg, 0.193 mmol) in acetone (15 mL), a solution of 4-methylmorpholine-4-oxide hydrate (114 mg, 0.845 mmol) in water (3 mL) followed by OsO_4 (15 mg, 0.06 mmol) is added. The mixture is stirred at 45°C for 16 h before the solvent is removed in vacuo. The crude product is first purified on prep. TLC plates with DCM
35

containing 25% of methanol followed by prep. HPLC to give rac-3-{4-[5-(2-dimethylamino-6-methyl-pyridin-4-yl)-[1,2,4]oxadiazol-3-yl]-2-ethyl-6-methyl-phenoxy}-propane-1,2-diol (7 mg) as a colourless resin; LC-MS: $t_R = 0.74$ min; $[M+1]^+ = 413.20$; 1H NMR ($CDCl_3$): δ 1.33 (t, $J = 7.5$ Hz, 3 H), 2.05 (s br, 1 H), 2.41 (s, 3 H), 2.53 (s, 3 H), 2.77 (q, $J = 7.5$ Hz, 2 H), 3.20 (s, 6 H), 3.81-4.00 (m, 4 H), 4.13-4.20 (m, 1 H), 7.08 (s, 1 H), 7.16 (s, 1 H), 7.88 (s, 1 H), 7.89 (s, 1 H).

Example 2

4-{5-[2-(Ethyl-methyl-amino)-6-methyl-pyridin-4-yl]-[1,2,4]oxadiazol-3-yl}-2,6-dimethyl-phenol

a) To a cooled solution ($0^\circ C$) of 4,N-dihydroxy-3,5-dimethyl-benzamidine (1.12 g, 6.19 mmol), 2-chloro-6-methyl-isonicotinic acid (1.06 g, 6.19 mmol) and Hünig's base (1.20 g, 9.29 mmol) in DCM (30 mL), PyBOP (3.55 g, 6.81 mmol) is added. The mixture is stirred at $0^\circ C$ and is warmed to rt overnight. The white suspension is diluted with EA (200 mL), washed four times with 1 N aq. $KHSO_4$ (50 mL), dried over $MgSO_4$, filtered and concentrated to give the hydroxyamidine ester intermediate as a yellow-beige solid; LC-MS: $t_R = 0.91$ min; $[M+1]^+ = 334.01$. This material is dissolved in dioxane (60 mL) and the resulting solution is stirred at $95^\circ C$ for 4 h. The mixture is cooled and the solvent is removed in vacuo. The crude product is purified by MPLC on silica gel to give 4-[5-(2-chloro-6-methyl-pyridin-4-yl)-[1,2,4]oxadiazol-3-yl]-2,6-dimethyl-phenol (935 mg) as a yellow solid; LC-MS: $t_R = 1.03$ min; $[M+1]^+ = 316.20$.

b) To a solution of 4-[5-(2-chloro-6-methyl-pyridin-4-yl)-[1,2,4]oxadiazol-3-yl]-2,6-dimethyl-phenol (549 mg, 1.74 mmol) and Na tert.-butylate (346 mg, 3.60 mmol) in ethyl-methylamine (10 mL), Xantphos (106 mg, 0.18 mmol) and $Pd(OAc)_2$ (47 mg, 0.21 mmol) is added. The mixture is stirred in an autoclave at $80^\circ C$ for 24 h. The dark mixture is cooled to rt, diluted with EA (200 mL), washed three times with sat. aq. $NaHCO_3$ -solution, dried over $MgSO_4$, filtered and concentrated. The crude product is purified by MPLC on silica gel eluting with EA containing 20% of methanol to give 4-{5-[2-(ethyl-methyl-amino)-6-methyl-pyridin-4-yl]-[1,2,4]oxadiazol-3-yl}-2,6-dimethyl-phenol (119 mg) as a yellow solid; LC-MS: $t_R = 0.83$ min; $[M+1]^+ = 339.10$; 1H NMR (D_6 -DMSO): δ 1.12 (m, 3 H), 2.26 (s, 6 H), 2.43 (s, 3 H), 2.88-2.98 (m, 2 H), 3.07 (s, 3 H), 7.00 (s, 1 H), 7.08 (s, 1 H), 7.67 (s br, 1 H), 7.68 (s, 1 H), 8.94 (s br, 1 H).

Example 3

(R)-3-(4-{5-[2-(Ethyl-methyl-amino)-6-methyl-pyridin-4-yl]-[1,2,4]oxadiazol-3-yl}-2,6-dimethyl-phenoxy)-propane-1,2-diol

To a solution of 4-{5-[2-(ethyl-methyl-amino)-6-methyl-pyridin-4-yl]-[1,2,4]oxadiazol-3-yl}-2,6-dimethyl-phenol (55 mg, 0.163 mmol) in isopropanol (3 mL) and 3 N aq. NaOH (0.5 mL), (R)-3-chloro-1,2-propanediol (98 mg, 0.894 mmol) is added. The mixture is stirred at 65°C for 72 h before another portion of (R)-3-chloro-1,2-propanediol (98 mg, 0.894 mmol) is added. Stirring is continued at 65°C for 4 days before a third portion of (R)-3-chloro-1,2-propanediol (98 mg, 0.894 mmol) is added. After stirring for another 48 h, the mixture is diluted with EA (50 mL) and washed with 1 N aq. NaOH (10 mL) followed by brine (10 mL), dried over MgSO₄, filtered and concentrated. The crude product is purified on prep. TLC plates with DCM containing 10% of 7 N NH₃ in methanol and 5% of methanol to give (R)-3-(4-{5-[2-(ethyl-methyl-amino)-6-methyl-pyridin-4-yl]-[1,2,4]oxadiazol-3-yl}-2,6-dimethyl-phenoxy)-propane-1,2-diol (25 mg) as a yellow solid; LC-MS: t_R = 0.73 min; [M+1]⁺ = 413.14.

15

Example 4**(S)-3-(4-{5-[2-(Ethyl-methyl-amino)-6-methyl-pyridin-4-yl]-[1,2,4]oxadiazol-3-yl}-2,6-dimethyl-phenoxy)-propane-1,2-diol**

(S)-3-(4-{5-[2-(ethyl-methyl-amino)-6-methyl-pyridin-4-yl]-[1,2,4]oxadiazol-3-yl}-2,6-dimethyl-phenoxy)-propane-1,2-diol is prepared in analogy to (R)-3-(4-{5-[2-(ethyl-methyl-amino)-6-methyl-pyridin-4-yl]-[1,2,4]oxadiazol-3-yl}-2,6-dimethyl-phenoxy)-propane-1,2-diol using (S)-3-chloro-1,2-propanediol; LC-MS: t_R = 0.75 min; [M+1]⁺ = 413.18.

20

Example 5**2-Ethyl-4-{5-[2-(ethyl-methyl-amino)-6-methyl-pyridin-4-yl]-[1,2,4]oxadiazol-3-yl}-6-methyl-phenol**

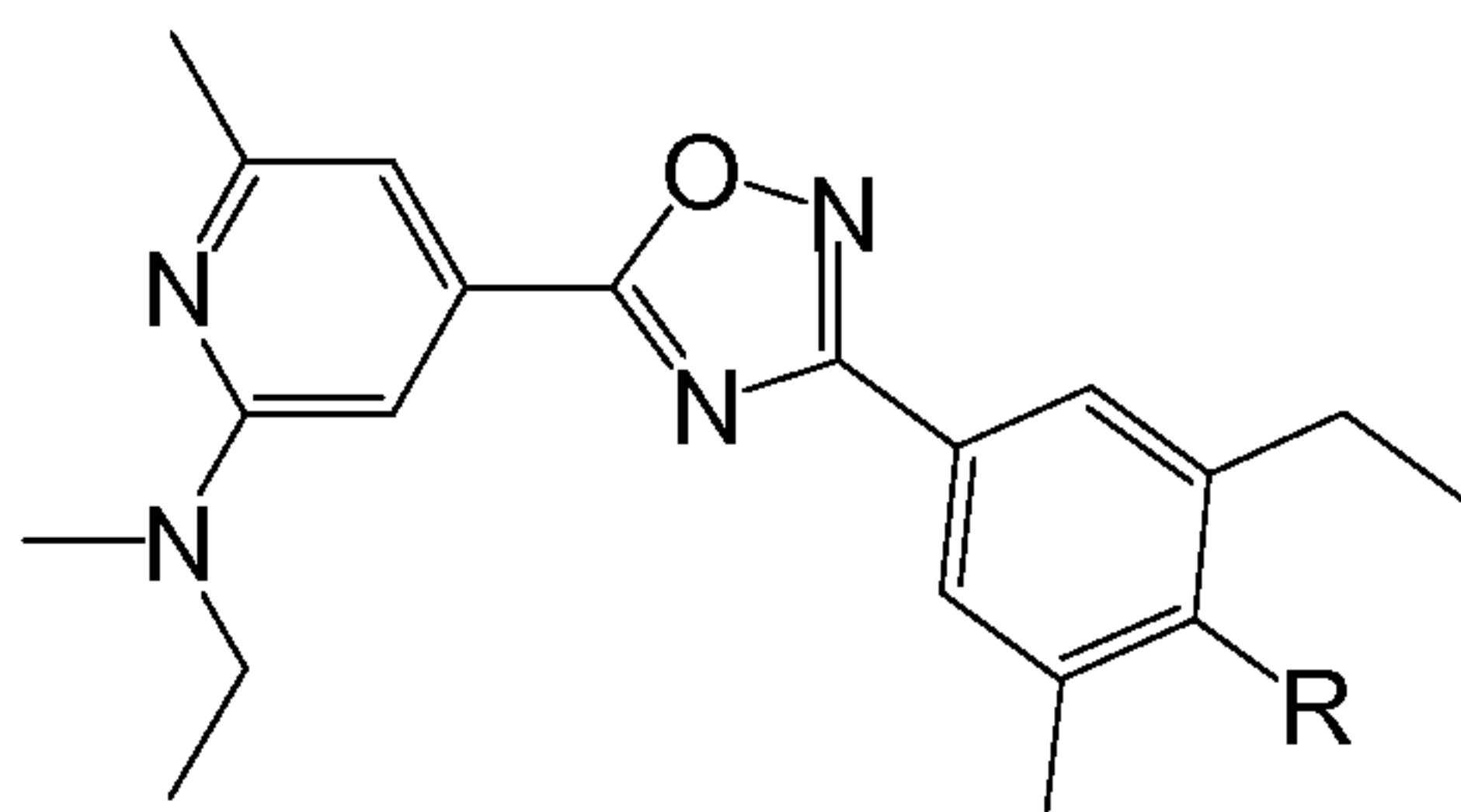
To a cooled solution (0°C) of 3-ethyl-4,N-dihydroxy-5-methyl-benzamidine (420 mg, 2.16 mmol), 2-(ethyl-methyl-amino)-6-methyl-isonicotinic acid (420 mg, 2.16 mmol) and Hünig's base (1.40 g, 10.8 mmol) in DCM (30 mL), PyBOP (1.13 g, 2.16 mmol) is added. The mixture is stirred at 0°C for 1 h. The mixture is diluted with EA (200 mL), washed three times with sat. aq. NaHCO₃-solution (50 mL), dried over MgSO₄, filtered and concentrated to give the hydroxyamidine ester intermediate as a yellow-beige solid; LC-MS: t_R = 0.74 min; [M+1]⁺ = 371.09. This material is dissolved in dioxane (60 mL) and the resulting solution is stirred at 95°C for 4 h. The mixture is cooled and the solvent is removed in vacuo. The crude product is purified by MPLC on silica gel to give 2-ethyl-4-{5-[2-(ethyl-

30

35

methyl-amino)-6-methyl-pyridin-4-yl]-[1,2,4]oxadiazol-3-yl]-6-methyl-phenol (420 mg) as a brownish solid; LC-MS: $t_R = 0.85$ min; $[M+1]^+ = 353.12$.

Examples 6 and 7



5

The following Examples are prepared starting from 2-ethyl-4-{5-[2-(ethyl-methyl-amino)-6-methyl-pyridin-4-yl]-[1,2,4]oxadiazol-3-yl]-6-methyl-phenol in analogy to previous Examples:

Example	In analogy to Example	R	LC-MS	
			t_R (min)	$[M+H]^+$
6	3		0.77	427.08
7	4		0.76	427.43

10 Example 8 (reference Example)

3-(2-Ethyl-4-{5-[2-(ethyl-methyl-amino)-6-methyl-pyridin-4-yl]-[1,2,4]oxadiazol-3-yl]-6-methyl-phenyl)-propionic acid

To a solution of 2-(ethyl-methyl-amino)-6-methyl-isonicotinic acid (106 mg, 0.459 mmol) and DIPEA (178 mg, 1.38 mmol) in DMF (2 mL) is added PyBOP (253 mg, 0.486 mmol) at 0°C. The mixture is stirred for 15 min at 0°C before 3-[2-ethyl-4-(N-hydroxycarbamimidoyl)-6-methyl-phenyl]-propionic acid tert-butyl ester (140 mg, 0.459 mmol) is added. Stirring is continued for 1 h at 0°C. The reaction mixture is diluted with water (2 mL) and sat. aq. NaHCO₃-solution and extracted three times with diethyl ether. The combined org. extracts are dried over MgSO₄, filtered and concentrated to give the crude hydroxyamidine ester intermediate; LC-MS: $t_R = 0.92$ min; $[M+1]^+ = 483.22$. This material is dissolved in dioxane

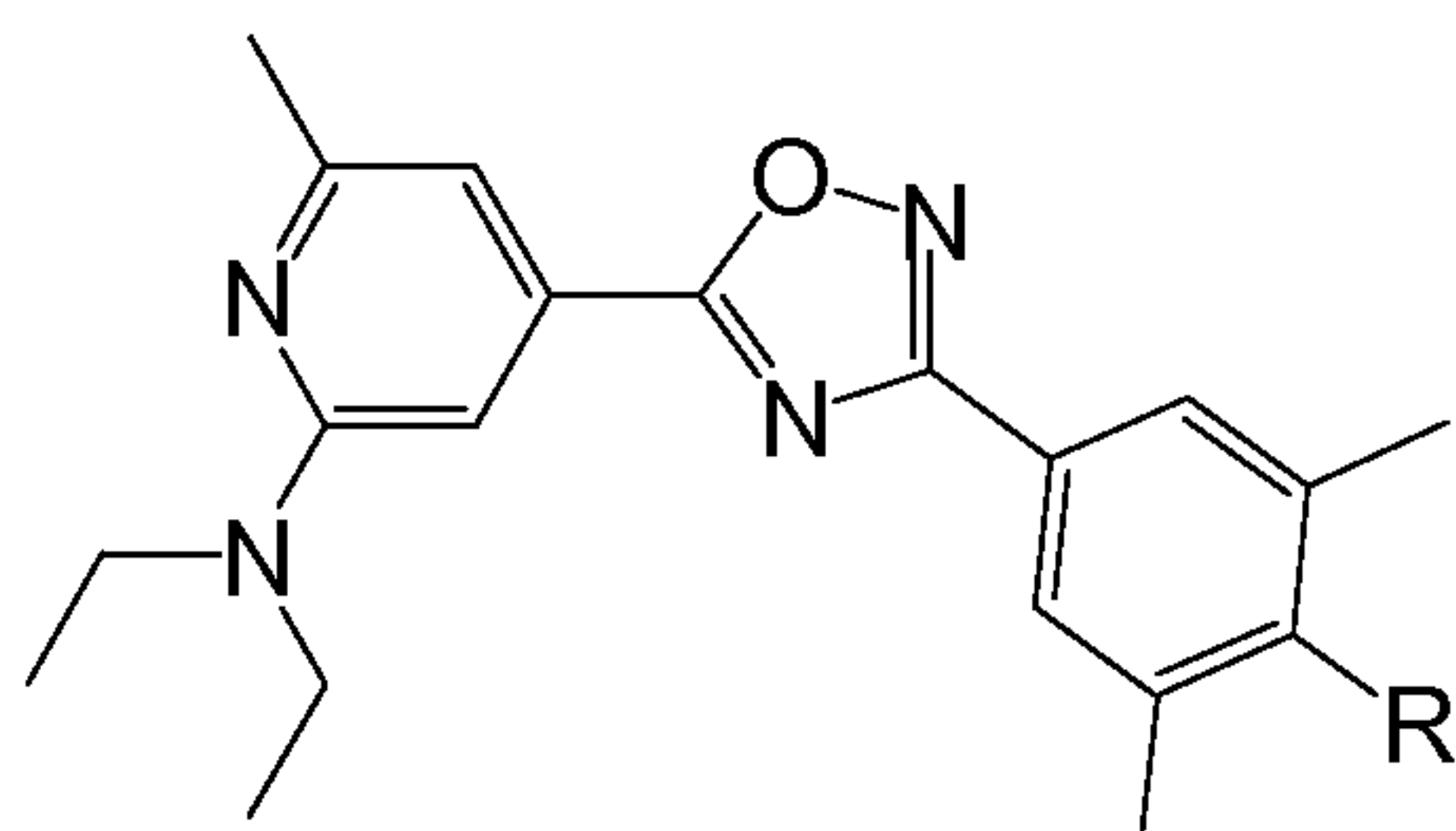
20

and then stirred at 80°C for 15 h. The solvent is removed in vacuo to give crude 3-(2-ethyl-4-{5-[2-(ethyl-methyl-amino)-6-methyl-pyridin-4-yl]-[1,2,4]oxadiazol-3-yl}-6-methyl-phenyl)-propionic acid tert-butyl ester; LC-MS: $t_R = 1.03$ min; $[M+1]^+ = 463.31$. The crude ester is dissolved in 6 N aq. HCl (10 mL) and stirred at 65°C for 18 h. The mixture is concentrated and the crude product is purified by prep. TLC using DCM containing 11% of methanol as eluent to give 3-(2-ethyl-4-{5-[2-(ethyl-methyl-amino)-6-methyl-pyridin-4-yl]-[1,2,4]oxadiazol-3-yl}-6-methyl-phenyl)-propionic acid (5 mg) as a yellow resin; LC-MS: $t_R = 0.89$ min; $[M+1]^+ = 409.19$.

10 Example 9

4-[5-(2-Diethylamino-6-methyl-pyridin-4-yl)-[1,2,4]oxadiazol-3-yl]-2,6-dimethyl-phenol (519 mg) is obtained as a beige powder in analogy to Example 5 starting from 2-diethylamino-6-methyl-isonicotinic acid (479 mg, 2.30 mmol) and 4,N-dihydroxy-3,5-dimethyl-benzamidine (435 mg, 2.42 mmol); LC-MS: $t_R = 0.86$ min; $[M+1]^+ = 353.12$.

Examples 10 and 11

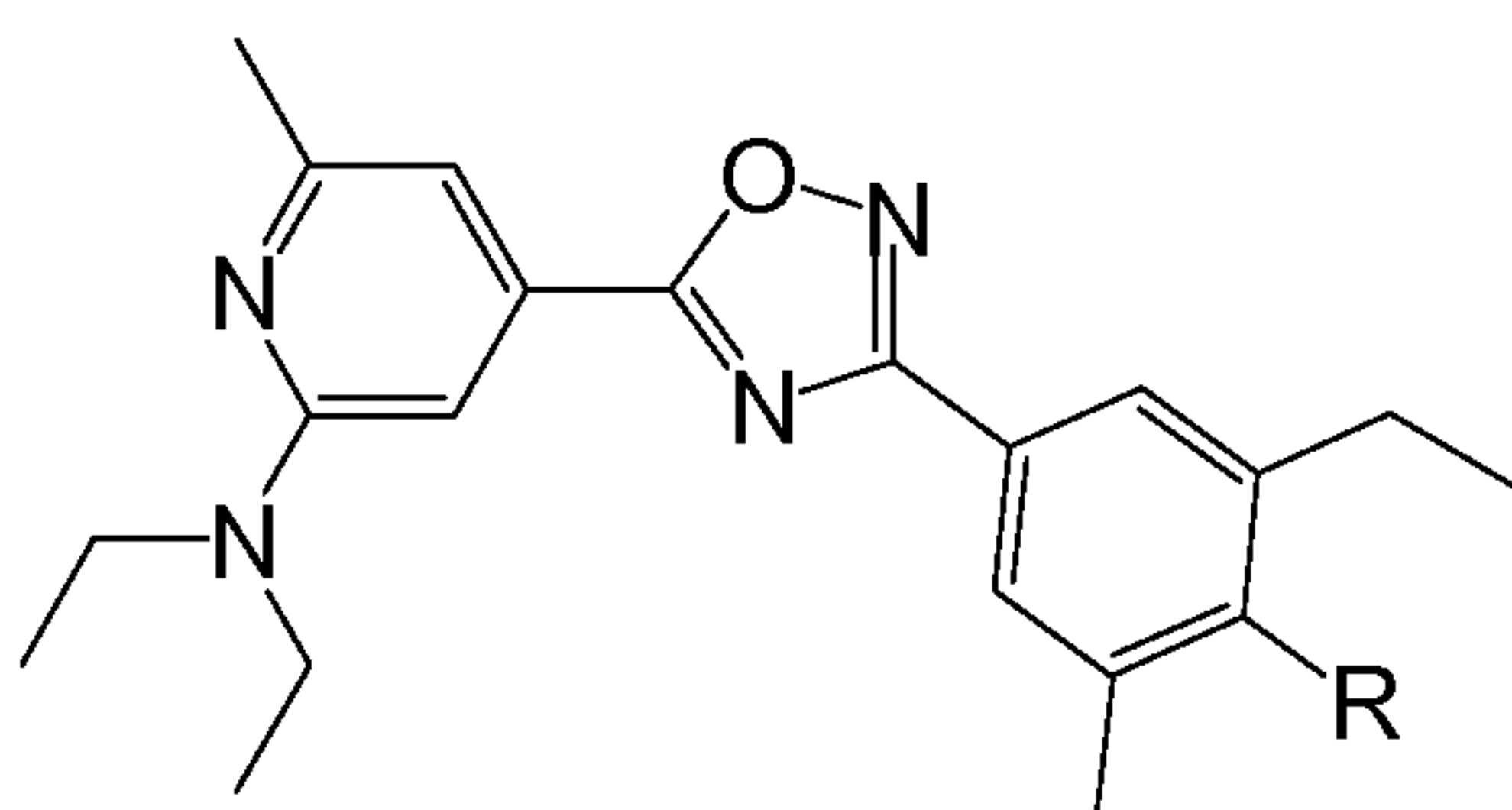


The following Examples are prepared starting from 4-[5-(2-diethylamino-6-methyl-pyridin-4-yl)-[1,2,4]oxadiazol-3-yl]-2,6-dimethyl-phenol in analogy to previous Examples:

Example	In analogy to Example	R	LC-MS	
			t_R (min)	$[M+H]^+$
10	3		0.78	427.09
11	4		0.78	427.07

Example 12**4-[5-(2-Diethylamino-6-methyl-pyridin-4-yl)-[1,2,4]oxadiazol-3-yl]-2-ethyl-6-methyl-phenol**

4-[5-(2-Diethylamino-6-methyl-pyridin-4-yl)-[1,2,4]oxadiazol-3-yl]-2-ethyl-6-methyl-phenol (309 mg) is obtained in analogy to Example 5 starting from 2-diethylamino-6-methyl-isonicotinic acid (865 mg, 4.15 mmol) and 3-ethyl-4,N-dihydroxy-5-methyl-benzamidine (962 mg, 4.91 mmol); LC-MS: $t_R = 0.87$ min; $[M+1]^+ = 367.46$.

Examples 13 and 14

10

The following Examples are prepared starting from 4-[5-(2-diethylamino-6-methyl-pyridin-4-yl)-[1,2,4]oxadiazol-3-yl]-2-ethyl-6-methyl-phenol in analogy to previous Examples:

Example	In analogy to Example	R	LC-MS	
			t_R (min)	$[M+H]^+$
13	3		0.81	441.19
14	4		0.81	441.18

Example 15**rac-3-{4-[5-(2-Diethylamino-6-methyl-pyridin-4-yl)-[1,2,4]oxadiazol-3-yl]-2-ethyl-6-methyl-phenoxy}-propane-1,2-diol**

rac-3-{4-[5-(2-Diethylamino-6-methyl-pyridin-4-yl)-[1,2,4]oxadiazol-3-yl]-2-ethyl-6-methyl-phenoxy}-propane-1,2-diol is prepared in analogy to Example 1 starting from 2-diethylamino-6-methyl-isonicotinic acid and 4-allyloxy-3-ethyl-N-hydroxy-5-methyl-benzamidine; LC-MS: $t_R = 0.81$ min; $[M+1]^+ = 441.27$; 1H NMR ($CDCl_3$): δ 1.25 (t, $J = 7.0$

20

Hz, 6 H), 1.33 (t, $J = 7.5$ Hz, 3 H), 2.41 (s, 3 H), 2.50 (s, 3 H), 2.77 (q, $J = 7.5$ Hz, 2 H), 3.63 (q, $J = 7.0$ Hz, 4 H), 3.85 (dd, $J = 11.3, 5.5$ Hz, 1 H), 3.91 (dd, $J = 11.5, 4.3$ Hz, 1 H), 3.94-3.99 (m, 2 H), 4.14-4.20 (m, 1 H), 7.01 (s, 1 H), 7.10 (s, 1 H), 7.88 (s, 1 H), 7.89 (s, 1 H).

5 Example 16

(R)-1-Amino-3-{4-[5-(2-diethylamino-6-methyl-pyridin-4-yl)-[1,2,4]oxadiazol-3-yl]-2-ethyl-6-methyl-phenoxy}-propan-2-ol

a) To a solution of 4-[5-(2-diethylamino-6-methyl-pyridin-4-yl)-[1,2,4]oxadiazol-3-yl]-2-ethyl-6-methyl-phenol (500 mg, 1.36 mmol) in isopropanol (15 mL) and 3 N aq. NaOH (6 mL),
10 (S)-epichlorohydrine (378 mg, 4.09 mmol) is added. The orange solution is stirred at rt for 24 h before another portion of (S)-epichlorohydrine is added. Stirring is continued for 24 h, the mixture is diluted with EA, washed with sat. aq. NaHCO₃-solution, dried over MgSO₄, filtered and concentrated. The crude product is purified by CC on silica gel eluting with heptane:EA 4:1 to give diethyl-{4-[3-((R)-3-ethyl-5-methyl-4-oxiranylmethoxy-phenyl)-
15 [1,2,4]oxadiazol-5-yl]-6-methyl-pyridin-2-yl}-amine (430 mg) as a yellow oil; LC-MS: $t_R = 0.96$ min; $[M+1]^+ = 423.21$.

b) The above epoxide is dissolved in 7 N NH₃ in methanol (20 mL) and the solution is stirred at 45°C for 18 h. The solvent is evaporated and the crude product is purified by CC
20 on silica gel eluting with DCM containing 5% of 7 N NH₃ in methanol to give (R)-1-amino-3-{4-[5-(2-diethylamino-6-methyl-pyridin-4-yl)-[1,2,4]oxadiazol-3-yl]-2-ethyl-6-methyl-phenoxy}-propan-2-ol (310 mg) as a yellow oil; LC-MS: $t_R = 0.71$ min; $[M+1]^+ = 440.26$.

Example 17

25 N-(3-{4-[5-(2-Diethylamino-6-methyl-pyridin-4-yl)-[1,2,4]oxadiazol-3-yl]-2-ethyl-6-methyl-phenoxy}-(R)-2-hydroxy-propyl)-2-hydroxy-acetamide

To a solution of (R)-1-amino-3-{4-[5-(2-diethylamino-6-methyl-pyridin-4-yl)-[1,2,4]oxadiazol-3-yl]-2-ethyl-6-methyl-phenoxy}-propan-2-ol (310 mg, 0.705 mmol), glycolic acid (59 mg, 0.776 mmol) and HOBt (114 mg, 0.846 mmol), EDC hydrochloride (149 mg, 0.776 mmol) is
30 added. The mixture is stirred at rt for 1 h before it is diluted with sat. aq. NaHCO₃ and extracted twice with EA. The combined org. extracts are dried over MgSO₄, filtered and concentrated. The crude product is purified on prep. TLC plates with DCM containing 12% of methanol to give N-(3-{4-[5-(2-diethylamino-6-methyl-pyridin-4-yl)-[1,2,4]oxadiazol-3-yl]-2-ethyl-6-methyl-phenoxy}-(R)-2-hydroxy-propyl)-2-hydroxy-acetamide (296 mg) as an off-
35 white powder; LC-MS: $t_R = 0.78$ min; $[M+1]^+ = 498.19$.

Example 18**(S)-1-Amino-3-{4-[5-(2-diethylamino-6-methyl-pyridin-4-yl)-[1,2,4]oxadiazol-3-yl]-2-ethyl-6-methyl-phenoxy}-propan-2-ol**

a) To a solution of 4-[5-(2-diethylamino-6-methyl-pyridin-4-yl)-[1,2,4]oxadiazol-3-yl]-2-ethyl-6-methyl-phenol (110 mg, 0.30 mmol) in THF (9 mL), PPh₃ (150 mg, 0.57 mmol) and (R)-glycidol (42 mg, 0.57 mmol) are added. The mixture is cooled to 0°C before DEAD (248 mg, 0.57 mmol) is added. The mixture stirred for 1 h and is warmed to rt. The solvent is evaporated and the crude product is purified by CC on silica gel eluting with heptane:EA 7:3 to give diethyl-{4-[3-((S)-3-ethyl-5-methyl-4-oxiranylmethoxy-phenyl)-[1,2,4]oxadiazol-5-yl]-6-methyl-pyridin-2-yl}-amine (119 mg) as a yellow oil; LC-MS: t_R = 0.95 min; [M+1]⁺ = 423.21.

b) The above epoxide is dissolved in 7 N NH₃ in methanol (20 mL) and the solution is stirred at 45°C for 18 h. The solvent is evaporated to give crude (S)-1-amino-3-{4-[5-(2-diethylamino-6-methyl-pyridin-4-yl)-[1,2,4]oxadiazol-3-yl]-2-ethyl-6-methyl-phenoxy}-propan-2-ol (129 mg) as a yellow oil; LC-MS: t_R = 0.71 min; [M+1]⁺ = 440.30.

Example 19**N-(3-{4-[5-(2-Diethylamino-6-methyl-pyridin-4-yl)-[1,2,4]oxadiazol-3-yl]-2-ethyl-6-methyl-phenoxy}-(S)-2-hydroxy-propyl)-2-hydroxy-acetamide**

N-(3-{4-[5-(2-Diethylamino-6-methyl-pyridin-4-yl)-[1,2,4]oxadiazol-3-yl]-2-ethyl-6-methyl-phenoxy}-(S)-2-hydroxy-propyl)-2-hydroxy-acetamide is prepared in analogy to N-(3-{4-[5-(2-diethylamino-6-methyl-pyridin-4-yl)-[1,2,4]oxadiazol-3-yl]-2-ethyl-6-methyl-phenoxy}-(R)-2-hydroxy-propyl)-2-hydroxy-acetamide starting from (S)-1-amino-3-{4-[5-(2-diethylamino-6-methyl-pyridin-4-yl)-[1,2,4]oxadiazol-3-yl]-2-ethyl-6-methyl-phenoxy}-propan-2-ol; LC-MS: t_R = 0.78 min; [M+1]⁺ = 498.20; ¹H NMR (CDCl₃): δ 1.24 (t, J = 7.0 Hz, 6 H), 1.32 (t, J = 7.3 Hz, 3 H), 2.39 (s, 3 H), 2.49 (s, 3 H), 2.75 (q, J = 7.5 Hz, 2 H), 2.83 (s br, 1 H), 3.44 (s br, 1 H), 3.48-3.57 (m, 1 H), 3.62 (q, J = 6.8 Hz, 4 H), 3.75-3.94 (m, 3 H), 4.17-4.25 (m, 3 H), 7.00 (s, 1 H), 7.05 (t, J = 4.5 Hz, 1 H), 7.09 (s, 1 H), 7.87 (s, 1 H), 7.88 (s, 1 H).

Example 20**rac-3-{4-[5-(2-Diethylamino-6-ethyl-pyridin-4-yl)-[1,2,4]oxadiazol-3-yl]-2-ethyl-6-methyl-phenoxy}-propane-1,2-diol**

rac-3-{4-[5-(2-Diethylamino-6-ethyl-pyridin-4-yl)-[1,2,4]oxadiazol-3-yl]-2-ethyl-6-methyl-phenoxy}-propane-1,2-diol is prepared in analogy to Example 1 starting from 2-diethylamino-6-ethyl-isonicotinic acid and 4-allyloxy-3-ethyl-N-hydroxy-5-methyl-

benzamidine; LC-MS: $t_R = 0.86$ min; $[M+1]^+ = 455.30$; 1H NMR ($CDCl_3$): δ 1.25 (t, $J = 7.0$ Hz, 6 H), 1.33 (q, $J = 7.3$ Hz, 6 H), 2.40 (s, 3 H), 2.77 (q, $J = 7.5$ Hz, 4 H), 3.63 (q, $J = 7.0$ Hz, 4 H), 3.84 (dd, $J = 11.3, 5.5$ Hz, 1 H), 3.88-3.99 (m, 3 H), 4.14-4.20 (m, 1 H), 7.01 (s, 1 H), 7.10 (s, 1 H), 7.88 (s, 1 H), 7.89 (s, 1 H).

5

Example 21**4-{5-[2-(Isopropyl-methyl-amino)-6-methyl-pyridin-4-yl]-[1,2,4]oxadiazol-3-yl}-2,6-dimethyl-phenol**

4-{5-[2-(Isopropyl-methyl-amino)-6-methyl-pyridin-4-yl]-[1,2,4]oxadiazol-3-yl}-2,6-dimethyl-phenol is prepared in analogy to Example 2 using isopropylmethylamine; LC-MS: $t_R = 0.86$ min; $[M+1]^+ = 353.12$.

Example 22**(S)-3-(4-{5-[2-(Isopropyl-methyl-amino)-6-methyl-pyridin-4-yl]-[1,2,4]oxadiazol-3-yl}-2,6-dimethyl-phenoxy)-propane-1,2-diol**

(S)-3-(4-{5-[2-(Isopropyl-methyl-amino)-6-methyl-pyridin-4-yl]-[1,2,4]oxadiazol-3-yl}-2,6-dimethyl-phenoxy)-propane-1,2-diol is prepared in analogy to Example 3 from 4-{5-[2-(isopropyl-methyl-amino)-6-methyl-pyridin-4-yl]-[1,2,4]oxadiazol-3-yl}-2,6-dimethyl-phenol using (S)-3-chloro-1,2-propanediol; LC-MS: $t_R = 0.78$ min; $[M+1]^+ = 427.08$.

20

Example 23**2-Ethyl-4-{5-[2-(isopropyl-methyl-amino)-6-methyl-pyridin-4-yl]-[1,2,4]oxadiazol-3-yl}-6-methyl-phenol**

2-Ethyl-4-{5-[2-(isopropyl-methyl-amino)-6-methyl-pyridin-4-yl]-[1,2,4]oxadiazol-3-yl}-6-methyl-phenol is obtained as a yellow crystalline solid in analogy to Example 5 starting from 2-(isopropyl-methyl-amino)-6-methyl-isonicotinic acid and 3-ethyl-4,N-dihydroxy-5-methyl-benzamidine; LC-MS: $t_R = 0.88$ min; $[M+1]^+ = 367.49$.

Example 24**(S)-3-(2-Ethyl-4-{5-[2-(isopropyl-methyl-amino)-6-methyl-pyridin-4-yl]-[1,2,4]oxadiazol-3-yl}-6-methyl-phenoxy)-propane-1,2-diol**

(S)-3-(2-Ethyl-4-{5-[2-(isopropyl-methyl-amino)-6-methyl-pyridin-4-yl]-[1,2,4]oxadiazol-3-yl}-6-methyl-phenoxy)-propane-1,2-diol is prepared from 2-ethyl-4-{5-[2-(isopropyl-methyl-amino)-6-methyl-pyridin-4-yl]-[1,2,4]oxadiazol-3-yl}-6-methyl-phenol and (S)-3-chloro-1,2-propanediol in analogy to Example 3; LC-MS: $t_R = 1.07$ min; $[M+1]^+ = 441.37$; 1H NMR ($CDCl_3$): δ 1.24 (d, $J = 6.5$ Hz, 6 H), 1.33 (t, $J = 7.5$ Hz, 3 H), 2.05 (t, $J = 5.1$ Hz, 1H), 2.41

35

(s, 3 H), 2.51 (s, 3 H), 2.73 (d, $J = 5.5$ Hz, 1 H), 2.78 (q, $J = 7.5$ Hz, 2 H), 2.97 (s, 3 H), 3.81-4.00 (m, 4 H), 4.12-4.21 (m, 1 H), 4.95-5.05 (m, 1 H), 7.06 (s, 1 H), 7.13 (s, 1 H), 7.88 (s, 1 H), 7.89 (s, 1 H).

5 **Example 25 (reference Example)**

3-(2-Ethyl-4-{5-[2-(isopropyl-methyl-amino)-6-methyl-pyridin-4-yl]-[1,2,4]oxadiazol-3-yl}-6-methyl-phenyl)-propionic acid

3-(2-Ethyl-4-{5-[2-(isopropyl-methyl-amino)-6-methyl-pyridin-4-yl]-[1,2,4]oxadiazol-3-yl}-6-methyl-phenyl)-propionic acid (85 mg) is obtained as a pale yellow solid starting from 2-
10 (isopropyl-methyl-amino)-6-methyl-isonicotinic acid (102 mg, 0.416 mmol) and 3-[2-ethyl-4-(N-hydroxycarbamimidoyl)-6-methyl-phenyl]-propionic acid tert-butyl ester (128 mg, 0.416 mmol) in analogy to Example 8; LC-MS: $t_R = 0.88$ min; $[M+1]^+ = 423.20$; 1H NMR ($CDCl_3$): δ 1.15-1.26 (m, 9 H), 2.34-2.44 (m, 5 H), 2.55 (s, 3 H), 2.68-2.77 (m, 2 H), 2.90-2.97 (m, 2 H), 3.02 (s, 3 H), 4.82-4.94 (m, 1 H), 7.22 (s, 1 H), 7.33 (s, 1 H), 7.74 (s, 2 H).

15

Example 26

3-[3-(2-Ethyl-4-{5-[2-(isopropyl-methyl-amino)-6-methyl-pyridin-4-yl]-[1,2,4]oxadiazol-3-yl}-6-methyl-phenyl)-propionylamino]-propionic acid

To a solution of 3-(2-ethyl-4-{5-[2-(isopropyl-methyl-amino)-6-methyl-pyridin-4-yl]-[1,2,4]oxadiazol-3-yl}-6-methyl-phenyl)-propionic acid (43 mg, 0.101 mmol) and DIPEA (40
20 mg, 0.304 mmol) in DMF (3 mL) is added PyBOP (58 mg, 0.111 mmol) at 0°C. The mixture is stirred for 15 min at 0°C before β -alanine tert.-butyl ester (20 mg, 0.111 mmol) is added and stirring is continued for 1 h at 0°C. The reaction is quenched with 2 mL water, and the mixture is diluted in sat. aq. $NaHCO_3$ -solution, and extracted three times with
25 diethyl ether. The combined org. extracts are dried over $MgSO_4$, filtered and dried to give crude 3-[3-(2-ethyl-4-{5-[2-(isopropyl-methyl-amino)-6-methyl-pyridin-4-yl]-[1,2,4]oxadiazol-3-yl}-6-methyl-phenyl)-propionylamino]-propionic acid tert-butyl ester (46 mg). This material is dissolved in 4 N HCl in dioxane (5 mL) and the mixture is stirred at rt for 18 h. The solvent is evaporated and the crude product is purified on prep. TLC plates with DCM
30 containing 18% of 7 N NH_3 in methanol to give 3-[3-(2-ethyl-4-{5-[2-(isopropyl-methyl-amino)-6-methyl-pyridin-4-yl]-[1,2,4]oxadiazol-3-yl}-6-methyl-phenyl)-propionylamino]-propionic acid (37 mg) as a yellow solid; LC-MS: $t_R = 0.86$ min; $[M+1]^+ = 494.24$.

Example 27

35 **N-(2-Amino-ethyl)-3-(2-ethyl-4-{5-[2-(isopropyl-methyl-amino)-6-methyl-pyridin-4-yl]-[1,2,4]oxadiazol-3-yl}-6-methyl-phenyl)-propionamide**

To a solution of 3-(2-ethyl-4-{5-[2-(isopropyl-methyl-amino)-6-methyl-pyridin-4-yl]-[1,2,4]oxadiazol-3-yl}-6-methyl-phenyl)-propionic acid (41 mg, 0.097 mmol) and DIPEA (38 mg, 0.291 mmol) in DMF (3 mL) is added PyBOP (56 mg, 0.107 mmol) at 0°C. The mixture is stirred for 15 min at 0°C before N-BOC-ethylenediamine (17 mg, 0.107 mmol) is added and stirring is continued for 1 h at 0°C. The reaction is quenched with 2 mL water, and the mixture is diluted in sat. aq. NaHCO₃-solution, and extracted three times with diehtyl ether. The combined org. extracts are dried over MgSO₄, filtered and dried to give crude {2-[3-(2-ethyl-4-{5-[2-(isopropyl-methyl-amino)-6-methyl-pyridin-4-yl]-[1,2,4]oxadiazol-3-yl}-6-methyl-phenyl)-propionylamino]-ethyl}-carbamic acid tert-butyl ester (44 mg). This material is dissolved in 4 N HCl in dioxane (5 mL) and the mixture is stirred at rt for 18 h. The solvent is evaporated and the crude product is purified on prep. TLC plates with DCM containing 6% of 7 N NH₃ in methanol to give N-(2-amino-ethyl)-3-(2-ethyl-4-{5-[2-(isopropyl-methyl-amino)-6-methyl-pyridin-4-yl]-[1,2,4]oxadiazol-3-yl}-6-methyl-phenyl)-propionamide (23 mg) as a yellow solid; LC-MS: t_R = 0.72 min; [M+1]⁺ = 465.32.

15

Example 28**rac-3-(2-Ethyl-4-{5-[2-ethyl-6-(isopropyl-methyl-amino)-pyridin-4-yl]-[1,2,4]oxadiazol-3-yl}-6-methyl-phenoxy)-propane-1,2-diol**

rac-3-(2-Ethyl-4-{5-[2-ethyl-6-(isopropyl-methyl-amino)-pyridin-4-yl]-[1,2,4]oxadiazol-3-yl}-6-methyl-phenoxy)-propane-1,2-diol is prepared in analogy to Example 1 starting from 2-ethyl-6-(isopropyl-methyl-amino)-isonicotinic acid and 4-allyloxy-3-ethyl-N-hydroxy-5-methyl-benzamidine; LC-MS: t_R = 0.85 min; [M+1]⁺ = 455.25.

20

Example 29

rac-3-{2,6-Dimethyl-4-[5-(2-methyl-6-pyrrolidin-1-yl-pyridin-4-yl)-[1,2,4]oxadiazol-3-yl]-phenoxy}-propane-1,2-diol

rac-3-{2,6-Dimethyl-4-[5-(2-methyl-6-pyrrolidin-1-yl-pyridin-4-yl)-[1,2,4]oxadiazol-3-yl]-phenoxy}-propane-1,2-diol is prepared in analogy to Example 1 starting from 2-methyl-6-pyrrolidin-1-yl-isonicotinic acid and 4-allyloxy-N-hydroxy-3,5-dimethyl-benzamidine; LC-MS: t_R = 0.74 min; [M+1]⁺ = 425.25; ¹H NMR δ 1.92-2.02 (m, 4 H), 2.35 (s, 6 H), 2.43 (s, 3 H), 3.42-3.54 (m, 6 H), 3.71-3.79 (m, 1 H), 3.79-3.90 (m, 2 H), 4.64 (t, J = 5.5 Hz, 1 H), 4.96 (d, J = 5.0 Hz, 1 H), 6.86 (s, 1 H), 7.08 (s, 1 H), 7.77 (s, 2 H).

30

Example 30

rac-3-{2-Ethyl-6-methyl-4-[5-(2-methyl-6-pyrrolidin-1-yl-pyridin-4-yl)-[1,2,4]oxadiazol-3-yl]-phenoxy}-propane-1,2-diol

35

rac-3-{2-Ethyl-6-methyl-4-[5-(2-methyl-6-pyrrolidin-1-yl-pyridin-4-yl)-[1,2,4]oxadiazol-3-yl]-phenoxy}-propane-1,2-diol is prepared in analogy to Example 1 starting from 2-methyl-6-pyrrolidin-1-yl-isonicotinic acid and 4-allyloxy-3-ethyl-N-hydroxy-5-methyl-benzamidine; LC-MS: $t_R = 0.77$ min; $[M+1]^+ = 439.24$; 1H NMR (D_6 -DMSO): δ 1.22 (t, $J = 7.5$ Hz, 3 H), 1.94-2.02 (tm, 4 H), 2.36 (s, 3 H), 2.43 (s, 3 H), 2.75 (q, $J = 7.5$ Hz, 2 H), 3.43-3.53 (m, 6 H), 3.71-3.79 (m, 1 H), 3.80-3.89 (m, 2 H), 4.64 (t, $J = 5.5$ Hz, 1 H), 4.97 (d, $J = 5.0$ Hz, 1 H), 6.86 (s, 1 H), 7.08 (s, 1 H), 7.78 (s, 2 H).

Example 31

10 **rac-3-{4-[5-(2-Dimethylamino-6-ethyl-pyridin-4-yl)-[1,2,4]oxadiazol-3-yl]-2-ethyl-6-methyl-phenoxy}-propane-1,2-diol**

rac-3-{4-[5-(2-Dimethylamino-6-ethyl-pyridin-4-yl)-[1,2,4]oxadiazol-3-yl]-2-ethyl-6-methyl-phenoxy}-propane-1,2-diol is prepared in analogy to Example 1 starting from 2-dimethylamino-6-ethyl-isonicotinic acid and 4-allyloxy-3-ethyl-N-hydroxy-5-methyl-benzamidine; LC-MS: $t_R = 0.79$ min; $[M+1]^+ = 427.16$.

Example 32

rac-N-(3-{4-[5-(2-Dimethylamino-6-ethyl-pyridin-4-yl)-[1,2,4]oxadiazol-3-yl]-2-ethyl-6-methyl-phenoxy}-2-hydroxy-propyl)-2-hydroxy-acetamide

20 To a solution of rac-3-{4-[5-(2-dimethylamino-6-ethyl-pyridin-4-yl)-[1,2,4]oxadiazol-3-yl]-2-ethyl-6-methyl-phenoxy}-propane-1,2-diol (78 mg, 0.183 mmol) and DIPEA (47 mg, 0.365 mmol) in THF (5 mL) is added methanesulfonylchloride (23 mg, 0.201 mmol) at 0°C. The mixture is stirred at 0°C for 3 h (Mesylate: LC-MS: $t_R = 0.88$ min; $[M+1]^+ = 505.12$) before it is added to 7 N NH_3 in methanol (10 mL). The mixture is stirred at 65°C for 16 h. The solvent is removed in vacuo and the crude product is purified on prep. TLC plates with DCM containing 5% of methanol and 10% of 7 N NH_3 in methanol to give rac-1-amino-3-{4-[5-(2-dimethylamino-6-ethyl-pyridin-4-yl)-[1,2,4]oxadiazol-3-yl]-2-ethyl-6-methyl-phenoxy}-propan-2-ol as a yellow resin. This material is dissolved in DCM and to the solution glycolic acid (29 mg, 0.375 mmol) and DIPEA (70 mg, 0.540 mmol) is added. The mixture is cooled to 0°C before TBTU (71 mg, 0.221 mmol) is added. The mixture is stirred at 0°C for 1 h before it is diluted with EA (100 mL), washed twice with sat. aq. $NaHCO_3$ -solution (25 mL), dried over Na_2SO_4 , filtered and concentrated. The crude product is purified on prep. TLC plates with heptane:EA 7:3 to give rac-N-(3-{4-[5-(2-dimethylamino-6-ethyl-pyridin-4-yl)-[1,2,4]oxadiazol-3-yl]-2-ethyl-6-methyl-phenoxy}-2-hydroxy-propyl)-2-hydroxy-acetamide (32 mg) as a yellow resin; LC-MS: $t_R = 0.76$ min; $[M+1]^+ = 484.19$.

Example 33**rac-3-{4-[5-(2-Dimethylamino-6-isobutyl-pyridin-4-yl)-[1,2,4]oxadiazol-3-yl]-2-ethyl-6-methyl-phenoxy}-propane-1,2-diol**

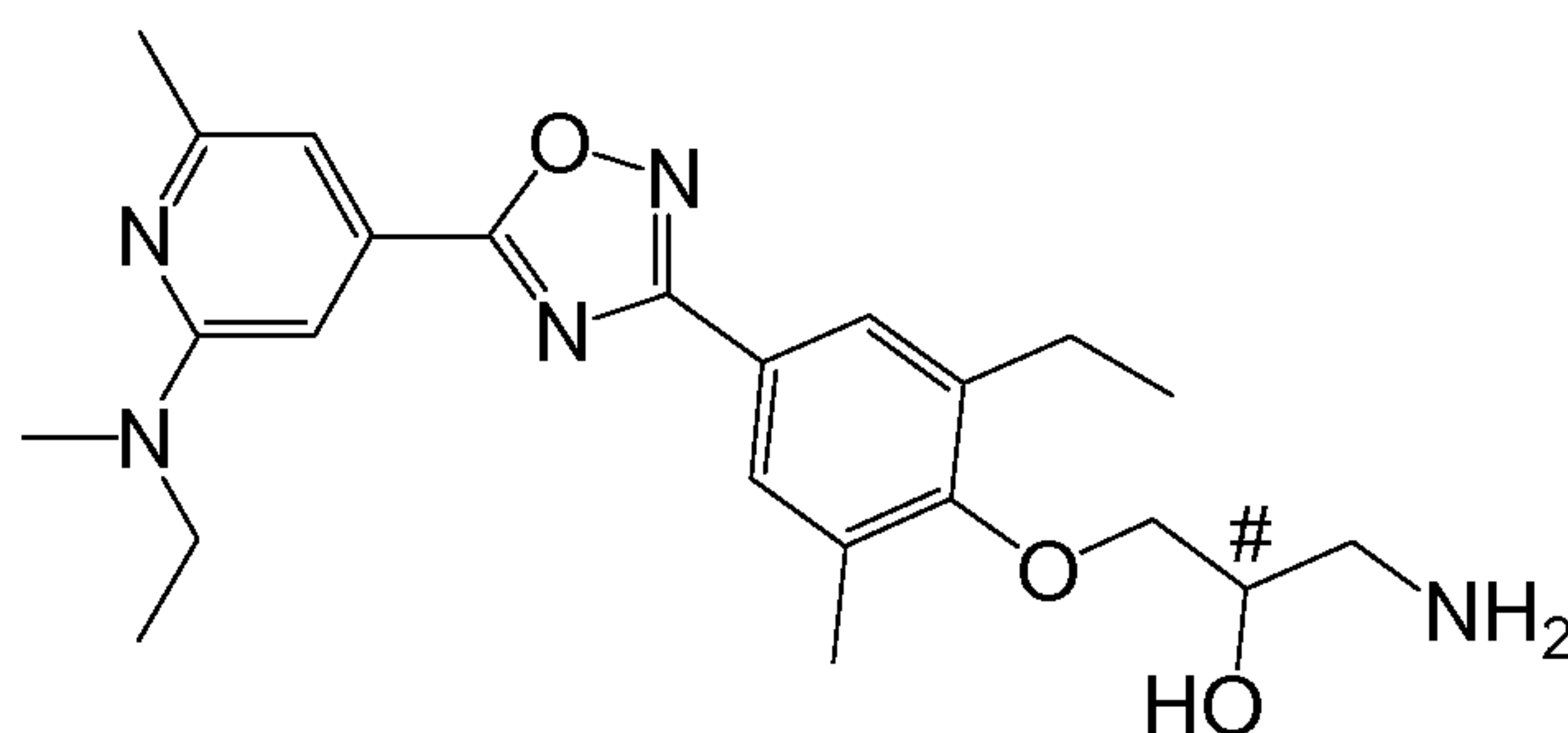
rac-3-{4-[5-(2-Dimethylamino-6-isobutyl-pyridin-4-yl)-[1,2,4]oxadiazol-3-yl]-2-ethyl-6-methyl-phenoxy}-propane-1,2-diol is prepared in analogy to Example 1 from 2-dimethylamino-6-isobutyl-isonicotinic acid and 4-allyloxy-3-ethyl-N-hydroxy-5-methyl-benzamidine; LC-MS: $t_R = 0.86$ min; $[M+1]^+ = 455.22$.

Example 34

10 **rac-3-(2-Ethyl-4-{5-[2-(isobutyl-methyl-amino)-6-methyl-pyridin-4-yl]-[1,2,4]oxadiazol-3-yl}-6-methyl-phenoxy)-propane-1,2-diol**

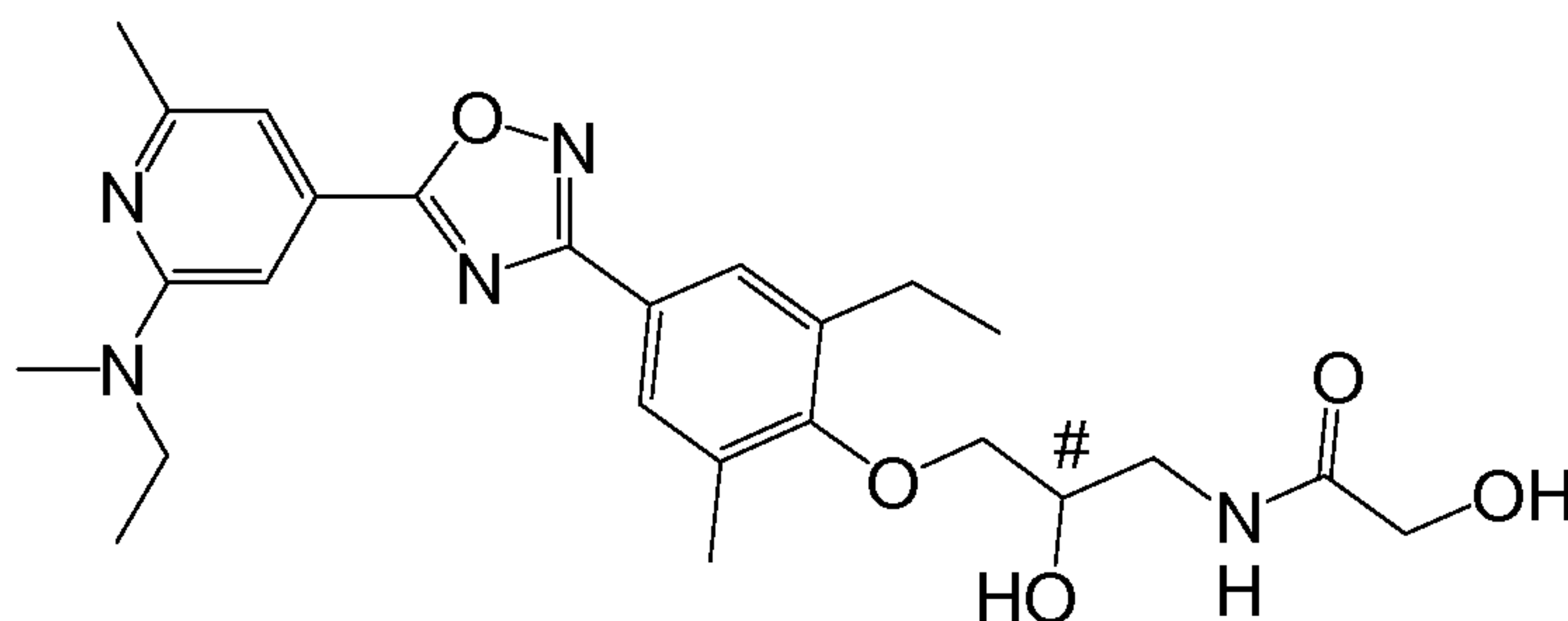
rac-3-(2-Ethyl-4-{5-[2-(isobutyl-methyl-amino)-6-methyl-pyridin-4-yl]-[1,2,4]oxadiazol-3-yl}-6-methyl-phenoxy)-propane-1,2-diol is prepared in analogy to Example 1 from 2-(isobutyl-methyl-amino)-6-methyl-isonicotinic acid and 4-allyloxy-3-ethyl-N-hydroxy-5-methyl-benzamidine; LC-MS: $t_R = 0.85$ min; $[M+1]^+ = 455.26$; 1H NMR ($CDCl_3$): δ 0.96 (d, $J = 6.8$ Hz, 6 H), 1.32 (t, $J = 7.5$ Hz, 3 H), 2.08-2.19 (m, 1 H), 2.41 (s, 3 H), 2.50 (s, 3 H), 2.77 (q, $J = 7.5$ Hz, 2 H) 3.17 (s, 3 H), 3.45 (d, $J = 7.3$ Hz, 2 H), 3.82-3.97 (m, 4 H), 4.13-4.20 (m, 1 H), 7.02 (s, 1 H), 7.12 (s, 1 H), 7.87 (s, 1 H), 7.88 (s, 1 H).

20 **Examples 35 and 36**



The following Examples are prepared starting from Example 5 in analogy to the procedure given in Example 16.

Example	# Chirality	LC-MS*	
		t_R (min)	$[M+H]^+$
35	R	1.48	425.87
36	S	1.40	425.85

Examples 37 and 38

The following Examples are prepared starting in analogy to the procedure given in Example 17 starting from previous Examples.

Example	starting from Example	# Chirality	LC-MS*	
			t _R (min)	[M+H] ⁺
37	35	R	0.95	484.11
38	36	S	0.95	484.07

5

Example 37

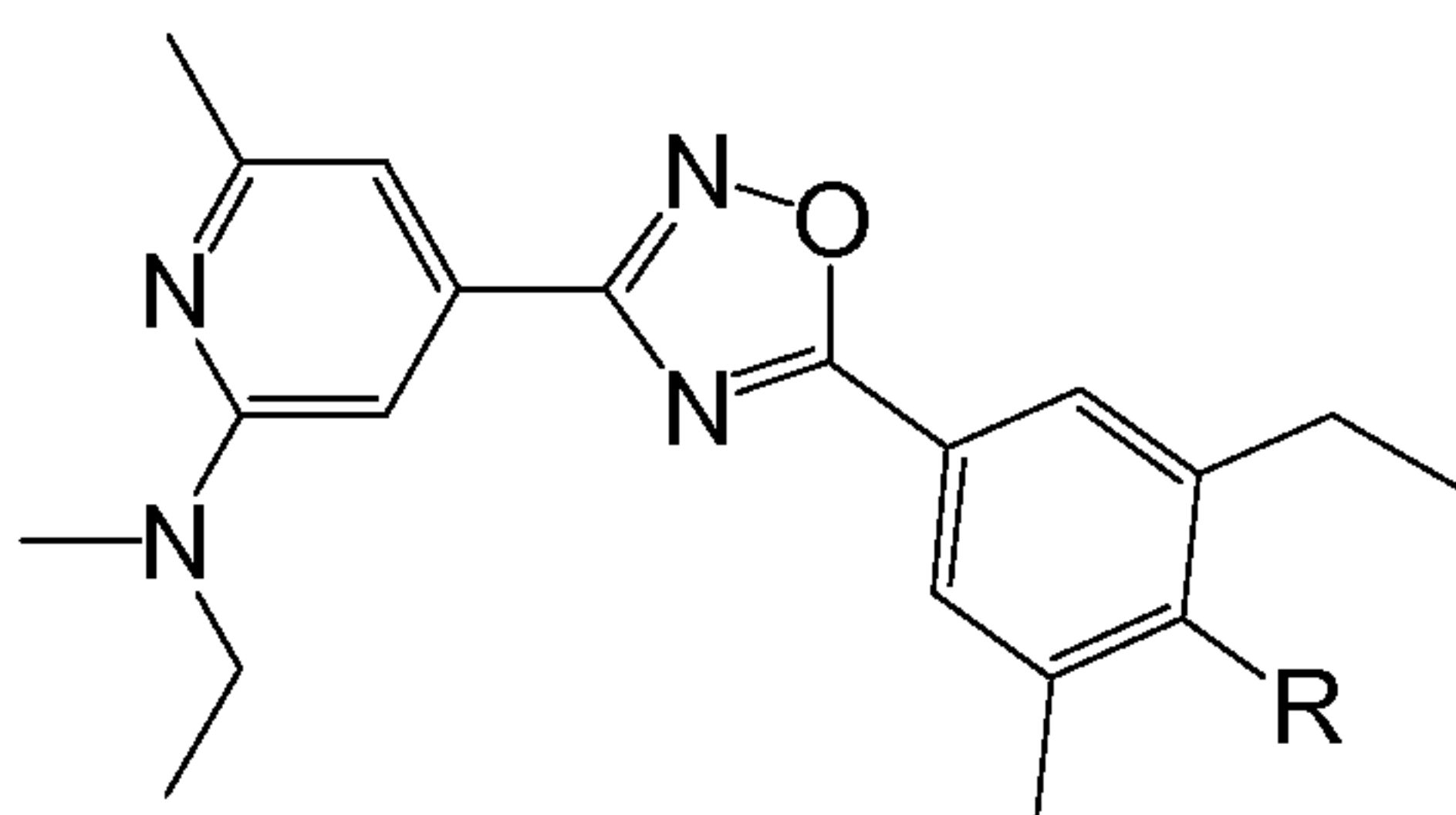
¹H NMR (CDCl₃): δ 1.20 (t, *J* = 7.0 Hz, 3 H), 1.29 (t, *J* = 7.5 Hz, 3 H), 2.35 (s, 3 H), 2.48 (s, 3 H), 2.71 (q, *J* = 7.3 Hz, 2 H), 3.11 (s, 3 H), 3.45-3.54 (m, 1 H), 3.66 (q, *J* = 7.0 Hz, 2 H), 3.71-3.89 (m, 3 H), 4.13-4.22 (m, 3 H), 6.98 (s, 1 H), 7.07 (s, 1 H), 7.39 (t, *J* = 5.8 Hz, 1 H), 7.80 (s, 1 H), 7.83 (s, 1 H).

10

Example 39**2-Ethyl-4-{3-[2-(ethyl-methyl-amino)-6-methyl-pyridin-4-yl]-[1,2,4]oxadiazol-5-yl}-6-methyl-phenol**

The title compound is obtained as a yellow oil (267 mg) from 3-ethyl-4-hydroxy-5-methylbenzoic acid (260 mg, 1.44 mmol) and 2-(ethyl-methyl-amino)-N-hydroxy-6-methylisonicotinamide (305 mg, 1.46 mmol) in analogy to the procedure given in Example 5; LC-MS: t_R = 0.84 min; [M+1]⁺ = 353.17.

20 **Examples 40 to 45**



The following Examples are prepared starting from Example 39 in analogy to previous Examples.

Example	prepared in analogy to Example	R	LC-MS	
			t _R (min)	[M+H] ⁺
40	3		0.76	427.15
41	4		0.76	427.13
42	16		0.67	426.21
43	16		0.66	426.19
44	17		0.74	484.30
45	17		0.73	484.30

5 Example 41

¹H NMR (CDCl₃): δ 1.21 (t, J = 7.3 Hz, 3 H), 1.33 (t, J = 7.5 Hz, 3 H), 2.42 (s, 3 H), 2.50 (s, 3 H), 2.78 (q, J = 7.5 Hz, 2 H), 3.14 (s, 3 H), 3.69 (q, J = 7.0 Hz, 2 H), 3.81-4.00 (m, 4 H), 4.15-4.21 (m, 1 H), 7.05 (s, 1 H), 7.12 (s, 1 H), 7.93 (s, 1 H), 7.94 (s, 1 H).

Example 46**1-((S)-3-{4-[5-(2-Diethylamino-6-methyl-pyridin-4-yl)-[1,2,4]oxadiazol-3-yl]-2-ethyl-6-methyl-phenoxy}-2-hydroxy-propyl)-azetidine-3-carboxylic acid methyl ester**

A solution of azetidine-3-carboxylic acid methyl ester (40 mg, 0.355 mmol) and diethyl-{4-
5 [3-((S)-3-ethyl-5-methyl-4-oxiranylmethoxy-phenyl)-[1,2,4]oxadiazol-5-yl]-6-methyl-pyridin-
2-yl}-amine (300 mg, 0.71 mmol, Example 18 step a)) in methanol (5 mL) and triethylamine
(0.1 mL) is stirred at 60°C for 2 days. The mixture is dissolved with EA and washed with
sat. aq. NaHCO₃-solution. The org. extract is collected and concentrated. The crude
product is purified by prep. HPLC to give the title compound (60 mg) as pale yellow oil; LC-
10 MS: t_R = 0.79 min; [M+1]⁺ = 538.04; ¹H NMR (CDCl₃): δ 1.25 (t, J = 6.8 Hz, 6 H), 1.32 (t, J =
7.5 Hz, 3 H), 2.40 (s, 3 H), 2.50 (s, 3 H), 2.71-2.80 (m, 4 H), 3.06 (s br, 1 H), 3.35-3.46 (m,
2 H), 3.48-3.54 (m, 2 H), 3.58-3.72 (m, 6 H), 3.75 (s, 3 H), 3.81-3.86 (m, 2 H), 3.93-4.00
(m, 1 H), 7.01 (s, 1 H), 7.10 (s, 1 H), 7.87 (s, 1 H), 7.88 (s, 1 H).

15 Example 47**1-((S)-3-{4-[5-(2-Diethylamino-6-methyl-pyridin-4-yl)-[1,2,4]oxadiazol-3-yl]-2-ethyl-6-methyl-phenoxy}-2-hydroxy-propyl)-azetidine-3-carboxylic acid**

A solution of 1-((S)-3-{4-[5-(2-diethylamino-6-methyl-pyridin-4-yl)-[1,2,4]oxadiazol-3-yl]-2-
ethyl-6-methyl-phenoxy}-2-hydroxy-propyl)-azetidine-3-carboxylic acid methyl ester (60 mg,
20 0.113 mmol) in methanol (2 mL), THF (2 mL) and 2 M aq. LiOH solution (1 mL) is stirred at
rt for 2 h before the reaction mixture is neutralized by adding formic acid. The mixture is
concentrated and the crude product is purified by prep. HPLC followed by precipitation of
the product from EA/heptane to give the title compound (7 mg) as a pale yellow solid; LC-
MS: t_R = 0.72 min; [M+1]⁺ = 524.24.

25

Example 48**(S)-1-((S)-3-{4-[5-(2-Diethylamino-6-methyl-pyridin-4-yl)-[1,2,4]oxadiazol-3-yl]-2-ethyl-6-methyl-phenoxy}-2-hydroxy-propyl)-pyrrolidine-2-carboxylic acid methyl ester**

The title compound is prepared in analogy to Example 46 using (S)-pyrrolidine-2-carboxylic
30 acid methyl ester; LC-MS: t_R = 0.78 min; [M+1]⁺ = 552.38.

Example 49**(S)-1-((S)-3-{4-[5-(2-Diethylamino-6-methyl-pyridin-4-yl)-[1,2,4]oxadiazol-3-yl]-2-ethyl-6-methyl-phenoxy}-2-hydroxy-propyl)-pyrrolidine-2-carboxylic acid**

The title compound is prepared in analogy to Example 47 from Example 48; LC-MS: t_R =
35 0.73 min; [M+1]⁺ = 538.32.

Example 50**1-((S)-3-{4-[5-(2-Diethylamino-6-methyl-pyridin-4-yl)-[1,2,4]oxadiazol-3-yl]-2-ethyl-6-methyl-phenoxy}-2-hydroxy-propyl)-pyrrolidine-3-carboxylic acid methyl ester**

5 The title compound is prepared in analogy to Example 46 using pyrrolidine-3-carboxylic acid methyl ester; LC-MS: $t_R = 0.76$ min; $[M+1]^+ = 552.28$.

Example 51**1-((S)-3-{4-[5-(2-Diethylamino-6-methyl-pyridin-4-yl)-[1,2,4]oxadiazol-3-yl]-2-ethyl-6-methyl-phenoxy}-2-hydroxy-propyl)-pyrrolidine-3-carboxylic acid**

10

The title compound is prepared in analogy to Example 47 from Example 50; LC-MS: $t_R = 0.72$ min; $[M+1]^+ = 538.21$.

Example 52

15

2-{4-[5-(2-Diethylamino-6-methyl-pyridin-4-yl)-[1,2,4]oxadiazol-3-yl]-2-ethyl-6-methyl-phenoxy}-propane-1,3-diol

20

4-[5-(2-Diethylamino-6-methyl-pyridin-4-yl)-[1,2,4]oxadiazol-3-yl]-2-ethyl-6-methyl-phenol (100 mg, 0.273 mmol, Example 12) is reacted with 2,2-dimethyl-[1,3]dioxan-5-ol (54 mg, 0.409 mmol) under Mitsunobu conditions as described in Example 18, step a) to give (4-{3-[4-(2,2-dimethyl-[1,3]dioxan-5-yloxy)-3-ethyl-5-methyl-phenyl]-[1,2,4]oxadiazol-5-yl}-6-methyl-pyridin-2-yl)-diethyl-amine (65 mg) as yellow oil; LC-MS: $t_R = 0.97$ min; $[M+1]^+ = 481.27$. This material (65 mg, 0.135 mmol) is dissolved in 25% aq. HCl (3 mL) and the resulting mixture is stirred at rt for 2 h. The solvent is evaporated and the crude product is purified by prep. HPLC to give the title compound (23 mg) as yellow solid; LC-MS: $t_R = 0.80$ min; $[M+1]^+ = 441.24$; $^1\text{H NMR}$ (CD_3OD): δ 1.22 (t, $J = 7.0$ Hz, 6 H), 1.28 (t, $J = 7.5$ Hz, 3 H), 2.41 (s, 3 H), 2.44 (s, 3 H), 2.82 (q, $J = 7.5$ Hz, 2 H), 3.61 (q, $J = 7.0$ Hz, 4 H), 3.78 (dd, $J = 11.3, 4.8$ Hz, 2 H), 3.84 (dd, $J = 11.5, 5.0$ Hz, 2 H), 4.11-4.18 (m, 1 H), 7.02 (s, 2 H), 7.77 (s, 1 H), 7.82 (s, 1 H).

25

30

Example 53**2-{4-[5-(2-Diethylamino-6-methyl-pyridin-4-yl)-[1,2,4]oxadiazol-3-yl]-2-ethyl-6-methyl-phenoxy-methyl}-propane-1,3-diol**

35

The title compound is prepared in analogy to Example 52 using (2,2-dimethyl-[1,3]dioxan-5-yl)-methanol; LC-MS: $t_R = 0.81$ min; $[M+1]^+ = 455.28$; $^1\text{H NMR}$ (CDCl_3): δ 1.25 (t, $J = 7.0$ Hz, 6 H), 1.33 (t, $J = 7.5$ Hz, 3 H), 2.15 (s br, 1 H), 2.28-2.35 (m, 1 H), 2.41 (s, 3 H), 2.51 (s, 3 H), 2.77 (q, $J = 7.5$ Hz, 2 H), 3.26 (t br, $J = 4.3$ Hz, 1 H), 3.64 (q, $J = 6.8$ Hz, 4 H), 4.00 (d,

$J = 5.5$ Hz, 2 H), 4.05 (d, $J = 5.5$ Hz, 4 H), 7.02 (s, 1 H), 7.11 (s, 1 H), 7.88 (s, 1 H), 7.89 (s, 1 H).

Example 54

5 **2-{4-[5-(2-Diethylamino-6-methyl-pyridin-4-yl)-[1,2,4]oxadiazol-3-yl]-2-ethyl-6-methyl-phenoxy}-ethanol**

The title compound is prepared by alkylating the compound of Example 12 with 2-bromoethanol in analogy to Example 3; LC-MS: $t_R = 0.90$ min; $[M+1]^+ = 411.01$; 1H NMR ($CDCl_3$): δ 1.25 (t, $J = 6.8$ Hz, 6 H), 1.33 (t, $J = 7.5$ Hz, 3 H), 2.42 (s, 3 H), 2.50 (s, 3 H),
10 2.79 (q, $J = 7.3$ Hz, 2 H), 3.63 (q, $J = 7.0$ Hz, 4 H), 3.97-4.05 (m, 4 H), 7.01 (s, 1 H), 7.11 (s, 1 H), 7.88 (s, 1 H), 7.89 (s, 1 H).

Example 55

15 **(4-{3-[4-(2-Amino-ethoxy)-3-ethyl-5-methyl-phenyl]-[1,2,4]oxadiazol-5-yl}-6-methyl-pyridin-2-yl)-diethyl-amine**

a) To a solution of 2-{4-[5-(2-diethylamino-6-methyl-pyridin-4-yl)-[1,2,4]oxadiazol-3-yl]-2-ethyl-6-methyl-phenoxy}-ethanol (850 mg, 2.07 mmol) and DIPEA (401 mg, 3.11 mmol) in DCM (20 mL), methane sulfonylchloride (285 mg, 2.49 mmol) is slowly added. The mixture is stirred at rt for 30 min before it is diluted with EA and washed with sat. aq. $NaHCO_3$ -
20 solution. The washing is extracted back three times with EA. The combined org. extracts are dried over $MgSO_4$, filtered, concentrated and dried to give crude methanesulfonic acid 2-{4-[5-(2-diethylamino-6-methyl-pyridin-4-yl)-[1,2,4]oxadiazol-3-yl]-2-ethyl-6-methyl-phenoxy}-ethyl ester (925 mg) as a yellow solid; LC-MS: $t_R = 0.94$ min; $[M+1]^+ = 489.18$.

25 b) To a solution of the above methane sulfonic acid ester (300 mg, 0.614 mmol) in DMF (5 mL), NaN_3 (200 mg, 3.07 mmol) is added. The mixture is stirred at rt for 2 days before it is diluted with EA and washed with water followed by brine. The combined washings are extracted back three times with EA, the combined org. extracts are dried over $MgSO_4$, filtered, concentrated and dried to give crude (4-{3-[4-(2-azido-ethoxy)-3-ethyl-5-methyl-
30 phenyl]-[1,2,4]oxadiazol-5-yl}-6-methyl-pyridin-2-yl)-diethyl-amine (285 mg) as a yellow solid; LC-MS: $t_R = 1.00$ min; $[M+1]^+ = 436.19$.

c) To a solution of the above azide (285 mg, 0.654 mmol) in THF (15 mL), triphenylphosphine (251 mg, 0.982 mmol) is added. The mixture is stirred at rt for 1 day
35 before the solvent is evaporated under reduced pressure to give the crude title compound. A portion (30 mg) is purified by prep. HPLC to give the pure title compound as a pale

yellow oil; LC-MS: $t_R = 0.70$ min; $[M+1]^+ = 410.13$; 1H NMR ($CDCl_3$): δ 1.24 (t, $J = 7.0$ Hz, 6 H), 1.32 (t, $J = 7.3$ Hz, 3 H), 2.39 (s, 3 H), 2.49 (s, 3 H), 2.75 (q, $J = 7.0$ Hz, 2 H), 3.31-3.42 (m, 2 H), 3.62 (q, $J = 7.0$ Hz, 4 H), 4.02-4.09 (m, 2 H), 4.77 (s br, 2 H), 6.99 (s, 1 H), 7.07 (s, 1 H), 7.85 (s, 1 H), 7.87 (s, 1 H).

5

Example 56**N-(2-{4-[5-(2-Diethylamino-6-methyl-pyridin-4-yl)-[1,2,4]oxadiazol-3-yl]-2-ethyl-6-methyl-phenoxy}-ethyl)-2-hydroxy-acetamide**

The title compound is prepared from Example 55 in analogy to Example 17; LC-MS: $t_R =$
10 0.82 min; $[M+1]^+ = 468.23$; 1H NMR ($CDCl_3$): δ 1.25 (t, $J = 6.8$ Hz, 6 H), 1.32 (t, $J = 7.5$ Hz, 3 H), 2.38 (s, 3 H), 2.49 (s, 3 H), 2.74 (q, $J = 7.5$ Hz, 2 H), 3.63 (q, $J = 7.0$ Hz, 4 H), 3.79 (q, $J = 5.3$ Hz, 2 H), 3.96 (t, $J = 4.8$ Hz, 2 H), 4.22 (s, 2 H), 7.00 (s, 1 H), 7.10 (s, 1 H), 7.87 (s, 1 H), 7.88 (s, 1 H).

15 **Example 57****2-Amino-N-(2-{4-[5-(2-diethylamino-6-methyl-pyridin-4-yl)-[1,2,4]oxadiazol-3-yl]-2-ethyl-6-methyl-phenoxy}-ethyl)-acetamide**

a) [(2-{4-[5-(2-Diethylamino-6-methyl-pyridin-4-yl)-[1,2,4]oxadiazol-3-yl]-2-ethyl-6-methyl-
20 phenoxy}-ethylcarbamoyl)-methyl]-carbamic acid tert-butyl ester (110 mg) is obtained as a yellow oil starting from Example 55 (140 mg, 0.342 mmol) and tert-butoxycarbonyl glycine (120 mg, 0.684 mmol) following the procedure given in Example 17; LC-MS: $t_R = 0.92$ min; $[M+1]^+ = 567.31$.

b) To a solution of [(2-{4-[5-(2-diethylamino-6-methyl-pyridin-4-yl)-[1,2,4]oxadiazol-3-yl]-2-
25 ethyl-6-methyl-phenoxy}-ethylcarbamoyl)-methyl]-carbamic acid tert-butyl ester (65 mg, 0.115 mmol) in DCM (30 mL), trifluoroacetic acid (262 mg, 2.29 mmol) is added. The mixture is stirred at rt for 16 h before it is diluted with EA and washed with sat. aq. $NaHCO_3$ -solution and brine. The org. extract is dried over Na_2SO_4 , filtered and concentrated. The crude product is purified on prep. TLC plates using DCM containing 10%
30 of 7 N NH_3 in methanol to give the title compound (32 mg) as a yellow resin; LC-MS: $t_R = 0.70$ min; $[M+1]^+ = 467.19$; 1H NMR ($CDCl_3$): δ 1.24 (t, $J = 7.0$ Hz, 6 H), 1.32 (t, $J = 7.5$ Hz, 3 H), 2.01 (s br, 2 H), 2.39 (s, 3 H), 2.49 (s, 3 H), 2.76 (q, $J = 7.5$ Hz, 2 H), 3.45 (s, 2 H), 3.62 (q, $J = 7.0$ Hz, 4 H), 3.73-3.80 (m, 2 H), 3.95 (t, $J = 5.0$ Hz, 2 H), 7.00 (s, 1 H), 7.10 (s, 1 H), 7.87 (s, 1 H), 7.88 (s, 1 H), 7.90 (s br, 1 H).

35

Example 58

N-(2-{4-[5-(2-Diethylamino-6-methyl-pyridin-4-yl)-[1,2,4]oxadiazol-3-yl]-2-ethyl-6-methyl-phenoxy}-ethyl)-2-methylamino-acetamide

The title compound is prepared in analogy to Example 57 using BOC-sarcosine; LC-MS: t_R = 0.72 min; $[M+1]^+$ = 481.29.

5

Example 59**N-(2-{4-[5-(2-Diethylamino-6-methyl-pyridin-4-yl)-[1,2,4]oxadiazol-3-yl]-2-ethyl-6-methyl-phenoxy}-ethyl)-methanesulfonamide**

To a solution of crude (4-{3-[4-(2-amino-ethoxy)-3-ethyl-5-methyl-phenyl]-[1,2,4]oxadiazol-5-yl}-6-methyl-pyridin-2-yl)-diethyl-amine (70 mg, 0.17 mmol) and DIPEA (44 mg, 0.342 mmol) in DCM (2 mL), methane sulfonyl chloride (23 mg, 0.205 mmol) is added. The mixture is stirred at rt for 30 min before it is diluted with EA and washed with sat. aq. NaHCO₃-solution. The washing is extracted back three times with EA. The combined org. extracts are dried over MgSO₄, filtered and concentrated. The crude product is purified on prep. TLC plates using heptane:EA 1:1 to give the title compound (34 mg) as a pale yellow oil; LC-MS*: t_R = 1.12 min; $[M+1]^+$ = 488.05; ¹H NMR (CDCl₃): δ 1.25 (t, J = 6.8 Hz, 6 H), 1.33 (t, J = 7.5 Hz, 3 H), 2.40 (s, 3 H), 2.50 (s, 3 H), 2.76 (q, J = 7.5 Hz, 2 H), 3.09 (s, 3 H), 3.57-3.67 (m, 6 H), 3.99 (t, J = 4.8 Hz, 2 H), 4.91 (t, J = 5.5 Hz, 1 H), 7.01 (s, 1 H), 7.10 (s, 1 H), 7.88 (s, 1 H), 7.89 (s, 1 H).

20

Example 60**N-(2-{4-[5-(2-Diethylamino-6-methyl-pyridin-4-yl)-[1,2,4]oxadiazol-3-yl]-2-ethyl-6-methyl-phenoxy}-ethyl)-N',N'-dimethyl-sulfamic acid amide**

The title compound is prepared in analogy to Example 59 using dimethylsulfamoyl chloride; LC-MS*: t_R = 0.96 min; $[M+1]^+$ = 517.06.

25

Example 61**Diethyl-(4-{3-[3-ethyl-5-methyl-4-(2-methylamino-ethoxy)-phenyl]-[1,2,4]oxadiazol-5-yl}-6-methyl-pyridin-2-yl)-amine**

A solution of crude methanesulfonic acid 2-{4-[5-(2-diethylamino-6-methyl-pyridin-4-yl)-[1,2,4]oxadiazol-3-yl]-2-ethyl-6-methyl-phenoxy}-ethyl ester (110 mg, 0.225 mmol, Example 55 step a)) in 8 M methylamine in methanol (4 mL) is stirred in a sealed glass vial at 70°C for 15 h. The solvent is evaporated and the crude product is purified on prep. TLC plates using DCM containing 10% of 7 N NH₃ in methanol to give the title compound (93 mg) as a pale yellow oil; LC-MS: t_R = 0.71 min; $[M+1]^+$ = 424.19.

35

Example 62

2-(2-{4-[5-(2-Diethylamino-6-methyl-pyridin-4-yl)-[1,2,4]oxadiazol-3-yl]-2-ethyl-6-methyl-phenoxy}-ethylamino)-ethanol

The title compound is prepared in analogy to Example 61 using ethanolamine; LC-MS: $t_R =$
5 0.70 min; $[M+1]^+ = 454.24$.

Example 63

1-(2-{4-[5-(2-Diethylamino-6-methyl-pyridin-4-yl)-[1,2,4]oxadiazol-3-yl]-2-ethyl-6-methyl-phenoxy}-ethyl)-azetidine-3-carboxylic acid methyl ester

10 The title compound is prepared in analogy to Example 61 using azetidine-3-carboxylic acid methyl ester; LC-MS: $t_R = 0.76$ min; $[M+1]^+ = 508.27$; $^1\text{H NMR (CDCl}_3\text{)}$: δ 1.24 (t, $J = 7.0$ Hz, 6 H), 1.32 (t, $J = 7.5$ Hz, 3 H), 2.39 (s, 3 H), 2.49 (s, 3 H), 2.76 (q, $J = 7.5$ Hz, 2 H), 2.92 (t, $J = 5.5$ Hz, 2 H), 3.40-3.52 (m, 3 H), 3.62 (q, $J = 7.0$ Hz, 4 H), 3.70-3.75 (m, 2 H), 3.75 (s, 3 H), 3.83 (t, $J = 5.5$ Hz, 2 H), 7.00 (s, 1 H), 7.10 (s, 1 H), 7.85 (s, 1 H), 7.87 (s, 1 H).

15

Example 64

1-(2-{4-[5-(2-Diethylamino-6-methyl-pyridin-4-yl)-[1,2,4]oxadiazol-3-yl]-2-ethyl-6-methyl-phenoxy}-ethyl)-azetidine-3-carboxylic acid

The title compound is prepared from Example 63 in analogy to Example 47; LC-MS: $t_R =$
20 0.73 min; $[M+1]^+ = 494.32$.

Example 65

rac-1-(2-{4-[5-(2-Diethylamino-6-methyl-pyridin-4-yl)-[1,2,4]oxadiazol-3-yl]-2-ethyl-6-methyl-phenoxy}-ethyl)-pyrrolidine-3-carboxylic acid methyl ester

25 The title compound is prepared in analogy to Example 61 using pyrrolidine-3-carboxylic acid methyl ester; LC-MS: $t_R = 0.78$ min; $[M+1]^+ = 522.20$.

Example 66

rac-1-(2-{4-[5-(2-Diethylamino-6-methyl-pyridin-4-yl)-[1,2,4]oxadiazol-3-yl]-2-ethyl-6-methyl-phenoxy}-ethyl)-pyrrolidine-3-carboxylic acid

30 The title compound is prepared from Example 65 in analogy to Example 47; LC-MS: $t_R = 0.74$ min; $[M+1]^+ = 508.25$.

Example 67 (reference Example)

35 **3-{4-[5-(2-Diethylamino-6-methyl-pyridin-4-yl)-[1,2,4]oxadiazol-3-yl]-2-ethyl-6-methyl-phenyl}-propionic acid**

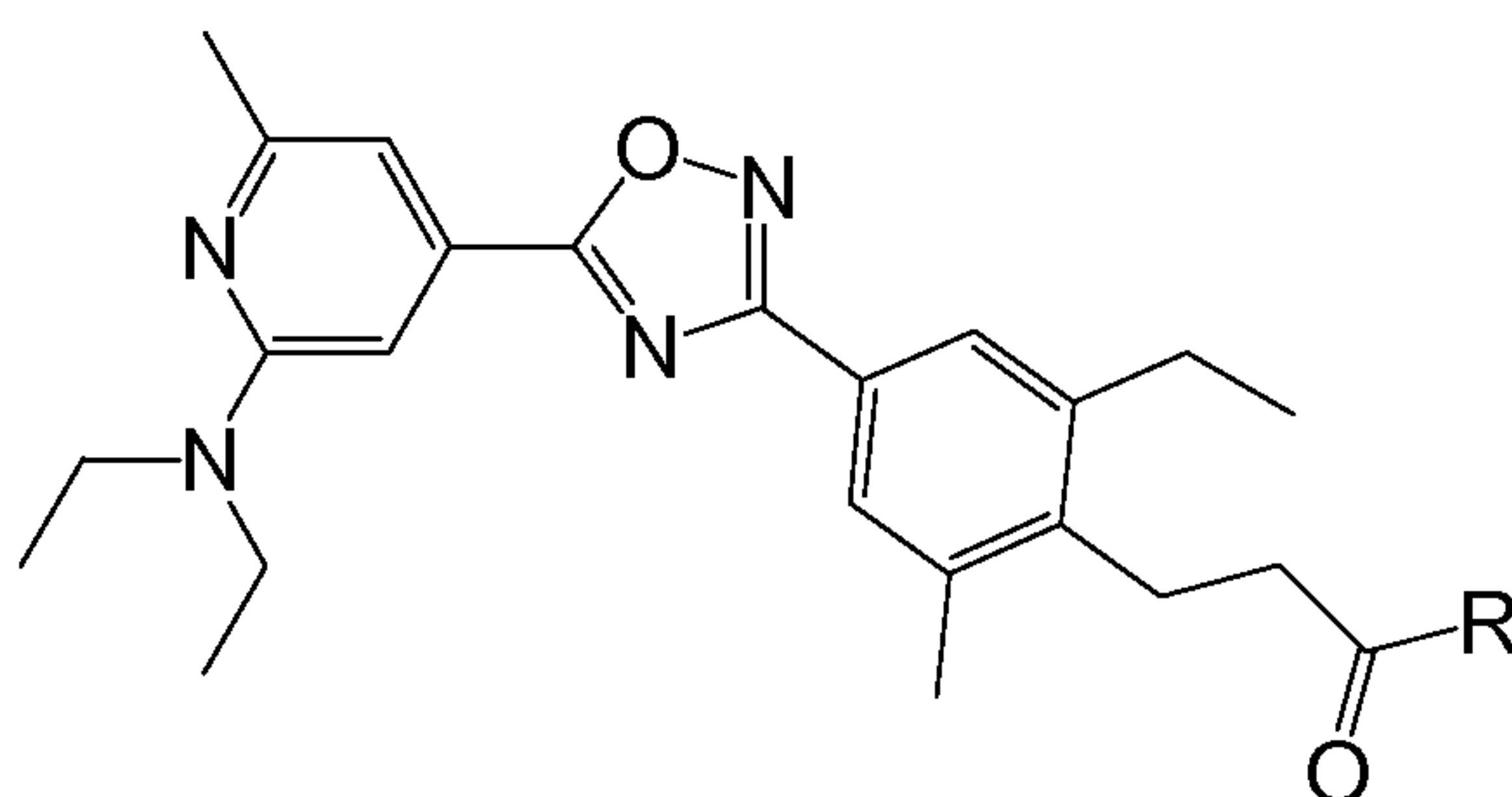
The title compound is prepared in analogy to Example 8 starting from 2-(diethylamino)-6-methyl-isonicotinic acid and 3-[2-ethyl-4-(N-hydroxycarbamimidoyl)-6-methyl-phenyl]-propionic acid tert-butyl ester; LC-MS: $t_R = 0.88$ min; $[M+1]^+ = 423.17$.

5 **Example 68**

3-{4-[5-(2-Diethylamino-6-methyl-pyridin-4-yl)-[1,2,4]oxadiazol-3-yl]-2-ethyl-6-methyl-phenyl}-N-(2-hydroxy-ethyl)-propionamide

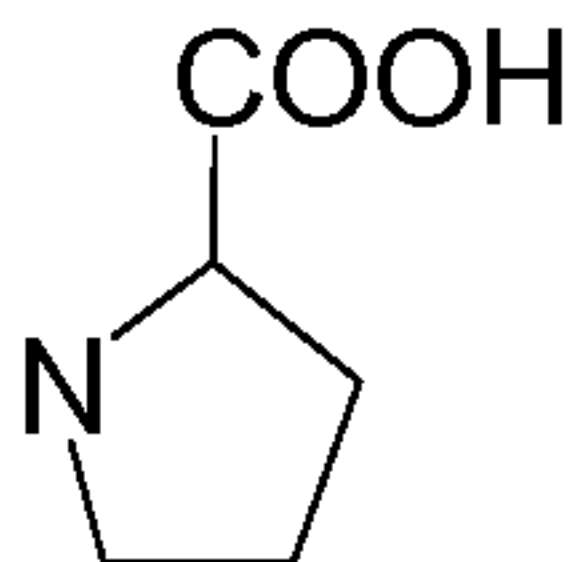
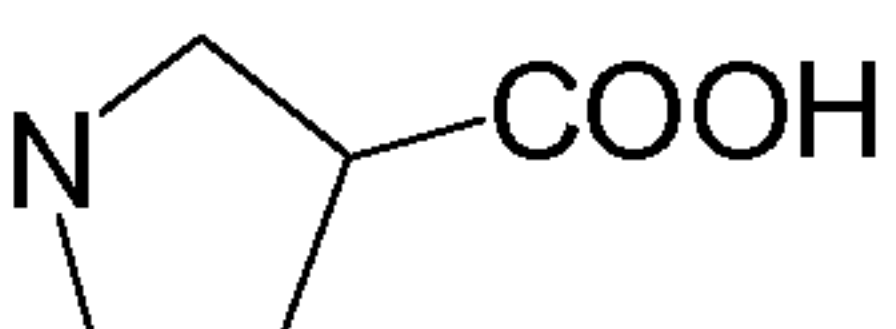
The title compound is prepared by coupling 3-{4-[5-(2-diethylamino-6-methyl-pyridin-4-yl)-[1,2,4]oxadiazol-3-yl]-2-ethyl-6-methyl-phenyl}-propionic acid with ethanolamine as described in Example 26 omitting the treatment with HCl; LC-MS: $t_R = 0.80$ min; $[M+1]^+ = 466.26$.

Examples 69 to 73



15 The following Examples are prepared by coupling 3-{4-[5-(2-diethylamino-6-methyl-pyridin-4-yl)-[1,2,4]oxadiazol-3-yl]-2-ethyl-6-methyl-phenyl}-propionic acid with the appropriate amino acids following the procedure given in Example 26.

Example	R	LC-MS	
		t_R (min)	$[M+H]^+$
69		0.82	480.26
70		0.83	494.26
71		0.82	506.23

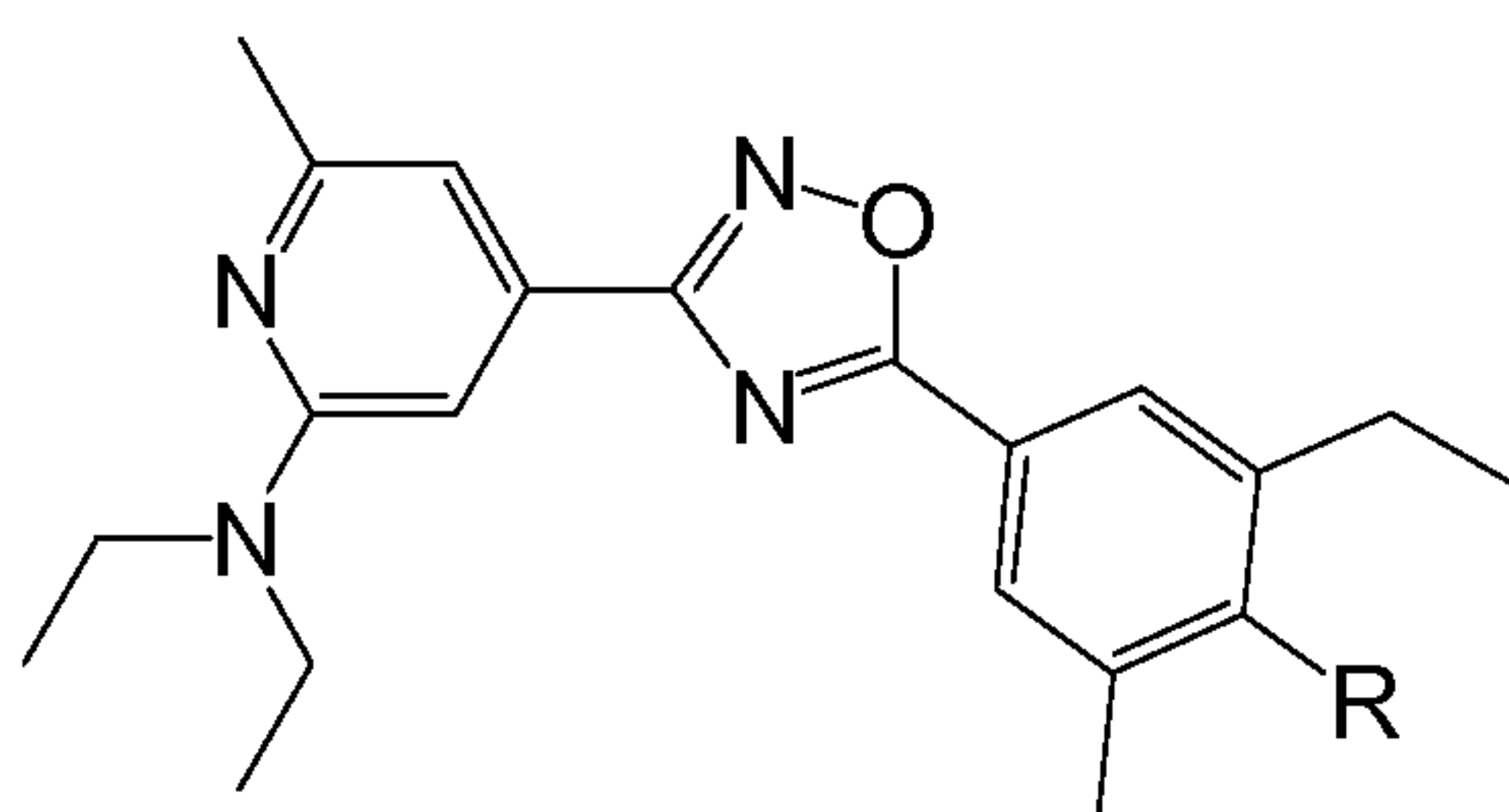
72		0.85	520.24
73		0.84	520.26

Example 69

¹H NMR (CDCl₃): δ 1.25 (t, *J* = 7.0 Hz, 6 H), 1.32 (t, *J* = 7.5 Hz, 3 H), 2.43-2.48 (m, 5 H), 2.50 (s, 3 H), 2.77 (q, *J* = 7.3 Hz, 2 H), 3.07-3.14 (m, 2 H), 3.63 (q, *J* = 7.0 Hz, 4 H), 4.12-4.17 (m, 2 H), 6.04 (s br, 1 H), 7.02 (s, 1 H), 7.10 (s, 1 H), 7.84 (s, 1 H), 7.85 (s, 1 H).

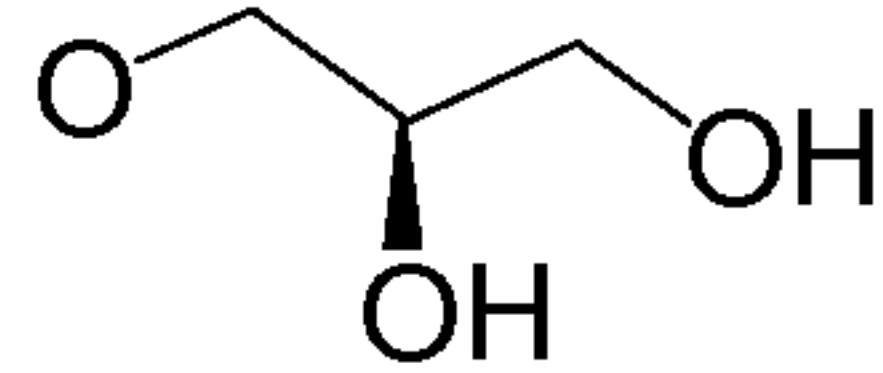
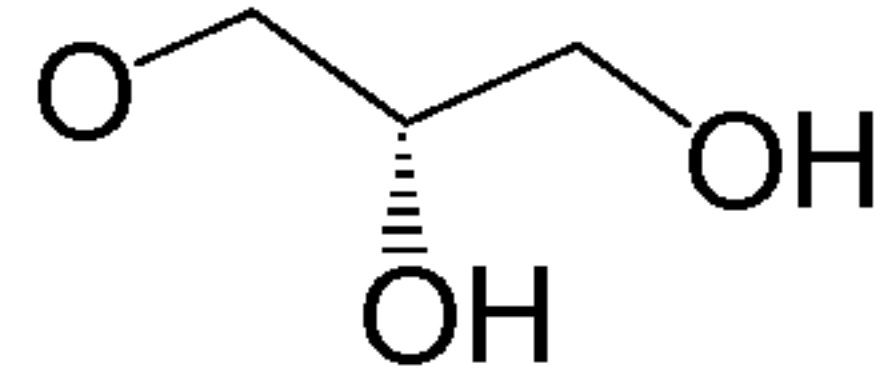
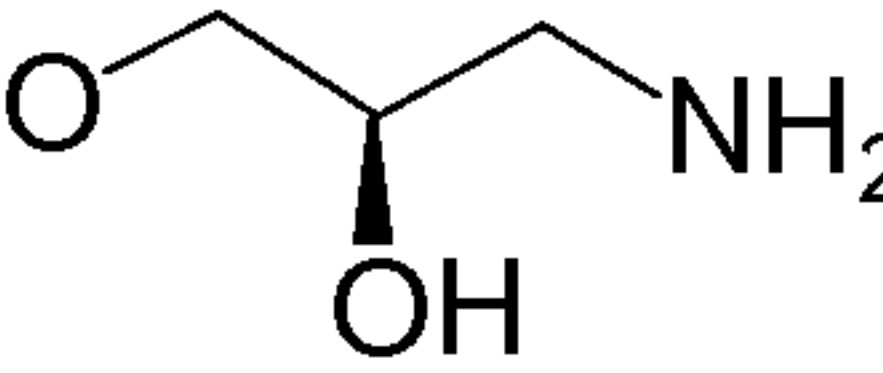
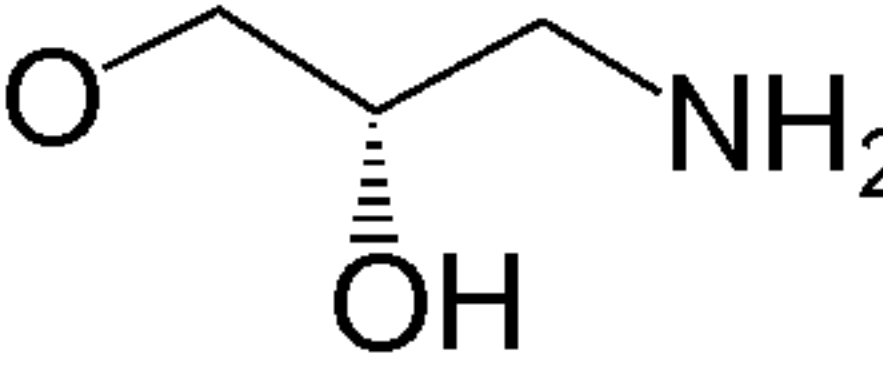
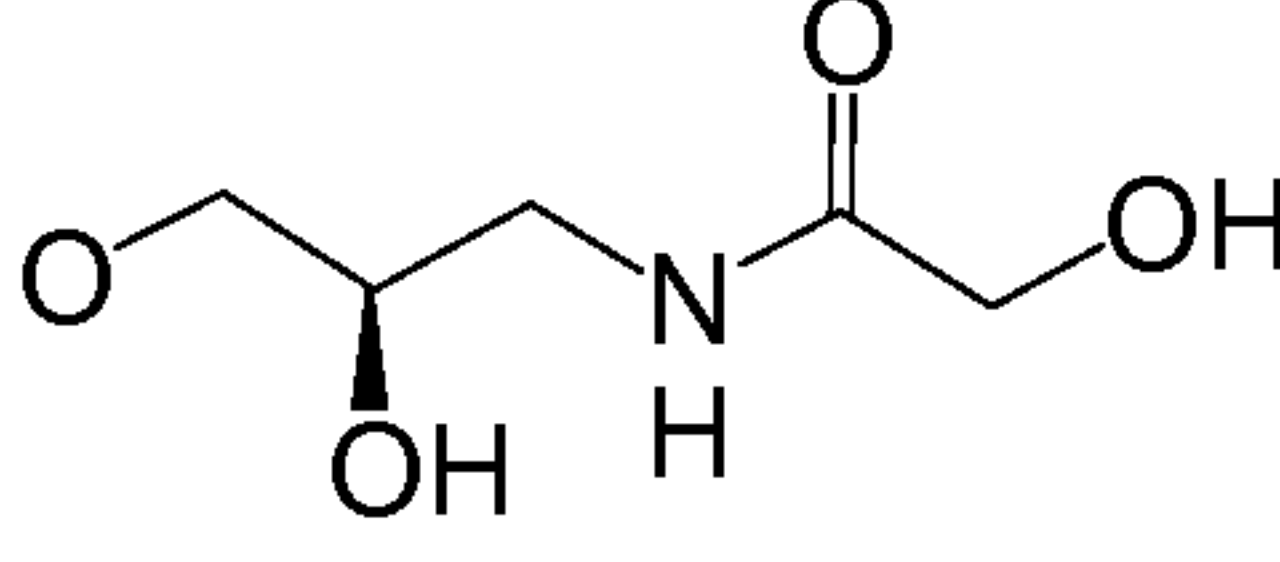
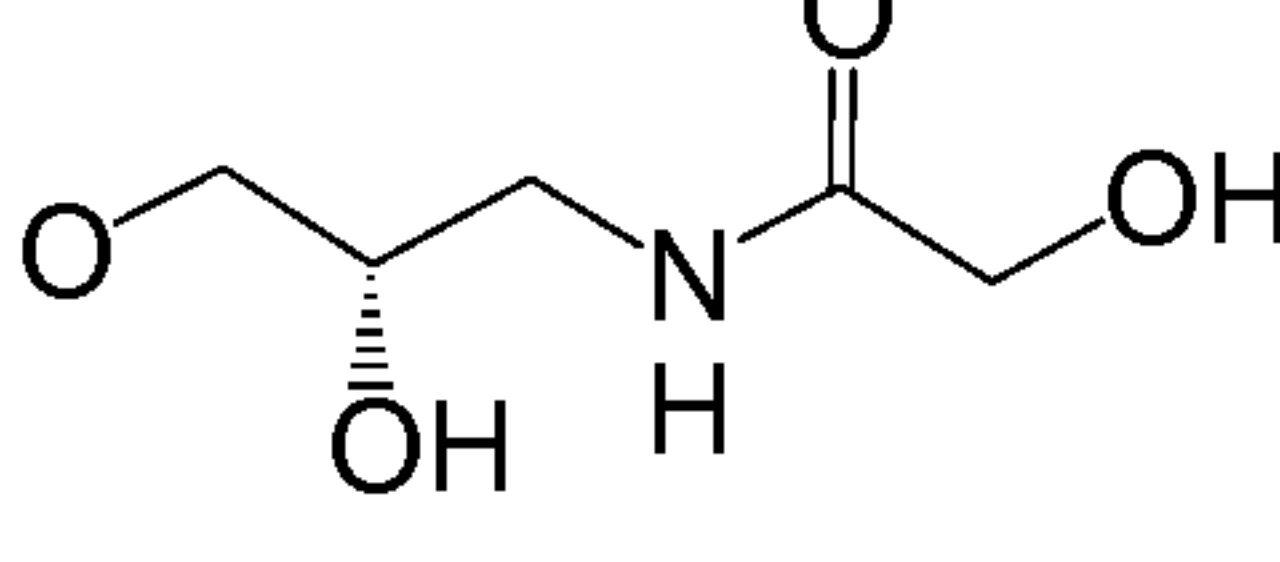
Example 74**4-[3-(2-Diethylamino-6-methyl-pyridin-4-yl)-[1,2,4]oxadiazol-5-yl]-2-ethyl-6-methyl-phenol**

10 The title compound is obtained as a yellow solid (589 mg) from 3-ethyl-4-hydroxy-5-methylbenzoic acid (504 mg, 2.80 mmol) and 2-(diethylamino)-N-hydroxy-6-methylisonicotinamide (622 mg, 2.80 mmol) in analogy to the procedure given in Example 5; LC-MS: *t_R* = 0.89 min; [M+1]⁺ = 367.18.

15 Examples 75 to 80

The following Examples are prepared starting from Example 74 in analogy to previous Examples.

Example	prepared in analogy to Example	R	LC-MS	
			<i>t_R</i> (min)	[M+H] ⁺

75	3		0.79	441.26
76	4		0.79	441.26
77	16		0.68	440.28
78	16		0.69	440.27
79	17		0.76	498.20
80	17		0.77	498.21

Example 78

¹H NMR (CDCl₃): δ 1.24 (t, *J* = 7.0 Hz, 6 H), 1.33 (t, *J* = 7.5 Hz, 3 H), 2.42 (s, 3 H), 2.48 (s, 3 H), 2.79 (q, *J* = 7.5 Hz, 2 H), 2.94 (dd, *J* = 12.5, 7.0 Hz), 3.05 (dd, *J* = 12.8, 4.0 Hz), 3.63 (q, *J* = 7.0 Hz, 4 H), 3.89 (d, *J* = 5.0 Hz, 2 H), 3.98-4.06 (m, 1 H), 7.02 (s, 1 H), 7.09 (s, 1 H), 7.93 (s, 1 H), 7.94 (s, 1 H).

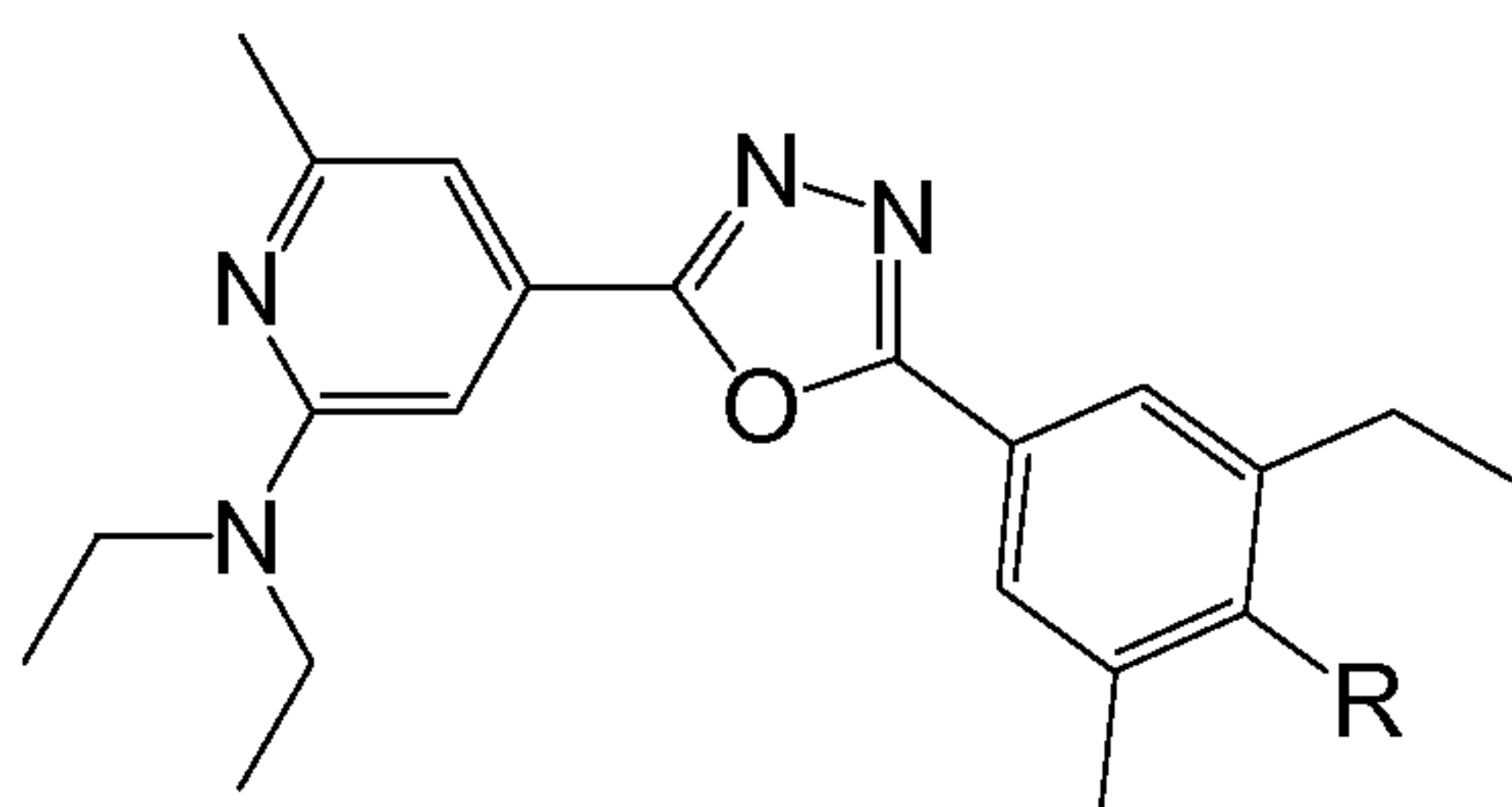
Example 81**4-[5-(2-Diethylamino-6-methyl-pyridin-4-yl)-[1,3,4]oxadiazol-2-yl]-2-ethyl-6-methyl-phenol**

a) To a solution of 2-diethylamino-6-methyl-isonicotinic acid (1.50 g, 6.13 mmol) and DIPEA (2.38 g, 18.4 mmol) in DCM (25 mL), TBTU (2.16 g, 6.74 mmol) is added. The mixture is stirred at rt for 10 min before a solution of 4-benzyloxy-3-ethyl-5-methyl-benzoic acid hydrazide (3.32 g, 6.13 mmol) in DMF (10 mL) is added. The mixture is stirred at rt for 1 h before it is diluted with DCM and washed with sat. aq. NaHCO₃-solution. The org. extract is dried over MgSO₄, filtered and concentrated. The crude product is purified by CC on silica gel eluting with a gradient of EA in heptane to give 4-benzyloxy-3-ethyl-5-methyl-

benzoic acid N'-(2-diethylamino-6-methyl-pyridine-4-carbonyl)-hydrazide (2.1 g) as a gum; LC-MS: $t_R = 0.88$ min, $[M+1]^+$ = not detectable. This material (2.10 g, 4.42 mmol) is dissolved in THF (40 mL) and Burgess reagent (1.16 g, 4.87 mmol) is added. The mixture is stirred at 110°C for 5 min under microwave irradiation. The mixture is cooled to rt, diluted with diethyl ether and washed with water. The org. extract is dried over $MgSO_4$, filtered and concentrated. The crude product is purified by CC on silica gel eluting with heptane:EA 4:1 to give {4-[5-(4-benzyloxy-3-ethyl-5-methyl-phenyl)-[1,3,4]oxadiazol-2-yl]-6-methyl-pyridin-2-yl}-diethyl-amine (1.03 g) as a pale yellow gum; LC-MS: $t_R = 0.99$ min, $[M+1]^+$ = 457.27.

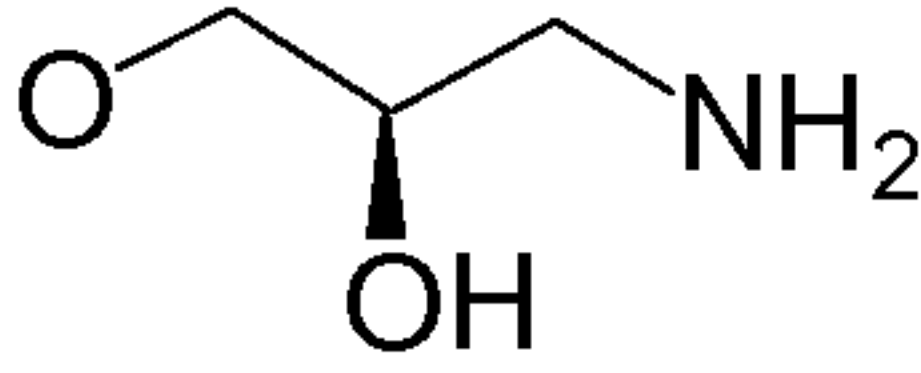
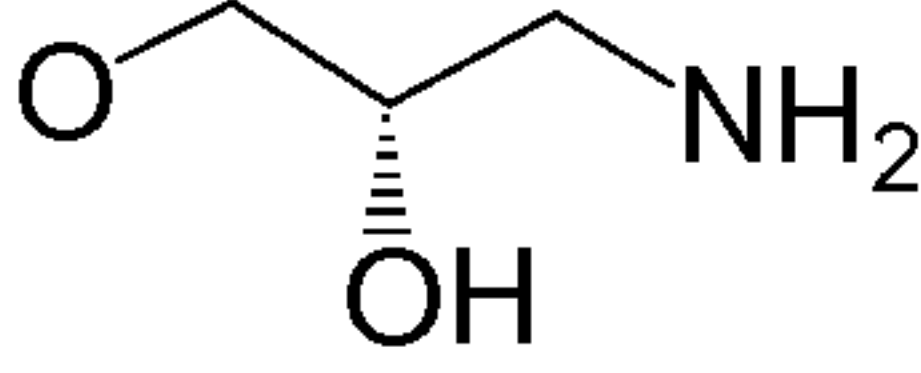
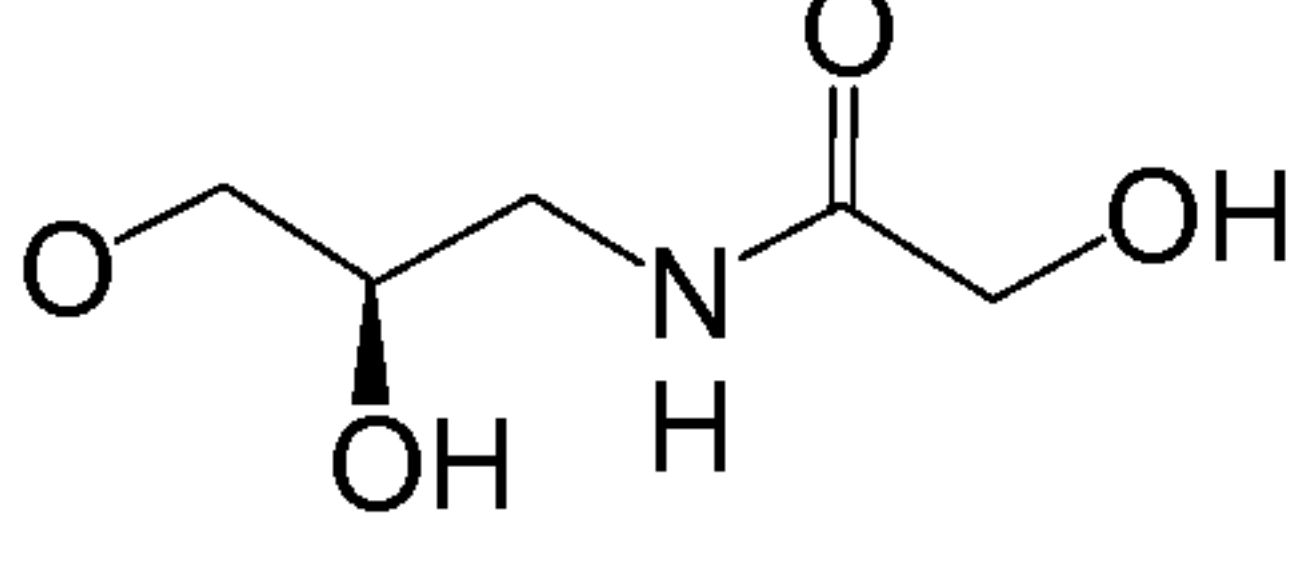
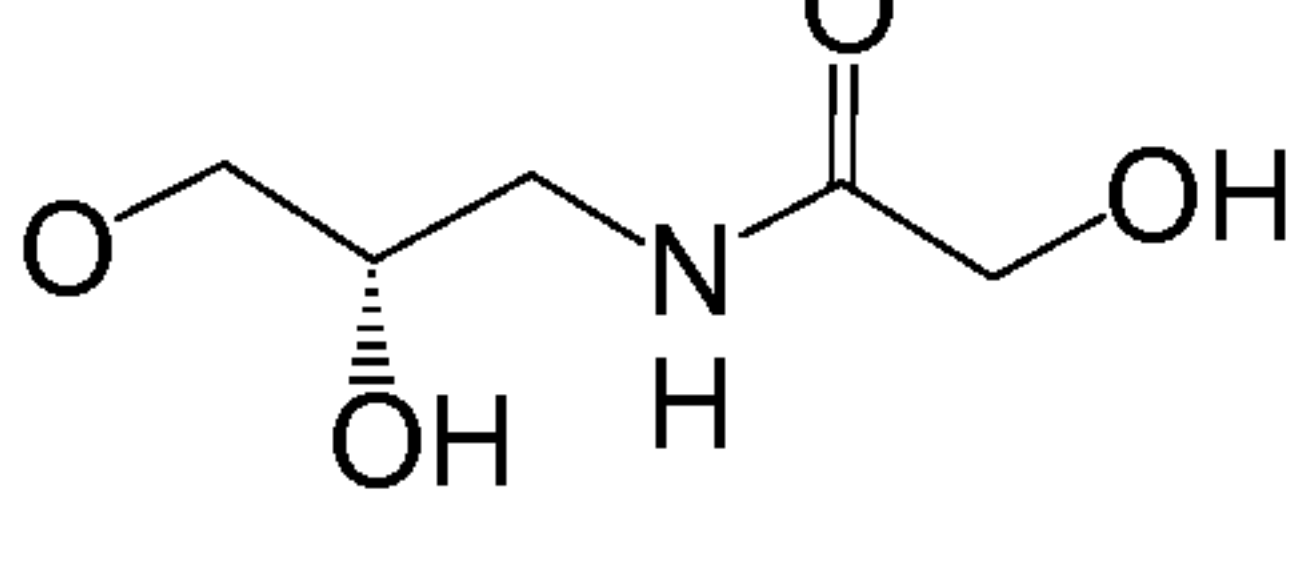
b) To a solution of the above material (1.03 g, 2.26 mmol) in THF/ethanol (20 mL), Pd/C (200 mg, 10% Pd) is added as a suspension in ethanol. The mixture is stirred at rt under 1 bar of H_2 for 5 h before the catalyst is filtered off and the filtrate is concentrated. The crude product is purified by CC on silica gel eluting with heptane:EA 4:1 to give the title compound (530 mg) as a yellow solid; LC-MS: $t_R = 0.84$ min, $[M+1]^+$ = 367.18.

15

Examples 82 to 87

The following Examples are prepared starting from Example 81 in analogy to previous Examples.

Example	prepared in analogy to Example	R	LC-MS	
			t_R (min)	$[M+H]^+$
82	3		0.76	441.27
83	4		0.76	441.27

84	16		0.67	440.28
85	16		0.67	440.29
86	17		0.74	498.29
87	17		0.74	498.23

Example 82

¹H NMR (CDCl₃): δ 1.25 (t, *J* = 6.8 Hz, 6 H), 1.33 (t, *J* = 7.5 Hz, 3 H), 2.06 (t br, *J* = 5.3 Hz, 1 H), 2.43 (s, 3 H), 2.50 (s, 3 H), 2.72 (d, *J* = 4.0 Hz, 1 H), 2.78 (q, *J* = 7.0 Hz, 2 H), 3.63 (q, *J* = 6.5 Hz, 4 H), 3.81-4.00 (m, 4 H), 4.15-4.22 (m, 1 H), 7.00 (s, 2 H), 7.84 (s, 1 H), 7.87 (s, 1 H).

Example 87

¹H NMR (CDCl₃): δ 1.24 (t, *J* = 7.0 Hz, 6 H), 1.33 (t, *J* = 7.3 Hz, 3 H), 2.41 (s, 3 H), 2.50 (s, 3 H), 2.76 (q, *J* = 7.3 Hz, 2 H), 3.38 (s br, 1 H), 3.50-3.58 (m, 1 H), 3.62 (q, *J* = 7.0 Hz, 4 H), 3.77-3.94 (m, 3 H), 4.18-4.26 (m, 3 H), 7.00 (s, 2 H), 7.83 (s, 1 H), 7.86 (s, 1 H).

Example 88

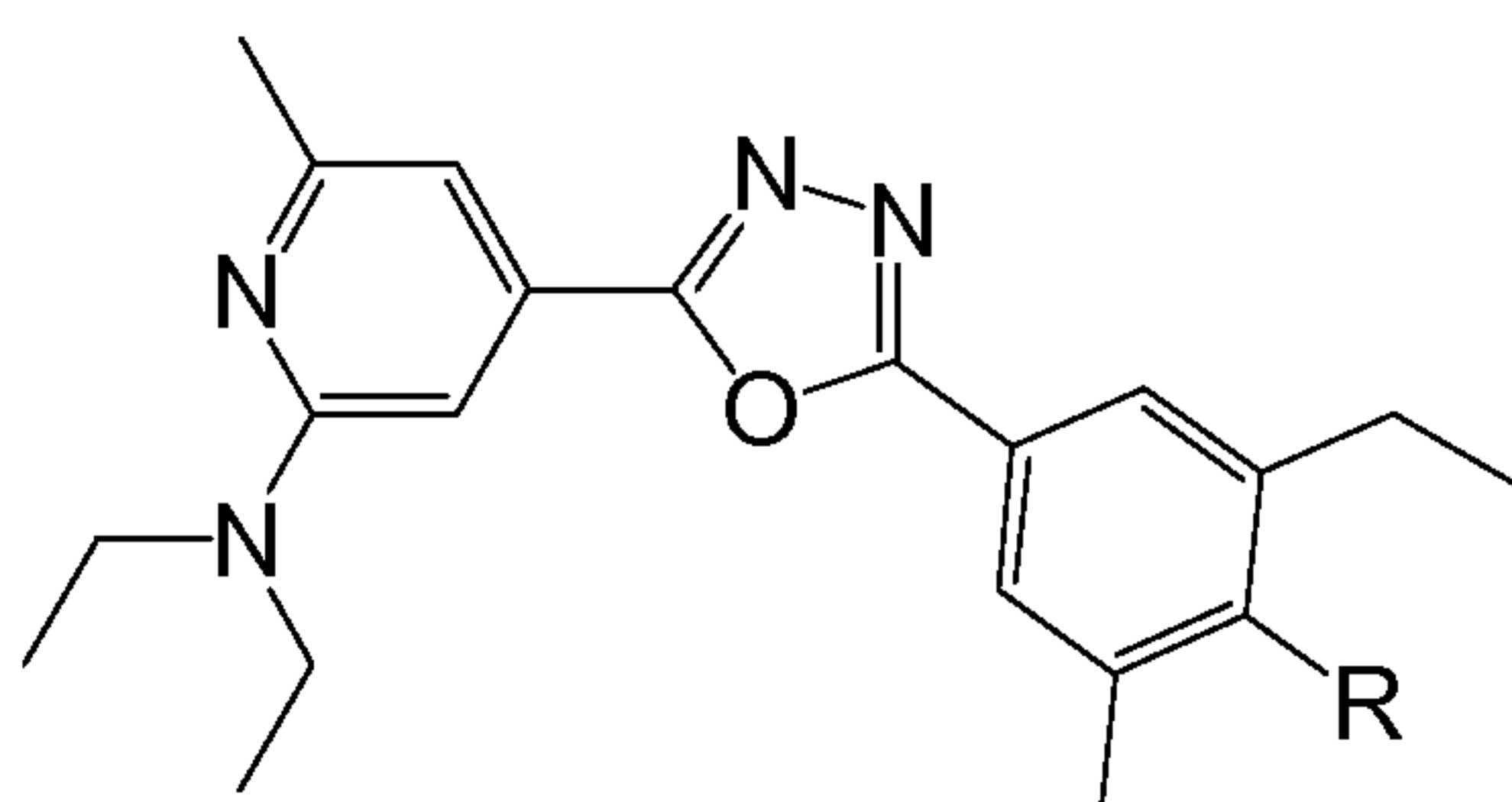
4-[5-(2-Diethylamino-6-methyl-pyridin-4-yl)-[1,3,4]thiadiazol-2-yl]-2-ethyl-6-methyl-phenol

a) To a solution of 4-benzyloxy-3-ethyl-5-methyl-benzoic acid N'-(2-diethylamino-6-methyl-pyridine-4-carbonyl)-hydrazide (1.29 g, 2.72 mmol, intermediate from Example 81 step a)) in THF (15 mL), Lawesson reagent (1.21 g, 2.99 mmol) is added. The mixture is stirred at 110°C for 15 min under microwave irradiation (300 W, external cooling). The mixture is cooled to rt, diluted with EA (100 mL) and washed with sat. aq. Na₂CO₃-solution (3x50 mL) followed by brine (1x50 mL). The org. extract is dried over MgSO₄, filtered, concentrated and dried to give crude {4-[5-(4-benzyloxy-3-ethyl-5-methyl-phenyl)-[1,3,4]thiadiazol-2-yl]-6-

methyl-pyridin-2-yl}-diethyl-amine (2.43 g) as a yellow oil; LC-MS: $t_R = 1.01$ min, $[M+1]^+ = 473.20$.

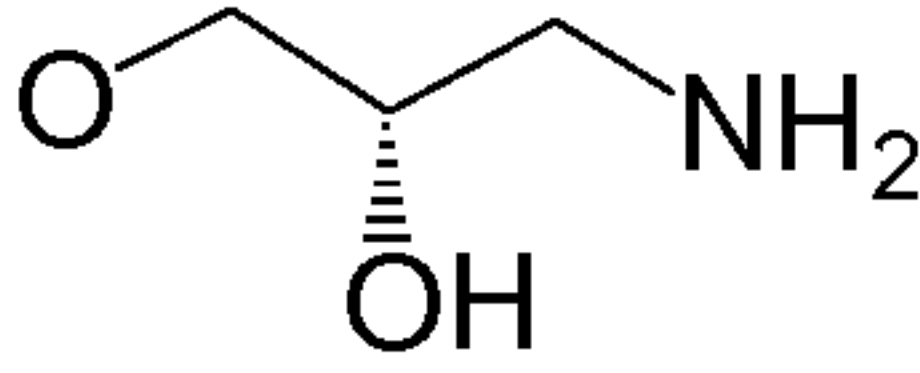
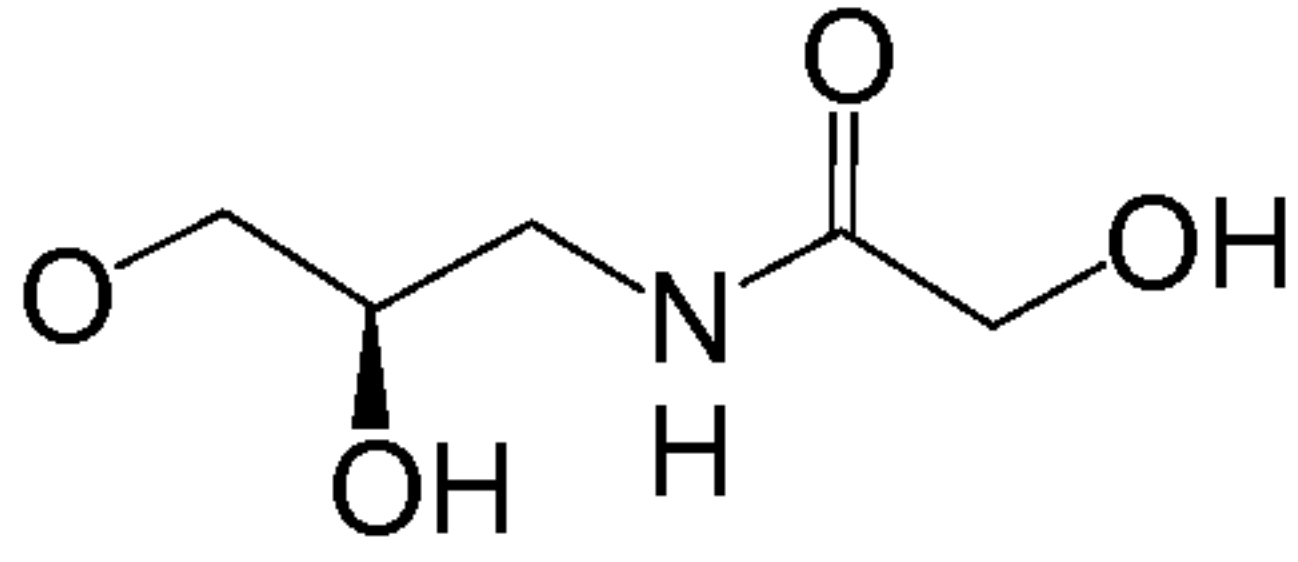
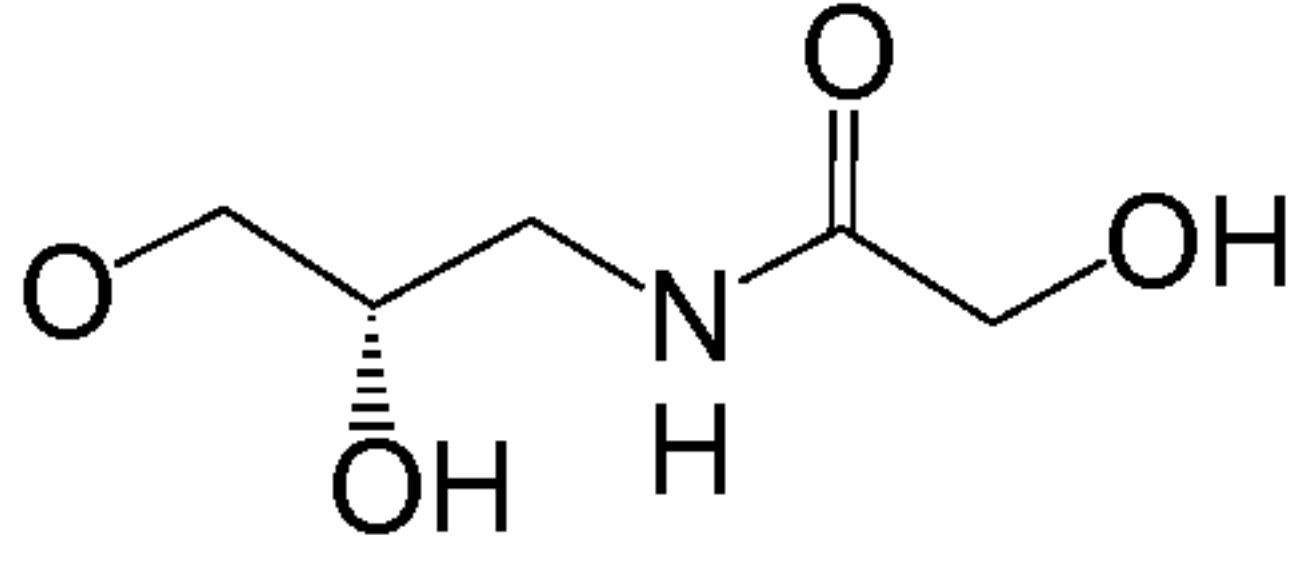
- b) A solution of the above crude material (2.43 g, 2.72 mmol) in EA (15 mL) and 33% HBr in acetic acid (6 mL) is stirred at rt for 16 h. The suspension is diluted with EA (20 mL) and 33% HBr in acetic acid (6 mL) and stirring is continued at rt for 24 h, then at 45°C for 16 h followed by 60°C for further 16 h. The mixture is diluted with EA (250 mL) and washed with sat. aq. Na_2CO_3 -solution. The org. extract is dried over MgSO_4 , filtered and concentrated. The crude product is purified by prep. MPLC on silica gel eluting with a gradient of EA in heptane to give the title compound (827 mg) as a yellow solid; LC-MS: $t_R = 0.90$ min, $[M+1]^+ = 383.00$.

Examples 89 to 94



- 15 The following Examples are prepared starting from Example 88 in analogy to previous Examples.

Example	prepared in analogy to Example	R	LC-MS	
			t_R (min)	$[M+H]^+$
89	3		0.76	457.25
90	4		0.76	457.25
91	16		0.67	456.25

92	16		0.65	456.24
93	17		0.74	514.20
94	17		0.74	514.18

Example 89

¹H NMR (CDCl₃): δ 1.24 (t, *J* = 6.8 Hz, 6 H), 1.32 (t, *J* = 7.3 Hz, 3 H), 2.12 (s br, 1 H), 2.40 (s, 3 H), 2.47 (s, 3 H), 2.76 (q, *J* = 7.0 Hz, 2 H), 3.62 (q, *J* = 6.5 Hz, 4 H), 3.82-3.98 (m, 4 H), 4.14-4.21 (m, 1 H), 6.85 (s, 1 H), 6.93 (s, 1 H), 7.71 (s, 1 H), 7.74 (s, 1 H).

Example 94

¹H NMR (CDCl₃): δ 1.23 (t, *J* = 6.8 Hz, 6 H), 1.30 (t, *J* = 7.5 Hz, 3 H), 2.37 (s, 3 H), 2.46 (s, 3 H), 2.73 (q, *J* = 7.5 Hz, 2 H), 3.48-3.57 (m, 1 H), 3.61 (q, *J* = 6.8 Hz, 4 H), 3.74-3.91 (m, 3 H), 4.17-4.24 (m, 3 H), 6.83 (s, 1 H), 6.90 (s, 1 H), 7.15 (s br, 1 H), 7.67 (s, 1 H), 7.70 (s, 1 H).

Example 95

(S)-1-{4-[5-(2-Diethylamino-6-methyl-pyridin-4-yl)-[1,2,4]oxadiazol-3-yl]-2-ethyl-6-methyl-phenoxy}-3-methoxy-propan-2-ol

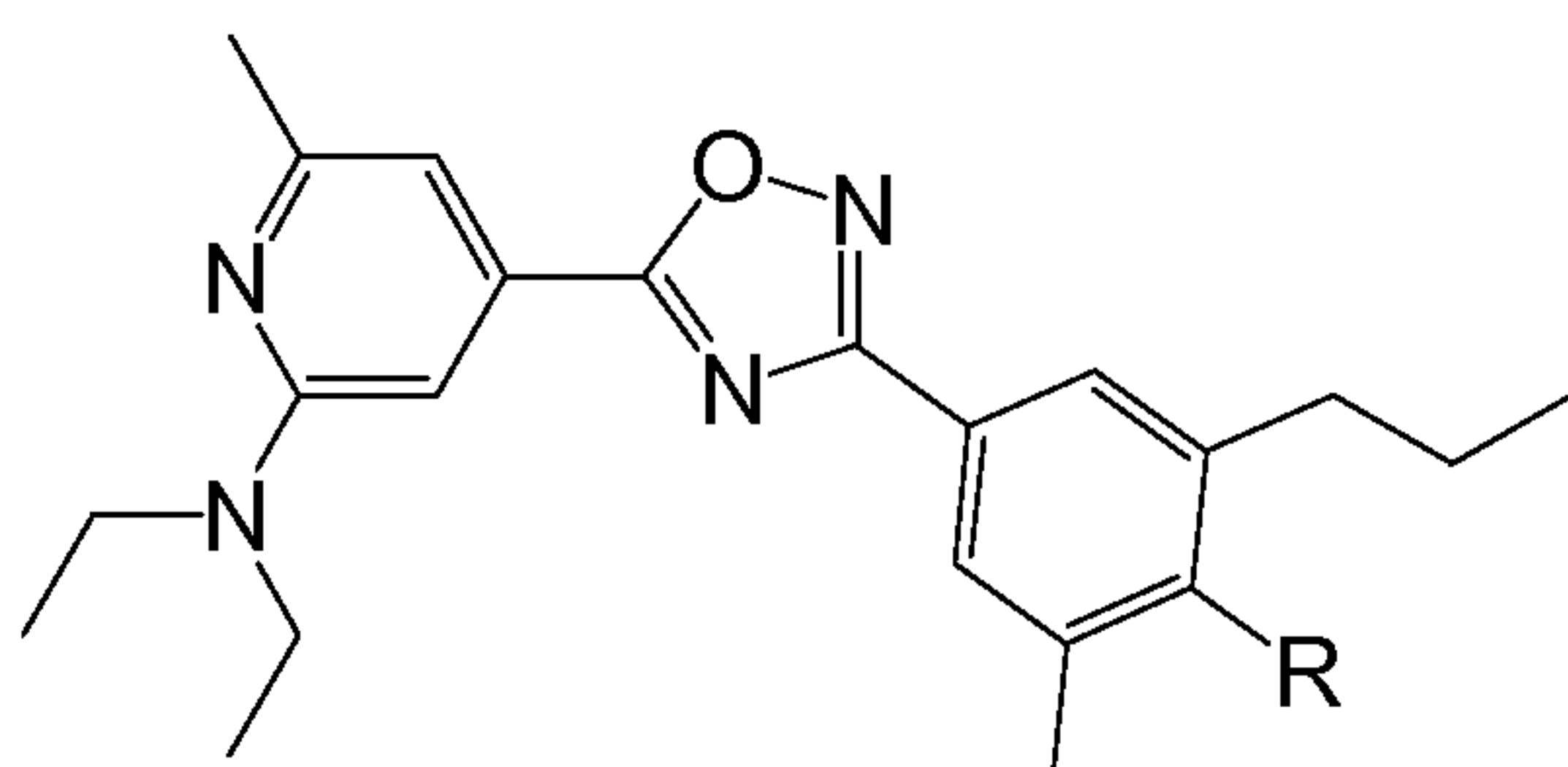
A solution of diethyl-{4-[3-((S)-3-ethyl-5-methyl-4-oxiranylmethoxy-phenyl)-[1,2,4]oxadiazol-5-yl]-6-methyl-pyridin-2-yl}-amine (100 mg, 0.229 mmol) in 5.4 M NaOMe in methanol (5 mL) is stirred at 70°C for 72 h. The mixture is diluted with EA and washed with water and brine. The org. extract is dried over Na₂SO₄, filtered and concentrated. The crude product is purified on prep. TLC plates with heptane:EA 1:1 to give the title compound (91 mg) as a yellow solid; LC-MS*: *t*_R = 1.21 min, [M+1]⁺ = 455.09; ¹H NMR (CDCl₃): δ 1.25 (t, *J* = 7.0 Hz, 6 H), 1.33 (t, *J* = 7.5 Hz, 3 H), 2.41 (s, 3 H), 2.50 (s, 3 H), 2.58 (d, *J* = 5.0 Hz, 1 H), 2.77 (q, *J* = 7.8 Hz, 2 H), 3.47 (s, 3 H), 3.59-3.70 (m, 6 H), 3.92 (d, *J* = 5.3 Hz, 2 H), 4.19-4.27 (m, 1 H), 7.01 (s, 1 H), 7.10 (s, 1 H), 7.87 (s, 1 H), 7.88 (s, 1 H).

Example 96

4-[5-(2-Diethylamino-6-methyl-pyridin-4-yl)-[1,2,4]oxadiazol-3-yl]-2-methyl-6-propyl-phenol

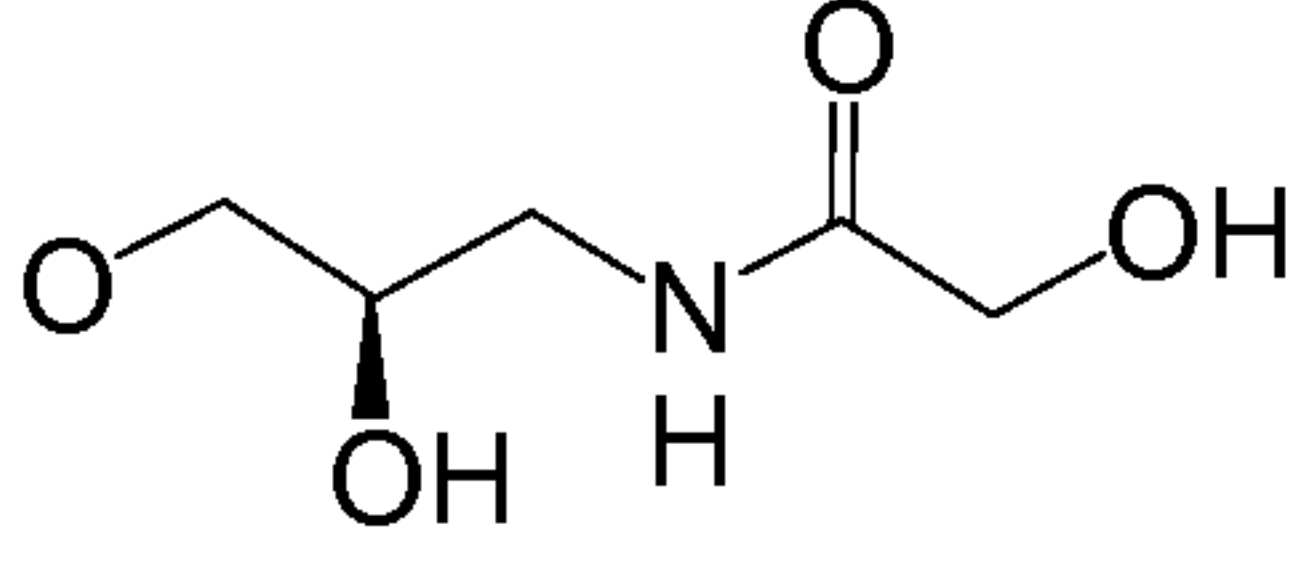
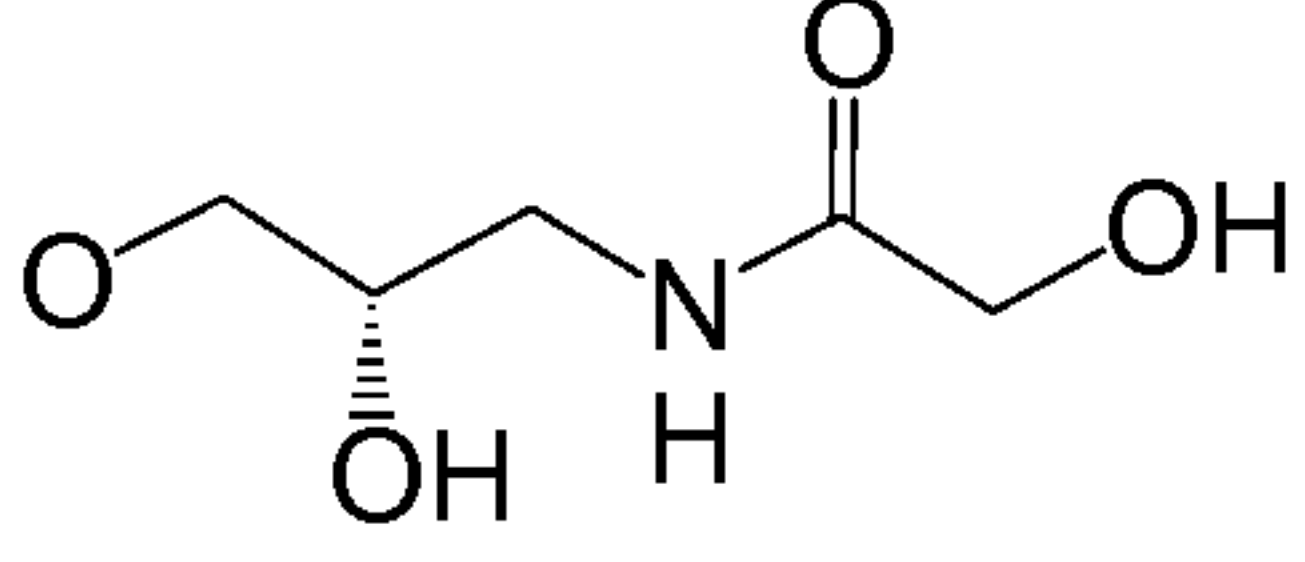
The title compound is obtained as a yellow solid (775 mg) from 4,N-dihydroxy-3-methyl-5-propyl-benzamidine (1.02 g, 4.90 mmol) and 2-(diethylamino)-6-methyl-isonicotinic acid (1.00 g, 4.09 mmol) in analogy to the procedure given in Example 5; LC-MS*: $t_R = 1.23$ min; $[M+1]^+ = 381.43$; 1H NMR ($CDCl_3$): δ 1.04 (t, $J = 7.0$ Hz, 3 H), 1.25 (t, $J = 7.0$ Hz, 6 H), 1.74 (h, $J = 7.0$ Hz, 2 H), 2.36 (s, 3 H), 2.50 (s, 3 H), 2.68 (t, $J = 7.3$ Hz, 2 H), 3.63 (q, $J = 6.8$ Hz, 4 H), 4.97 (s, 1 H), 7.01 (s, 1 H), 7.10 (s, 1 H), 7.83 (s, 1 H), 7.84 (s, 1 H).

10 **Examples 97 to 102**



The following Examples are prepared starting from Example 96 in analogy to previous Examples.

Example	prepared in analogy to Example	R	LC-MS	
			t_R (min)	$[M+H]^+$
97	3		1.12*	455.52
98	4		1.12*	455.41
99	16		0.73	454.26
100	16		0.73	454.23

101	17		1.04*	512.53
102	17		1.04*	512.50

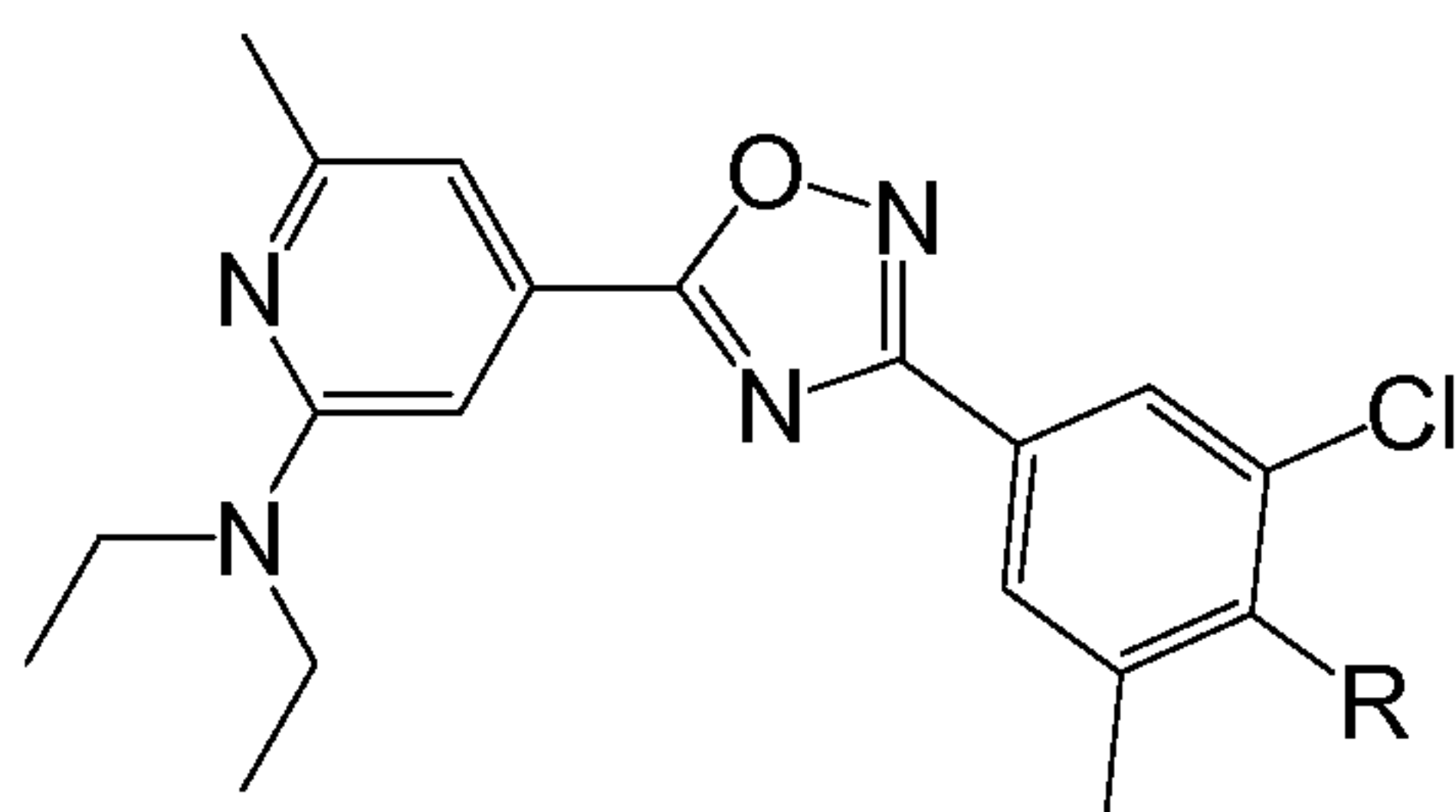
Example 101

¹H NMR (CDCl₃): δ 1.02 (t, *J* = 7.3 Hz, 3 H), 1.24 (t, *J* = 7.0 Hz, 6 H), 1.68-1.78 (m, 2 H), 2.39 (s, 3 H), 2.49 (s, 3 H), 2.69 (t, *J* = 7.3 Hz, 2 H), 3.47-3.57 (m, 4 H), 3.62 (q, *J* = 6.8 Hz, 4 H), 3.76-3.93 (m, 3 H), 4.17-4.24 (m, 3 H), 7.00 (s, 1 H), 7.06 (t br, *J* = 5.0 Hz), 7.09 (s, 1 H), 7.86 (s, 2 H).

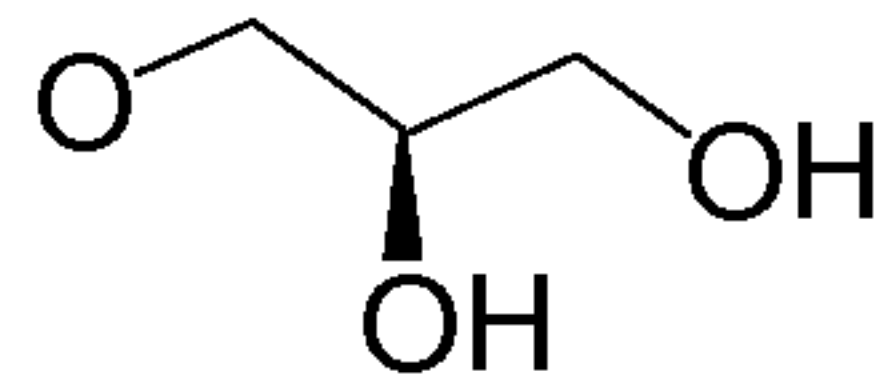
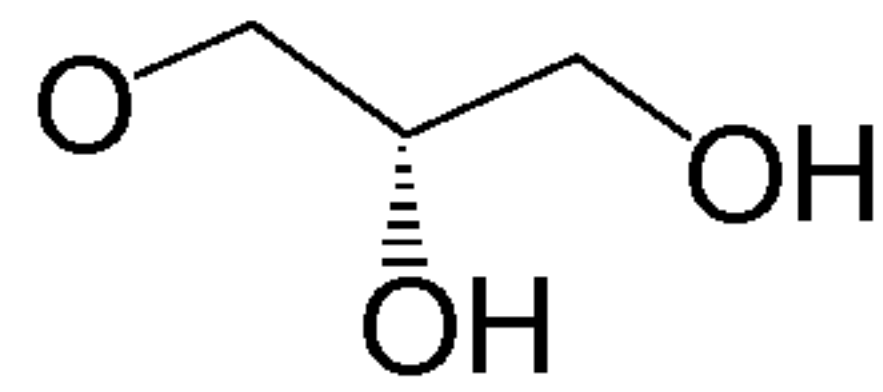
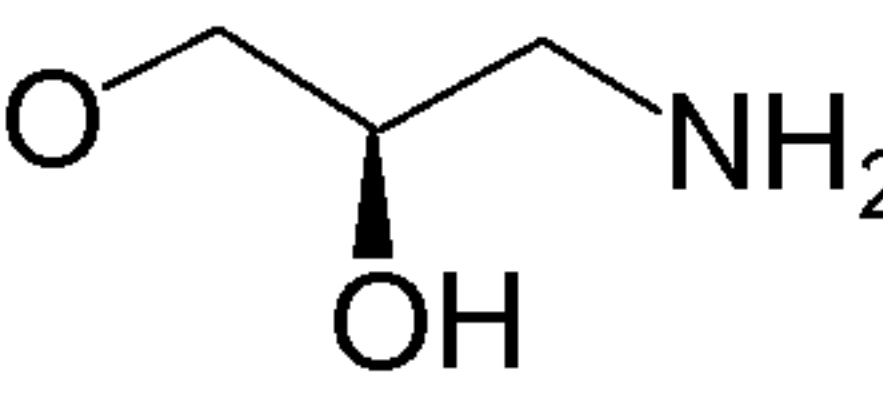
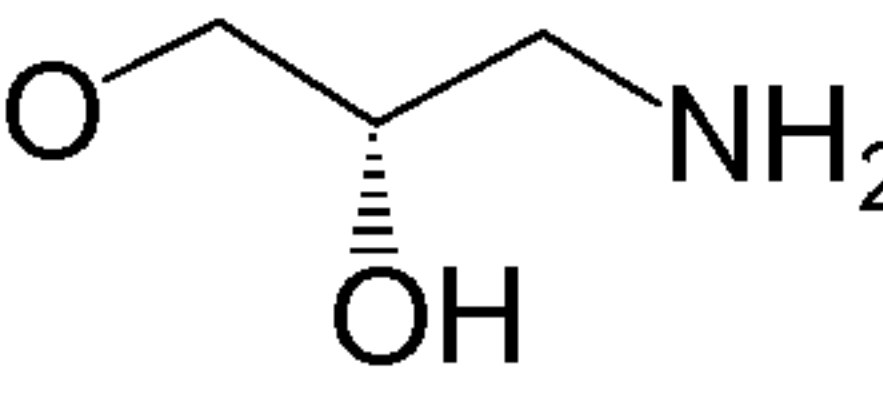
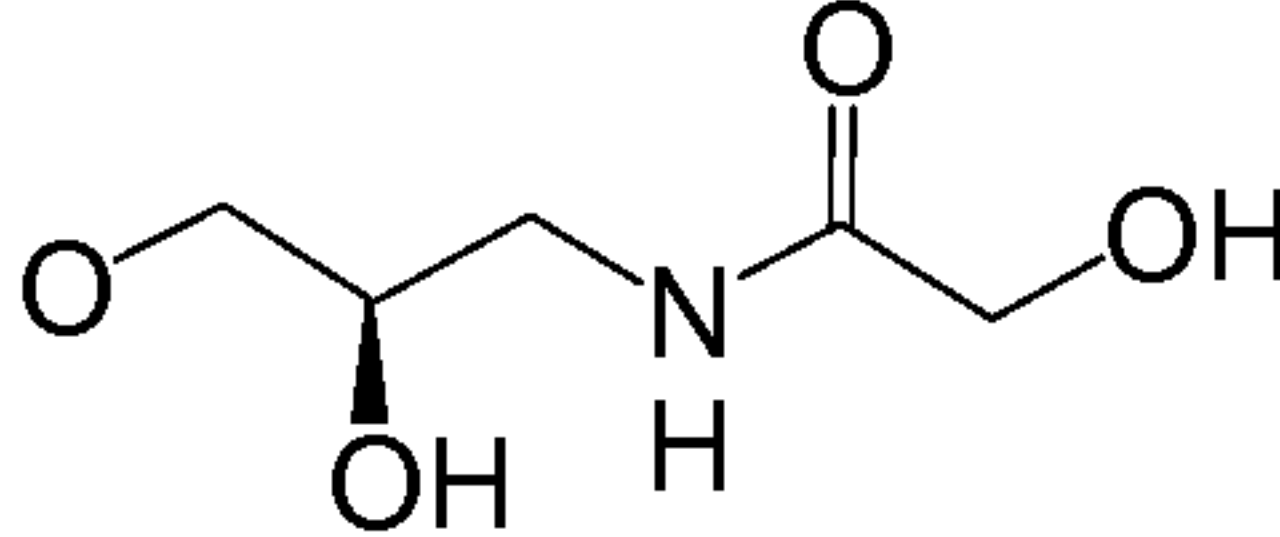
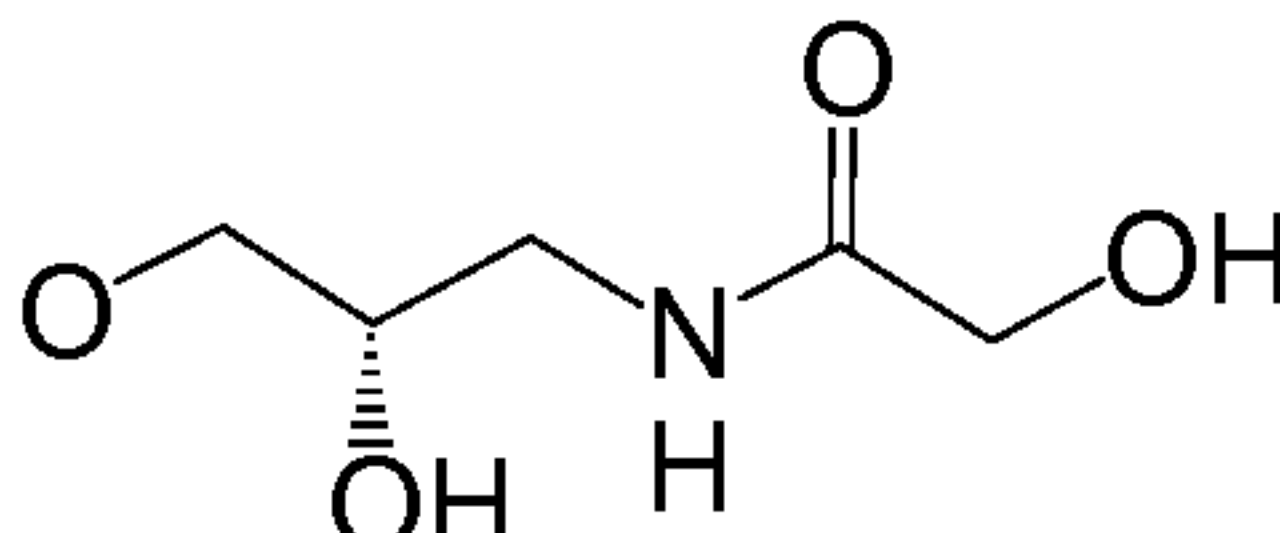
Example 103

10 **2-Chloro-4-[5-(2-diethylamino-6-methyl-pyridin-4-yl)-[1,2,4]oxadiazol-3-yl]-6-methyl-phenol**

The title compound is obtained as a yellow solid (991 mg) from 3-chloro-4,N-dihydroxy-5-methyl-benzamidine (0.82 g, 4.09 mmol) and 2-(diethylamino)-6-methyl-isonicotinic acid (1.00 g, 4.09 mmol) in analogy to the procedure given in Example 5; LC-MS: *t_R* = 0.88 min; [M+1]⁺ = 373.13; ¹H NMR (D₆-DMSO): δ 1.16 (t, *J* = 6.5 Hz, 6 H), 2.32 (s, 3 H), 2.42 (s, 3 H), 3.58 (q, *J* = 6.8 Hz, 4 H), 6.98 (s, 1 H), 7.05 (s, 1 H), 7.81 (s, 1 H), 7.88 (s, 1 H), 9.97 (s br, 1 H).

Examples 104 to 109

20 The following Examples are prepared starting from Example 103 in analogy to previous Examples.

Example	prepared in analogy to Example	R	LC-MS	
			t _R (min)	[M+H] ⁺
104	3		1.08*	447.08
105	4		1.08*	447.12
106	16		1.07*	446.07
107	16		0.70	446.22
108	17		1.01*	504.06
109	17		1.01*	504.09

Example 105

¹H NMR (CDCl₃): δ 1.25 (t, *J* = 7.0 Hz, 6 H), 2.44 (s, 3 H), 2.50 (s, 3 H), 3.63 (q, *J* = 7.0 Hz, 4 H), 3.83-3.94 (m, 2 H), 4.09-4.14 (m, 2 H), 4.15-4.22 (m, 1 H), 6.99 (s, 1 H), 7.08 (s, 1 H), 7.94 (s, 1 H), 8.08 (s, 1 H).

Example 109

¹H NMR (CDCl₃): δ 1.24 (t, *J* = 7.0 Hz, 6 H), 2.42 (s, 3 H), 2.48 (s, 3 H), 3.17 (s br, 1 H), 3.52-3.58 (m, 1 H), 3.62 (q, *J* = 7.0 Hz, 4 H), 3.72 (s br, 1 H), 3.77-3.85 (m, 1 H), 3.97-4.03 (m, 1 H), 4.03-4.08 (m, 1 H), 4.17-4.26 (m, 3 H), 6.97 (s, 1 H), 7.05 (s, 1 H), 7.15 (t br, *J* = 5.5 Hz, 1 H), 7.91 (s, 1 H), 8.05 (s, 1 H).

Example 110

{4-[3-(4-Amino-3-chloro-5-methyl-phenyl)-[1,2,4]oxadiazol-5-yl]-6-methyl-pyridin-2-yl}-diethyl-amine

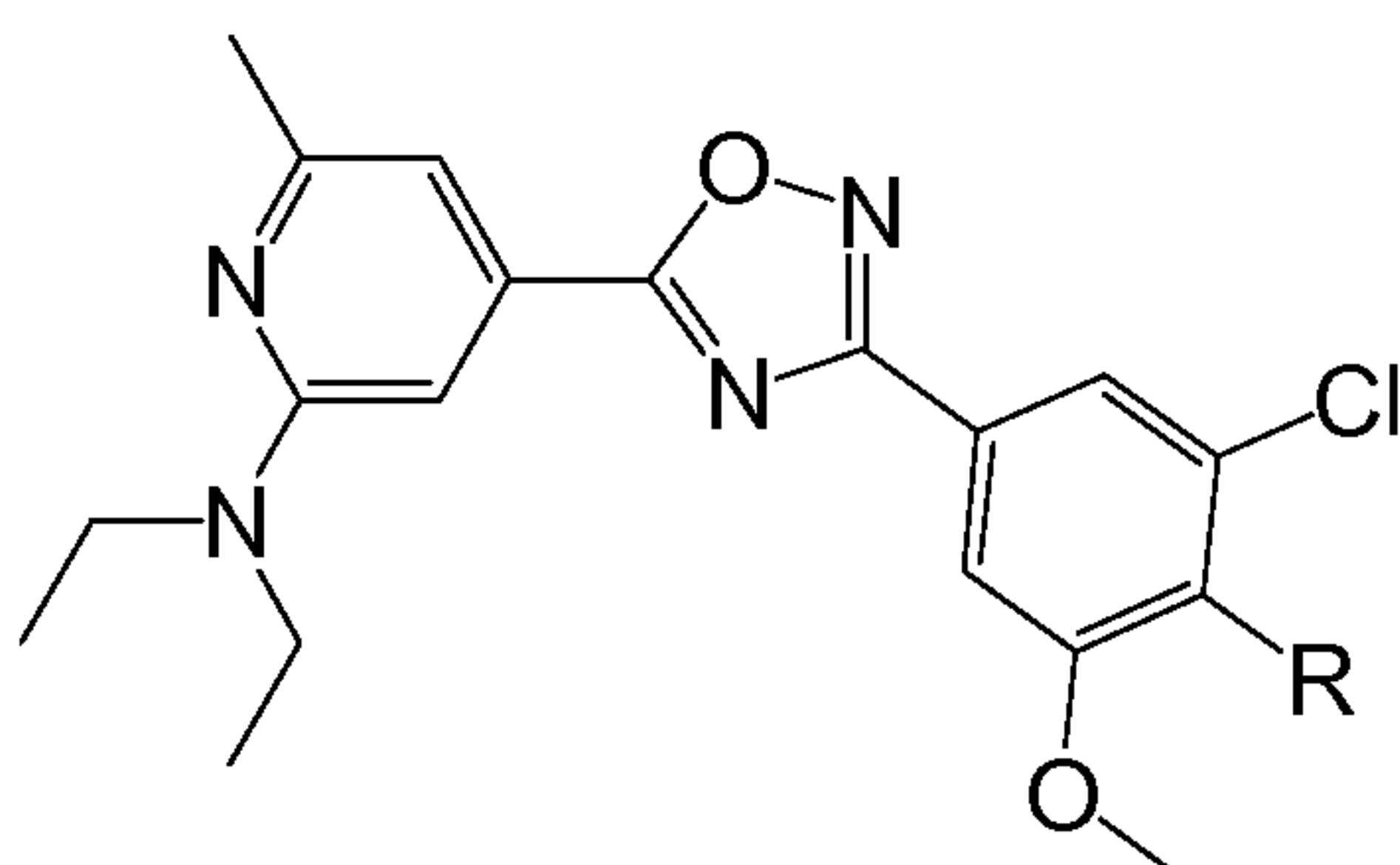
The title compound is obtained as a yellow solid (1.72 g) from 4-amino-3-chloro-N-hydroxy-5-methyl-benzamidine (1.21 g, 6.06 mmol) and 2-(diethylamino)-6-methyl-isonicotinic acid (1.52 g, 5.77 mmol) in analogy to the procedure given in Example 5; LC-MS: $t_R = 0.90$ min; $[M+1]^+ = 372.09$; 1H NMR ($CDCl_3$): δ 1.25 (t, $J = 6.8$ Hz, 6 H), 2.31 (s, 3 H), 2.49 (s, 3 H), 3.63 (q, $J = 7.0$ Hz, 4 H), 4.37 (s, 2 H), 7.00 (s, 1 H), 7.09 (s, 1 H), 7.81 (s, 1 H), 8.01 (s, 1 H).

10 **Example 111**

2-Chloro-4-[5-(2-diethylamino-6-methyl-pyridin-4-yl)-[1,2,4]oxadiazol-3-yl]-6-methoxy-phenol

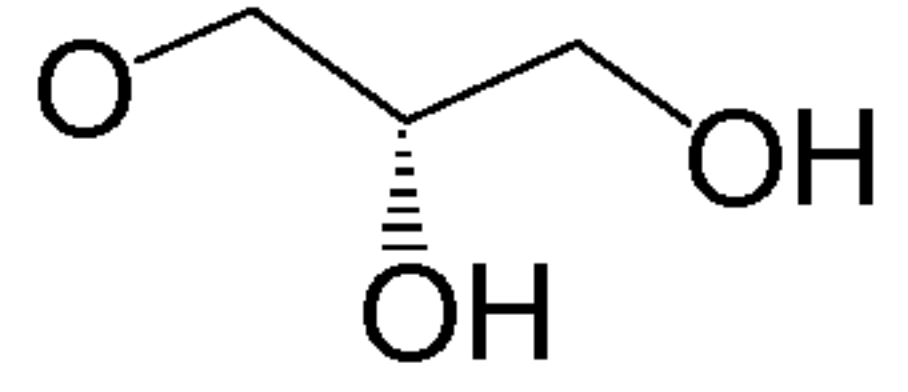
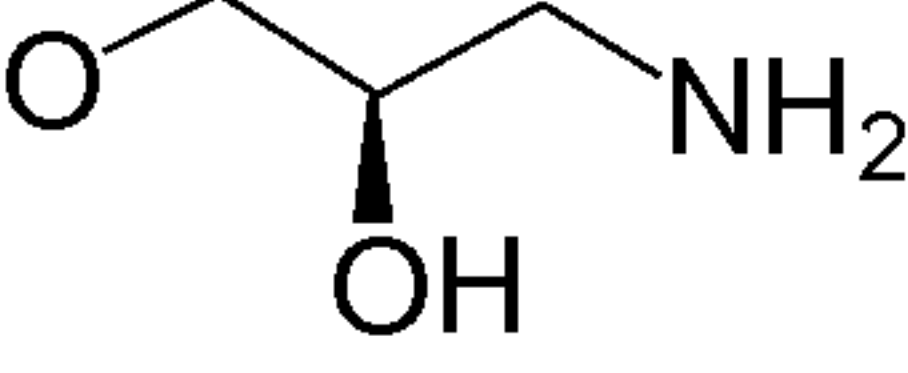
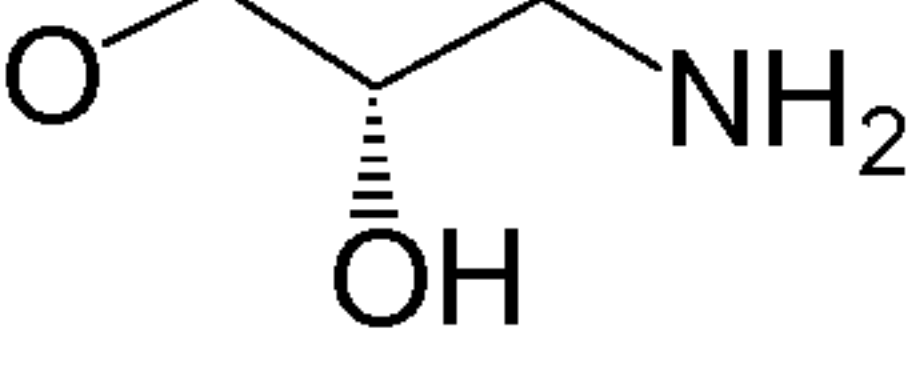
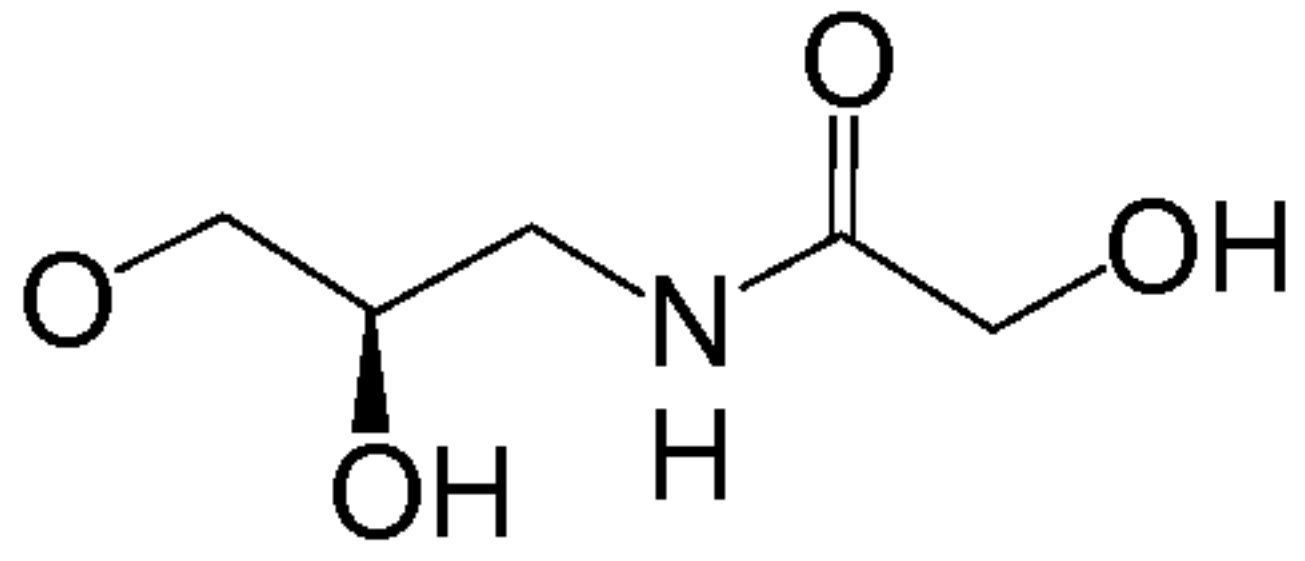
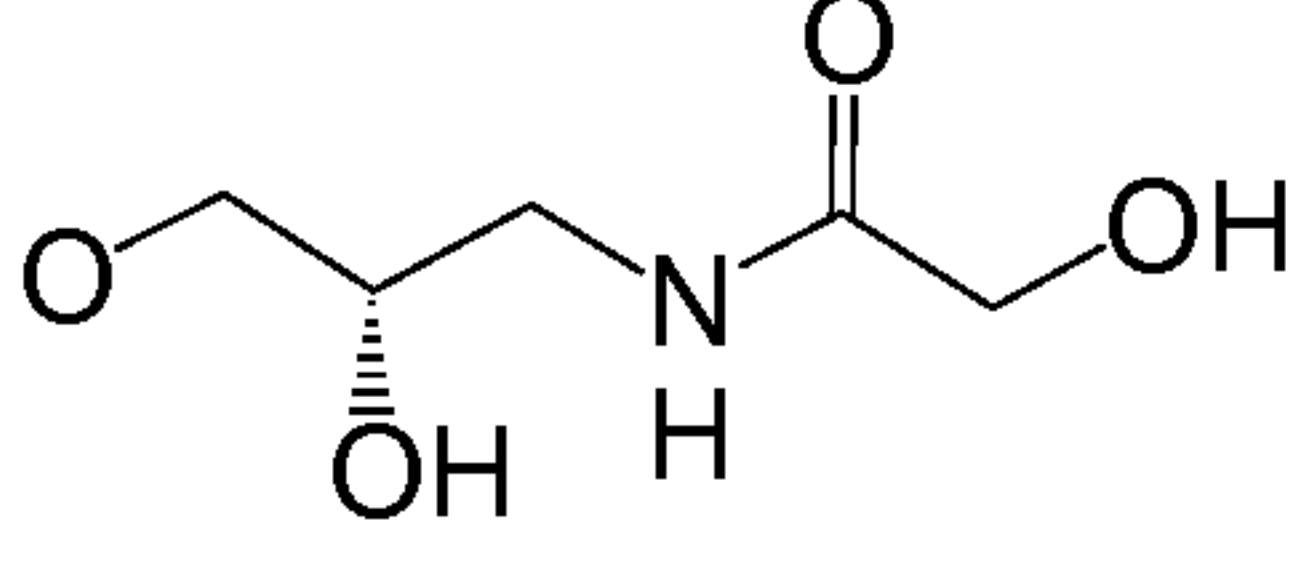
The title compound is obtained as a yellow solid (675 g) from 3-chloro-4,N-dihydroxy-5-methoxy-benzamidine (785 mg, 3.62 mmol) and 2-(diethylamino)-6-methyl-isonicotinic acid (900 mg, 3.43 mmol) in analogy to the procedure given in Example 5; LC-MS: $t_R = 0.86$ min; $[M+1]^+ = 389.06$; 1H NMR ($CDCl_3$): δ 1.25 (t, $J = 6.8$ Hz, 6 H), 2.50 (s, 3 H), 3.63 (q, $J = 7.0$ Hz, 4 H), 4.06 (s, 3 H), 6.17 (s br, 1 H), 7.00 (s, 1 H), 7.09 (s, 1 H), 7.60 (s, 1 H), 7.89 (s, 1 H).

20 **Examples 112 to 117**



The following Examples are prepared starting from Example 111 in analogy to previous Examples.

Example	prepared in analogy to Example	R	LC-MS	
			t_R (min)	$[M+H]^+$
112	3		0.78	463.16

113	4		0.78	463.15
114	16		0.68	462.16
115	16		0.68	462.16
116	17		0.76	520.16
117	17		0.76	520.18

Example 115

^1H NMR (CDCl_3): δ 1.25 (t, $J = 6.5$ Hz, 6 H), 2.49 (s, 3 H), 2.89-3.01 (m, 2 H), 3.62 (q, $J = 6.5$ Hz, 4 H), 3.94-4.10 (m, 5 H), 4.22-4.30 (m, 1 H), 6.99 (s, 1 H), 7.08 (s, 1 H), 7.63 (s, 1 H), 7.88 (s, 1 H).

Example 116

^1H NMR (CDCl_3): δ 1.25 (t, $J = 6.8$ Hz, 6 H), 2.50 (s, 3 H), 2.72 (s br, 1 H), 3.46-3.58 (m, 2 H), 3.63 (q, $J = 6.8$ Hz, 4 H), 3.71-3.80 (m, 2 H), 4.02 (s, 3 H), 4.14 (s br, 1 H), 4.18 (s, 2 H), 4.24 (dd, $J = 9.8, 3.8$ Hz, 1 H), 6.97-7.03 (m, 2 H), 7.08 (s, 1 H), 7.64 (s, 1 H), 7.88 (s, 1 H).

Example 118

rac-3-{2,6-Dichloro-4-[5-(2-diethylamino-6-methyl-pyridin-4-yl)-[1,2,4]oxadiazol-3-yl]-phenoxy}-propane-1,2-diol

The title compound is prepared in analogy to Example 1 starting from 4-allyloxy-3,5-dichloro-N-hydroxy-benzamidine and 2-(diethylamino)-6-methyl-isonicotinic acid; LC-MS: $t_R = 0.81$ min; $[\text{M}+1]^+ = 467.02$; ^1H NMR (CDCl_3): δ 1.25 (t, $J = 7.0$ Hz, 6 H), 2.04 (t br, $J = 6.0$ Hz, 1 H), 2.50 (s, 3 H), 2.88 (d, $J = 3.8$ Hz, 1 H), 3.63 (q, $J = 6.8$ Hz, 4 H), 3.82-3.96 (m, 2 H), 4.17-4.26 (m, 2 H), 4.27-4.34 (m, 1 H), 6.99 (s, 1 H), 7.07 (s, 1 H), 8.18 (s, 2 H).

Example 119**4-[5-(2-Diethylamino-6-methyl-pyridin-4-yl)-[1,2,4]oxadiazol-3-yl]-3-methoxy-phenol**

The title compound is obtained (135 mg) in analogy to Example 5 starting from 4,N-
5 dihydroxy-2-methoxy-benzamidine (123 mg, 0.674 mmol) and 2-(diethylamino)-6-methyl-
isonicotinic acid (150 mg, 0.613 mmol); LC-MS: $t_R = 0.75$ min; $[M+1]^+ = 355.12$.

Example 120**(S)-3-{4-[5-(2-Diethylamino-6-methyl-pyridin-4-yl)-[1,2,4]oxadiazol-3-yl]-3-methoxy-
10 phenoxy}-propane-1,2-diol**

The title compound is prepared from Example 119 in analogy to Example 4; LC-MS: $t_R =$
0.71 min; $[M+1]^+ = 429.18$; 1H NMR ($CDCl_3$): δ 1.24 (t, $J = 7.0$ Hz, 6 H), 2.49 (s, 3 H), 3.62
(q, $J = 6.8$ Hz, 4 H), 3.78-3.86 (m, 1 H), 3.88-3.94 (m, 1 H), 4.00 (s, 3 H), 4.14-4.22 (m, 3
H), 6.63-6.69 (m, 2 H), 7.01 (s, 1 H), 7.09 (s, 1 H), 8.10 (d, $J = 8.3$ Hz, 1 H).

15

Example 121**{4-[3-(2,4-Dimethoxy-phenyl)-[1,2,4]oxadiazol-5-yl]-6-methyl-pyridin-2-yl}-diethyl-
amine**

The title compound is obtained (125 mg) in analogy to Example 5 starting from N-hydroxy-
20 2,4-dimethoxy-benzamidine (110 mg, 0.562 mmol) and 2-(diethylamino)-6-methyl-
isonicotinic acid (125 mg, 0.511 mmol); LC-MS*: $t_R = 1.12$ min; $[M+1]^+ = 369.09$; 1H NMR
($CDCl_3$): δ 1.23 (t, $J = 7.0$ Hz, 6 H), 2.49 (s, 3 H), 3.61 (q, $J = 6.8$ Hz, 4 H), 3.90 (s, 3 H),
4.00 (s, 3 H), 6.62 (s, 1 H), 6.65 (d, $J = 8.5$ Hz, 1 H), 7.01 (s, 1 H), 7.09 (s, 1 H), 8.09 (d, J
 $= 8.8$ Hz, 1 H).

25

Example 122**3-Chloro-4-[5-(2-diethylamino-6-methyl-pyridin-4-yl)-[1,2,4]oxadiazol-3-yl]-phenol**

The title compound is obtained (122 mg) in analogy to Example 5 starting from 2-chloro-
4,N-dihydroxy-benzamidine (800 mg, 4.29 mmol) and 2-(diethylamino)-6-methyl-
30 isonicotinic acid (1.13 g, 4.29 mmol); LC-MS: $t_R = 0.82$ min; $[M+1]^+ = 359.04$.

Example 123**(S)-3-{3-Chloro-4-[5-(2-diethylamino-6-methyl-pyridin-4-yl)-[1,2,4]oxadiazol-3-yl]-
phenoxy}-propane-1,2-diol**

The title compound is prepared from Example 122 in analogy to Example 4; LC-MS: $t_R =$
35 0.75 min; $[M+1]^+ = 427.13$; 1H NMR ($CDCl_3$): δ 1.24 (t, $J = 7.0$ Hz, 6 H), 2.03 (s br, 1 H),

2.49 (s, 3 H), 2.62 (s br, 1 H), 3.62 (q, $J = 7.0$ Hz, 4 H), 3.77-3.84 (m, 1 H), 3.86-3.93 (m, 1 H), 4.12-4.22 (m, 3 H), 6.96-7.02 (m, 2 H), 7.09 (s, 1 H), 7.14 (s, 1 H), 8.01 (d, $J = 8.8$ Hz, 1 H).

5 **Example 124**

rac-3-{4-[5-(2-Diethylamino-6-methyl-pyridin-4-yl)-[1,2,4]oxadiazol-3-yl]-3-methyl-phenoxy}-propane-1,2-diol

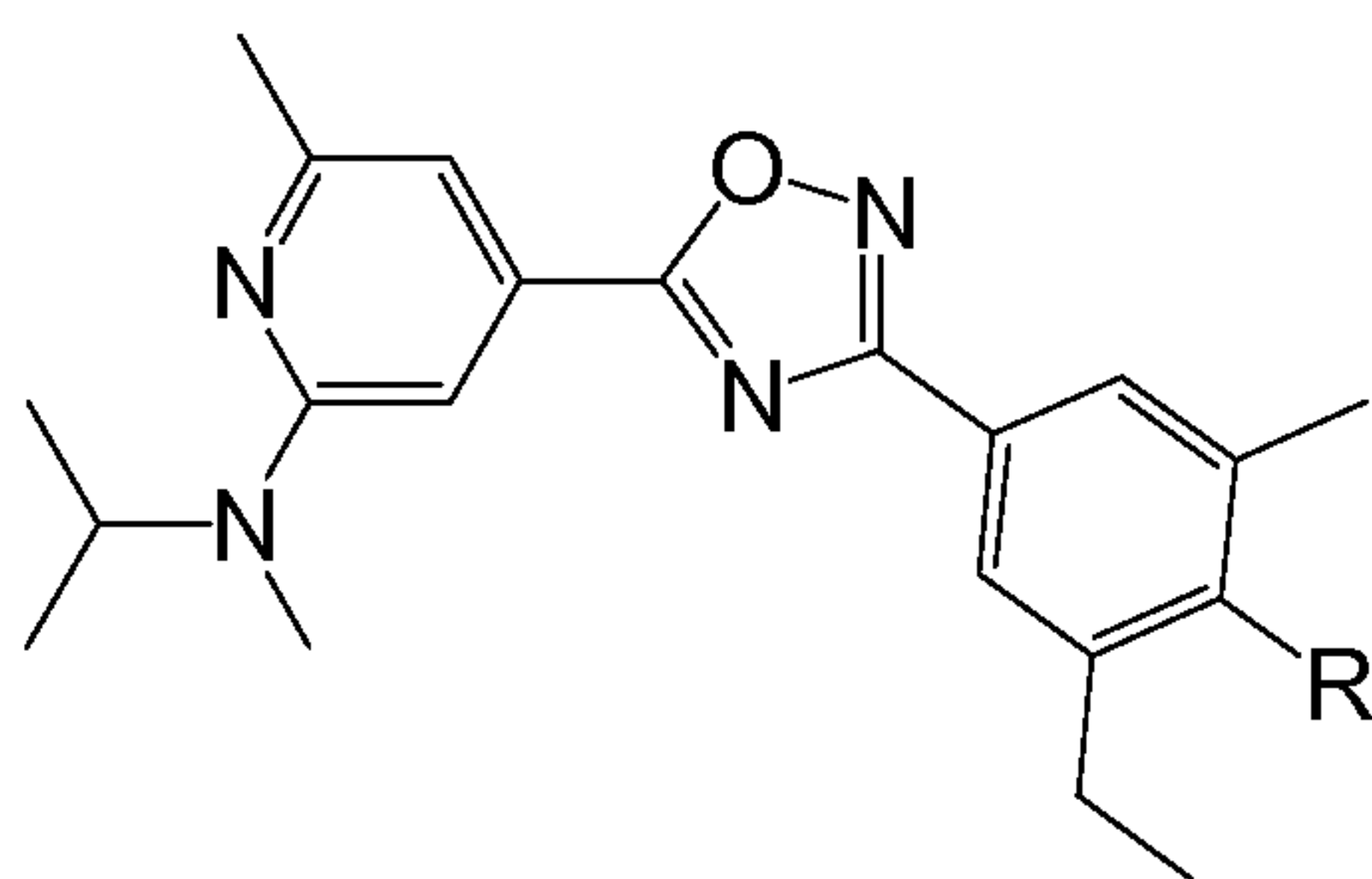
The title compound is prepared in analogy to Example 1 starting from 2-(diethylamino)-6-methyl-isonicotinic acid and 4-allyloxy-N-hydroxy-2-methyl-benzamidine; LC-MS: $t_R = 0.75$ min; $[M+1]^+ = 413.26$; $^1\text{H NMR (CD}_3\text{OD)}$: δ 1.24 (t, $J = 7.0$ Hz, 6 H), 2.46 (s, 3 H), 2.64 (s, 3 H), 3.64 (q, $J = 7.0$ Hz, 4 H), 3.67-3.77 (m, 2 H), 3.99-4.09 (m, 2 H), 4.16 (dd, $J = 9.5, 4.3$ Hz, 1 H), 6.95-7.00 (m, 2 H), 7.06 (d, $J = 3.3$ Hz, 2 H), 8.02 (d, $J = 8.5$ Hz, 1 H).

Example 125

15 **rac-N-(3-{4-[5-(2-Diethylamino-6-methyl-pyridin-4-yl)-[1,2,4]oxadiazol-3-yl]-3-methyl-phenoxy}-2-hydroxy-propyl)-2-hydroxy-acetamide**

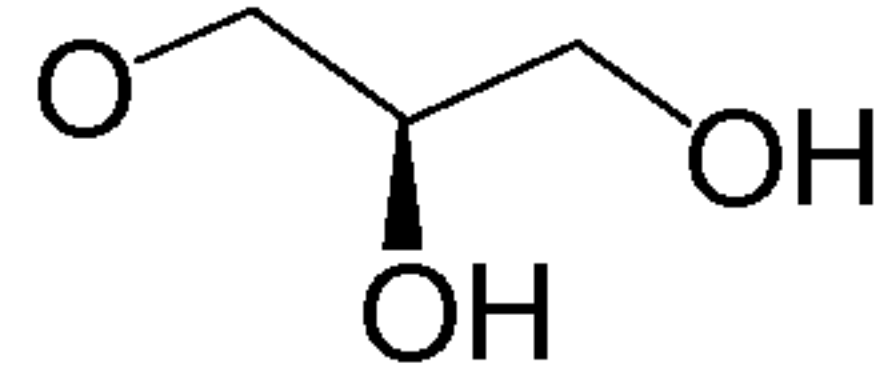
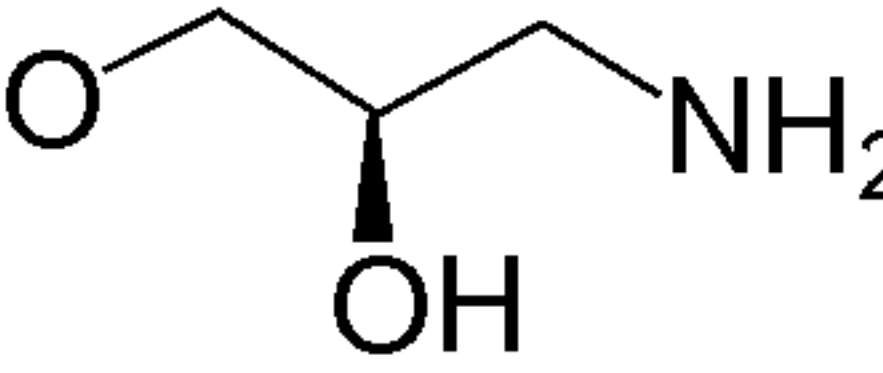
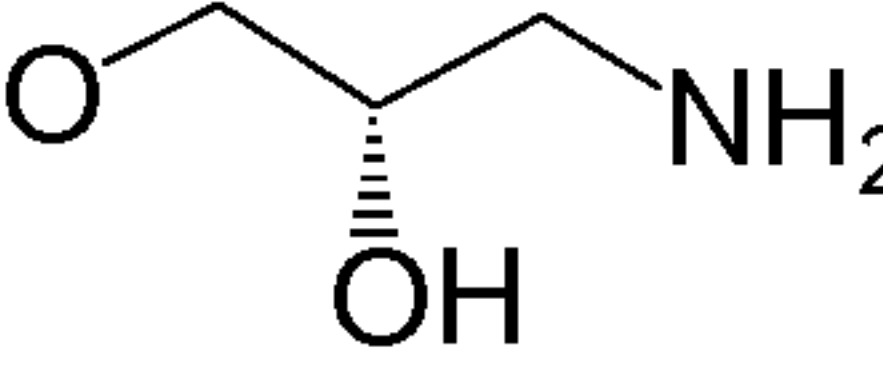
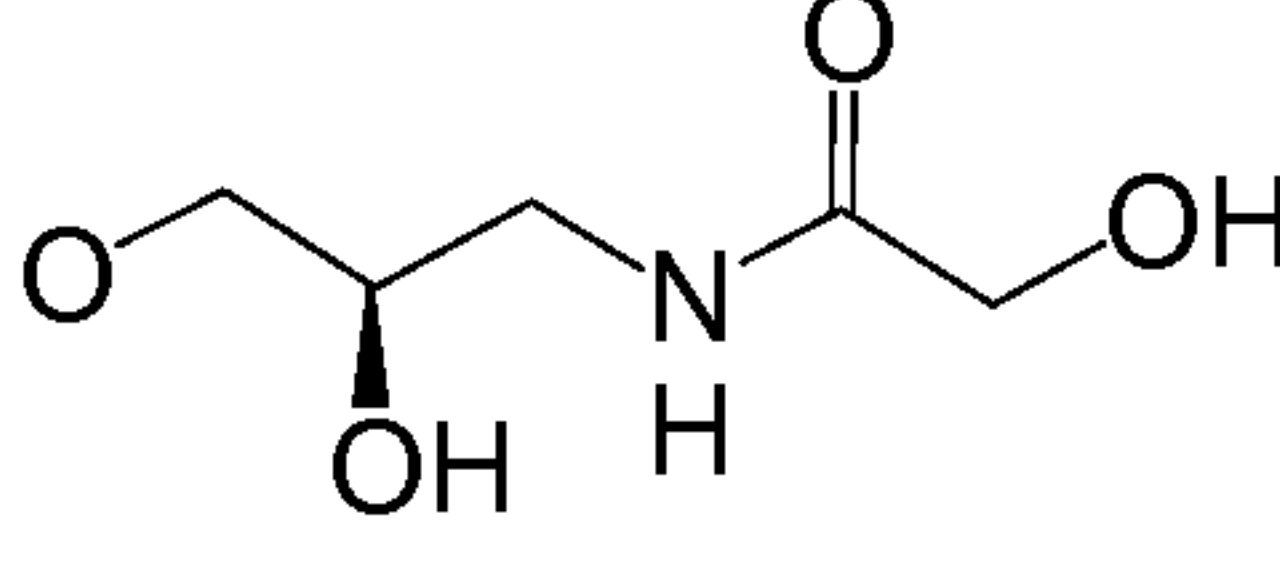
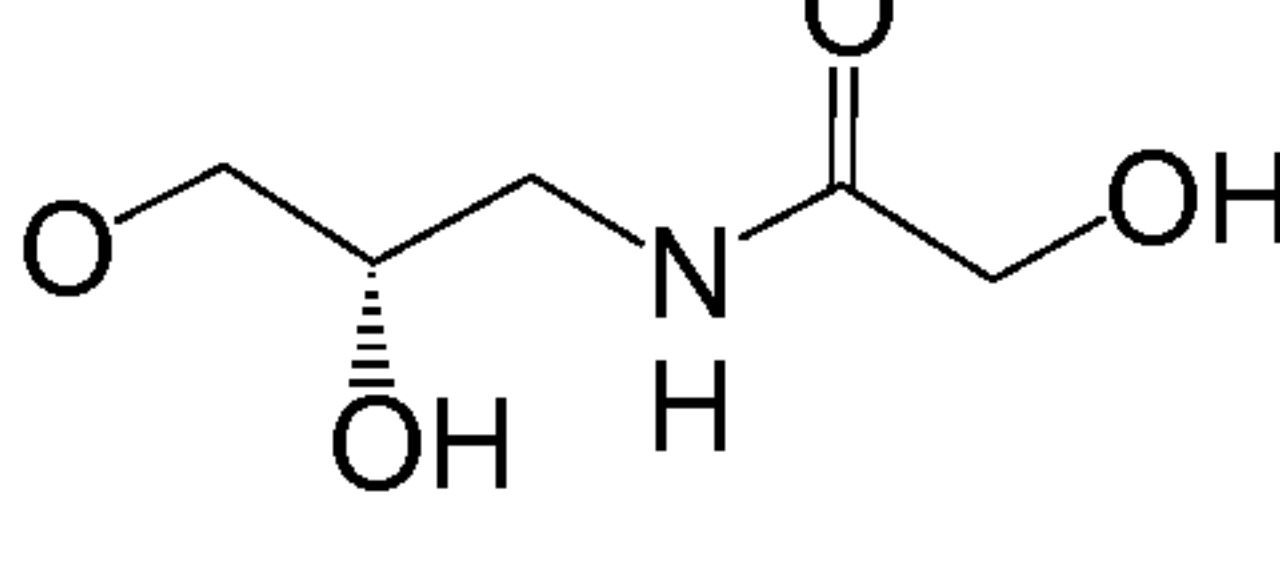
The title compound is prepared in analogy to Example 32 starting from Example 124; LC-MS: $t_R = 0.73$ min; $[M+1]^+ = 470.27$; $^1\text{H NMR (CD}_3\text{OD)}$: δ 1.23 (t, $J = 7.0$ Hz, 6 H), 2.45 (s, 3 H), 2.64 (s, 3 H), 3.44 (dd, $J = 13.8, 6.5$ Hz, 1 H), 3.58-3.67 (m, 5 H), 4.04 (s, 2 H), 4.05-20 4.15 (m, 3 H), 6.94-6.99 (m, 2 H), 7.04 (d, $J = 2.8$ Hz, 2 H), 8.01 (d, $J = 8.3$ Hz, 1 H).

Examples 126 to 130



The following Examples are prepared in analogy to previous Examples starting from Example 23.

Example	prepared in analogy to Example	R	LC-MS	
			t_R (min)	$[M+H]^+$

126	3		0.81	441.27
127	16		0.71	440.28
128	16		0.71	440.26
129	17		0.78	498.23
130	17		0.78	498.21

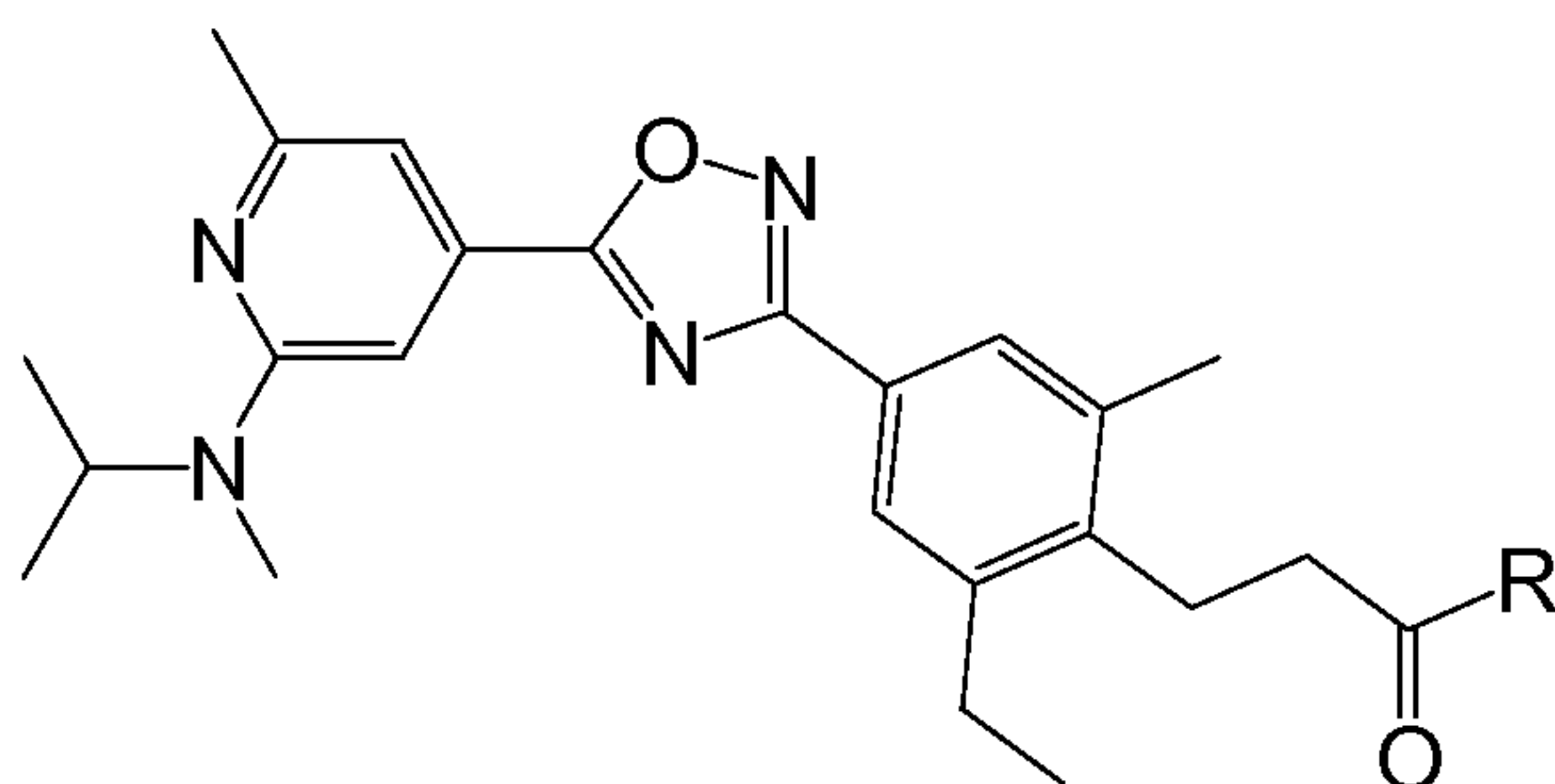
Example 127

^1H NMR (CDCl_3): δ 1.22 (d, $J = 6.5$ Hz, 6 H), 1.29 (t, $J = 7.5$ Hz, 3 H), 2.35 (s, 2 H), 2.48 (s, 3 H), 2.72 (q, $J = 7.5$ Hz, 2 H), 2.94 (s, 3 H), 3.14-3.33 (m, 2 H), 3.84-3.92 (m, 3 H), 3.99 (s, 2 H), 4.25-4.35 (m, 1 H), 4.97 (hept, $J = 6.5$ Hz), 5.58 (s br, 1 H), 7.00 (s, 1 H), 7.06 (s, 1 H), 7.79 (s, 1 H), 7.82 (s, 1 H).

Example 130

^1H NMR (CDCl_3): δ 1.24 (d, $J = 6.8$ Hz, 6 H), 1.32 (t, $J = 7.5$ Hz, 3 H), 2.39 (s, 3 H), 2.51 (s, 3 H), 2.75 (q, $J = 7.5$ Hz, 2 H), 2.93 (s br, 1 H), 2.97 (s, 3 H), 3.45-3.57 (m, 2 H), 3.76-3.93 (m, 3 H), 4.17-4.24 (m, 3 H), 4.93-5.06 (m, 1 H), 7.05 (s, 1 H), 7.08 (t br, $J = 5.3$ Hz, 1 H), 7.12 (s, 1 H), 7.87 (s, 1 H), 7.88 (s, 1 H).

Examples 131 to 132



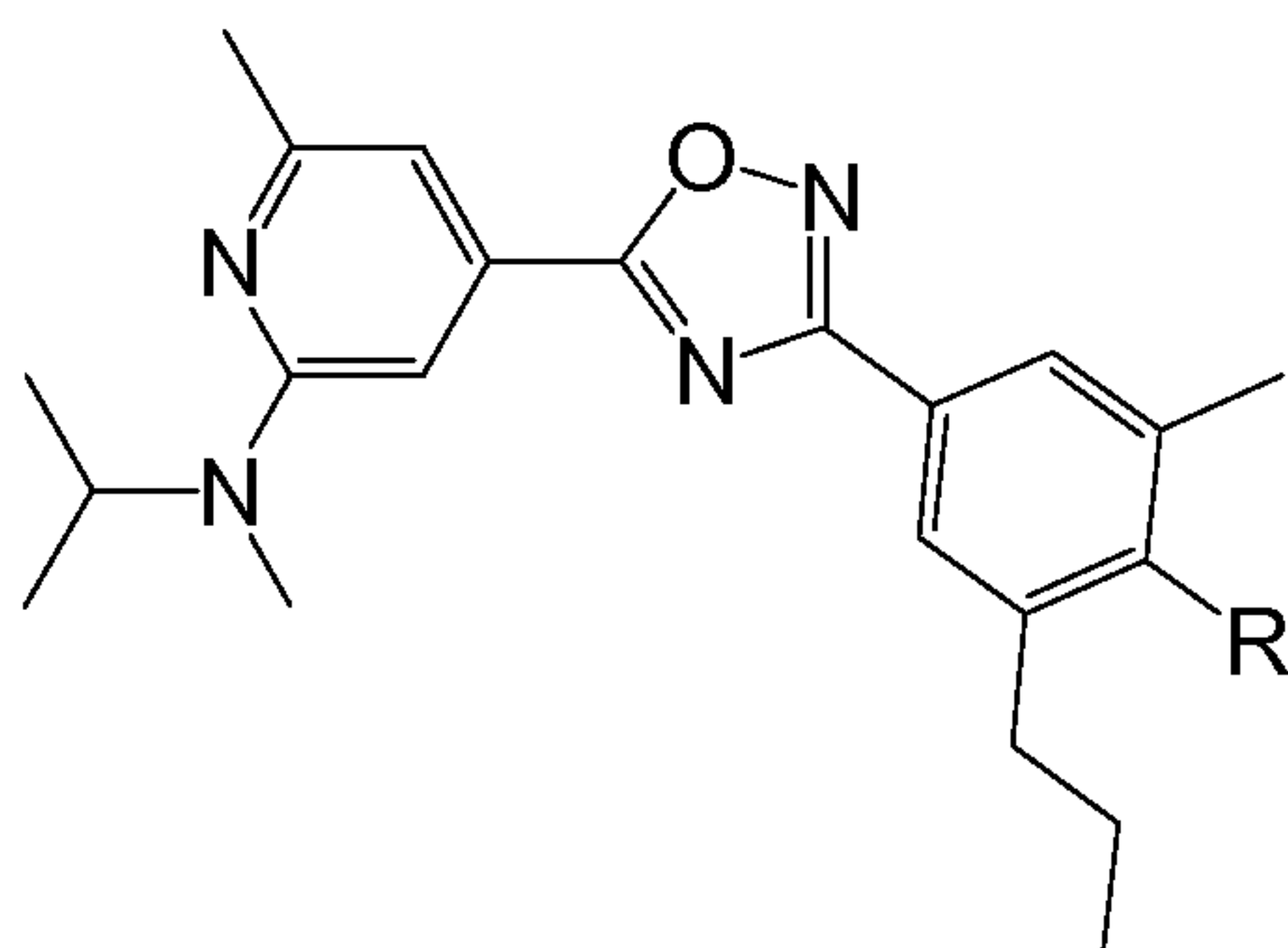
The following Examples are prepared starting from Example 25 in analogy to Example 68.

Example	R	LC-MS	
		t _R (min)	[M+H] ⁺
131	HN—	0.87	436.26
132	HN—CH ₂ —CH ₂ —OH	0.81	466.24

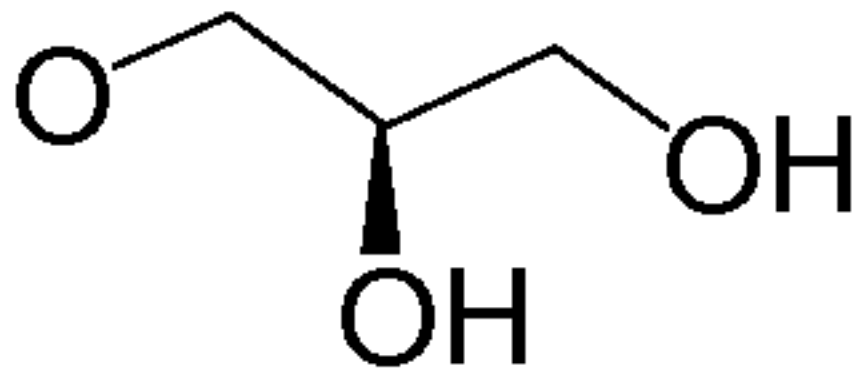
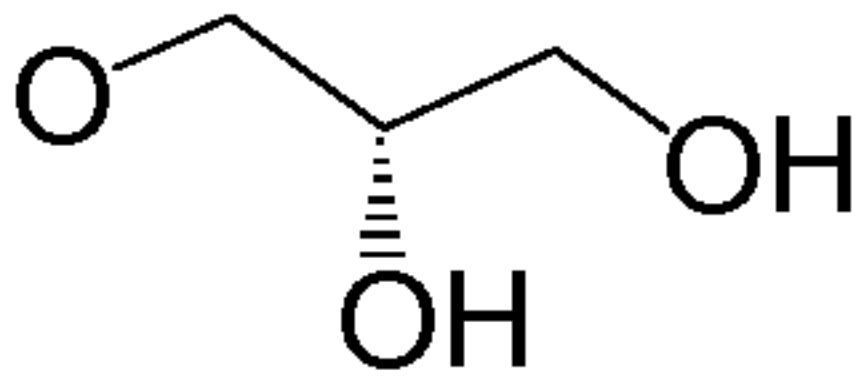
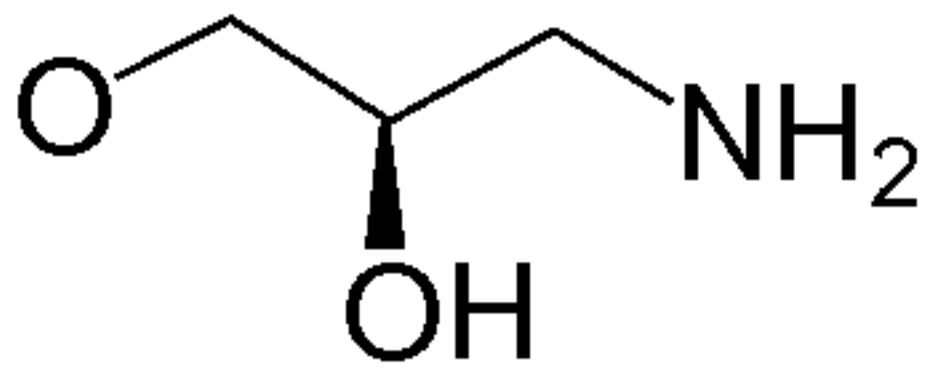
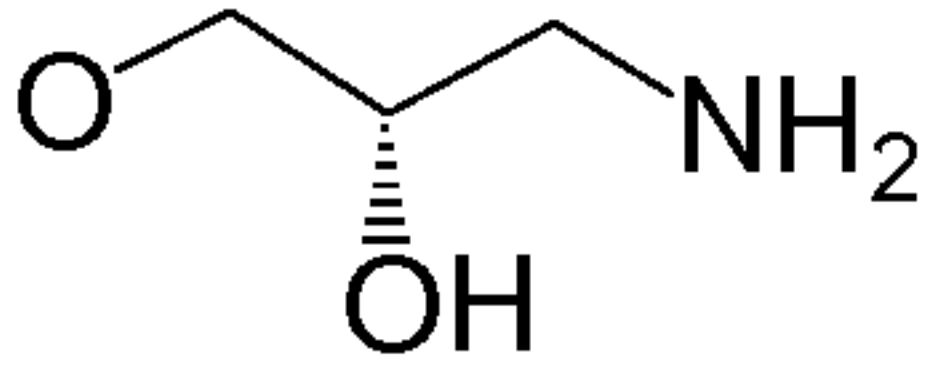
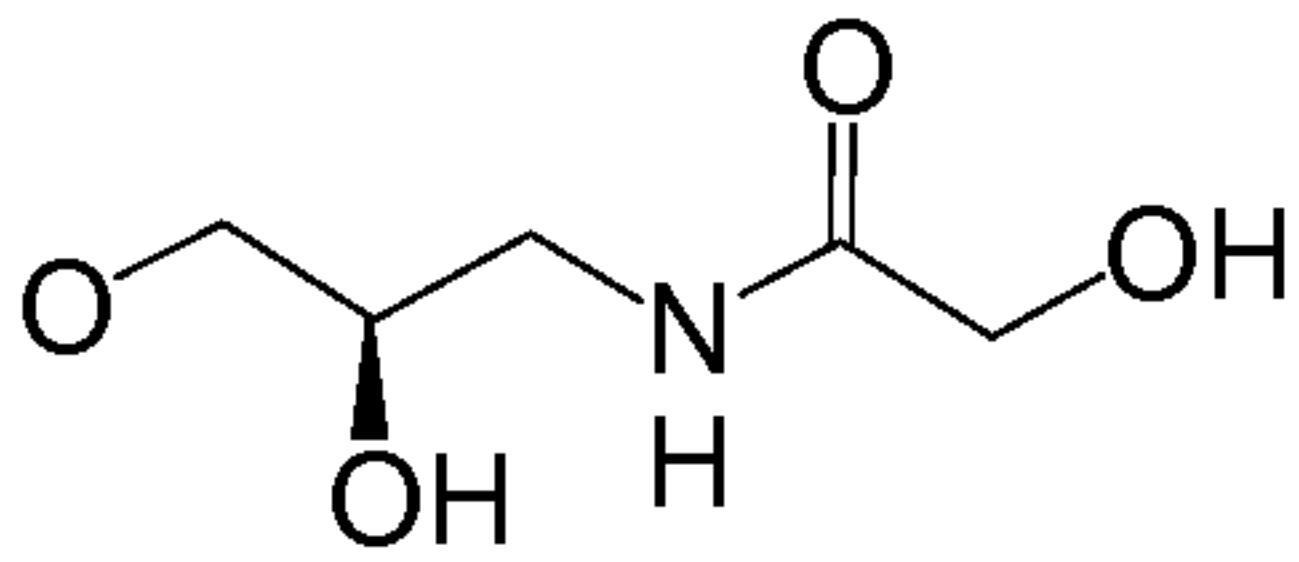
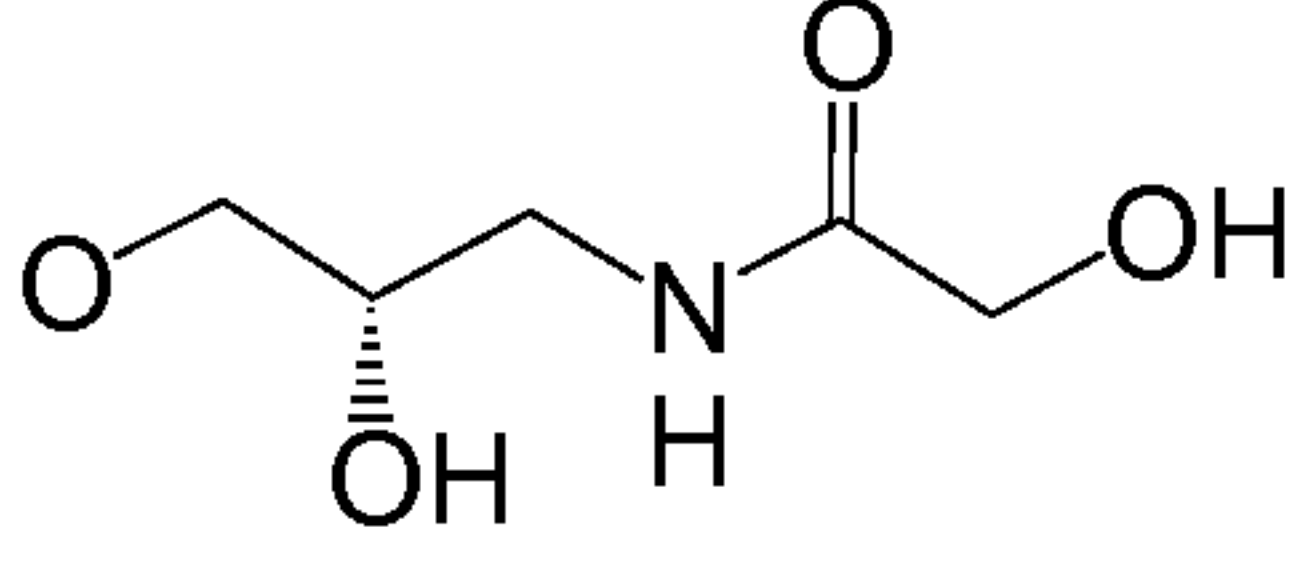
Example 131

- 5 ¹H NMR (CDCl₃): δ 1.24 (d, J = 6.5 Hz, 6 H), 1.32 (t, J = 7.5 Hz, 3 H), 2.34-2.40 (m, 2 H), 2.45 (s, 3 H), 2.51 (s, 3 H), 2.77 (q, J = 7.3 Hz, 2 H), 2.85 (d, J = 4.5 Hz, 3 H), 2.97 (s, 3 H), 3.07-3.14 (m, 2 H), 4.95-5.05 (m, 1 H), 5.37 (s br, 1 H), 7.06 (s, 1 H), 7.14 (s, 1 H), 7.84 (s, 1 H), 7.86 (s, 1 H).

10 Examples 133 to 139



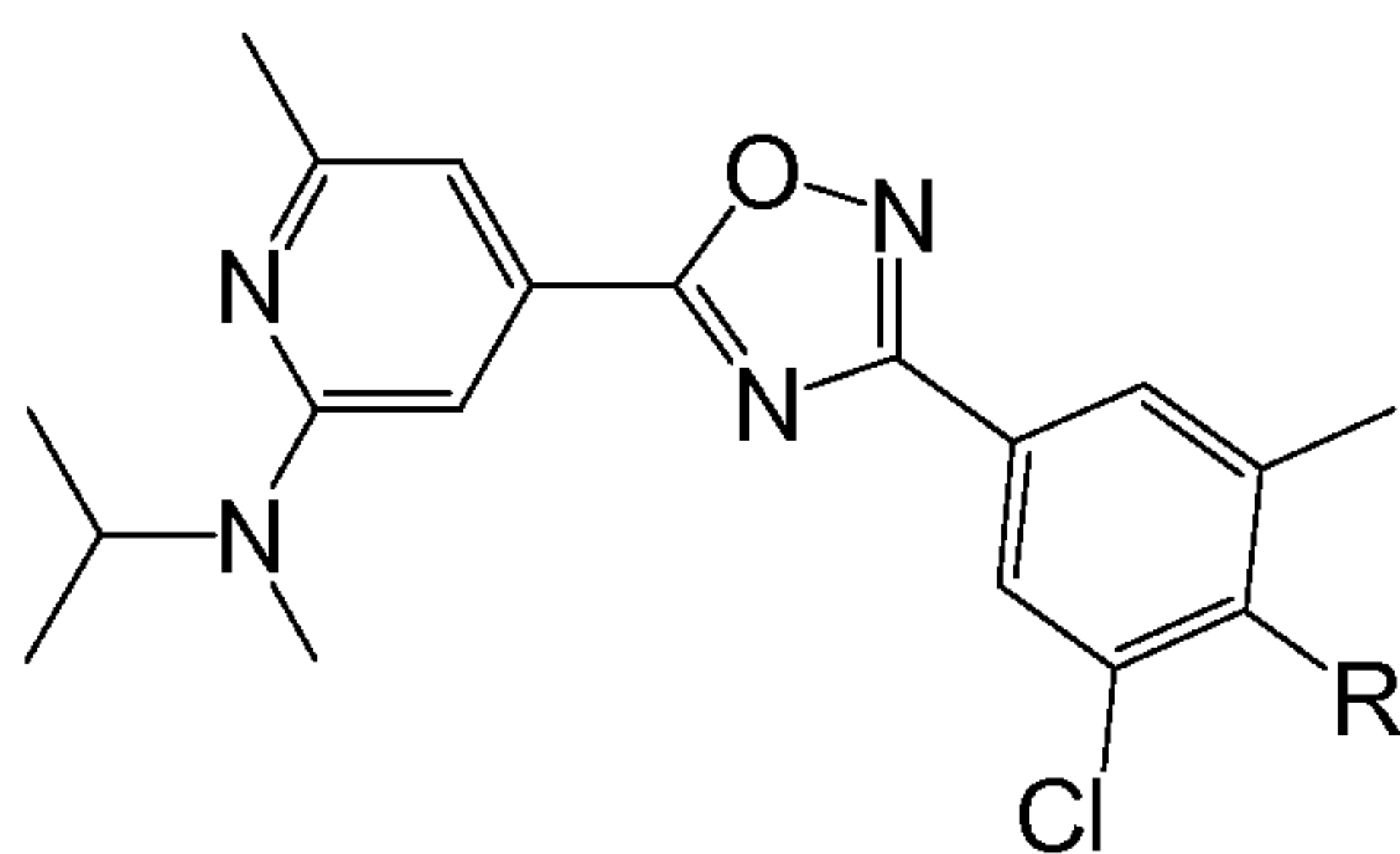
The following Examples are prepared in analogy to previous Examples starting from 2-(isopropyl-methyl-amino)-6-methyl-isonicotinic acid and 4,N-dihydroxy-3-methyl-5-propyl-benzamidine.

Example	prepared in analogy to Example	R	LC-MS	
			t _R (min)	[M+H] ⁺
133	5	OH	1.21*	381.44
134	3		0.83	455.25
135	4		0.83	455.27
136	16		0.73	454.15
137	16		0.73	454.33
138	17		1.04*	512.55
139	17		1.04*	512.55

Example 133

¹H NMR (D₆-DMSO): δ 0.94 (t, *J* = 7.0 Hz, 3 H), 1.16 (d, *J* = 6.5 Hz, 6 H), 1.54-1.65 (m, 2 H), 2.27 (s, 3 H), 2.43 (s, 3 H), 2.64 (t, *J* = 7.0 Hz, 2 H), 2.89 (s, 3 H), 4.91-5.02 (m, 1 H),
5 5.76 (s, 1 H), 7.01 (s, 1 H), 7.08 (s, 1 H), 7.66 (s, 1 H), 7.69 (s, 1 H).

Examples 140 to 146

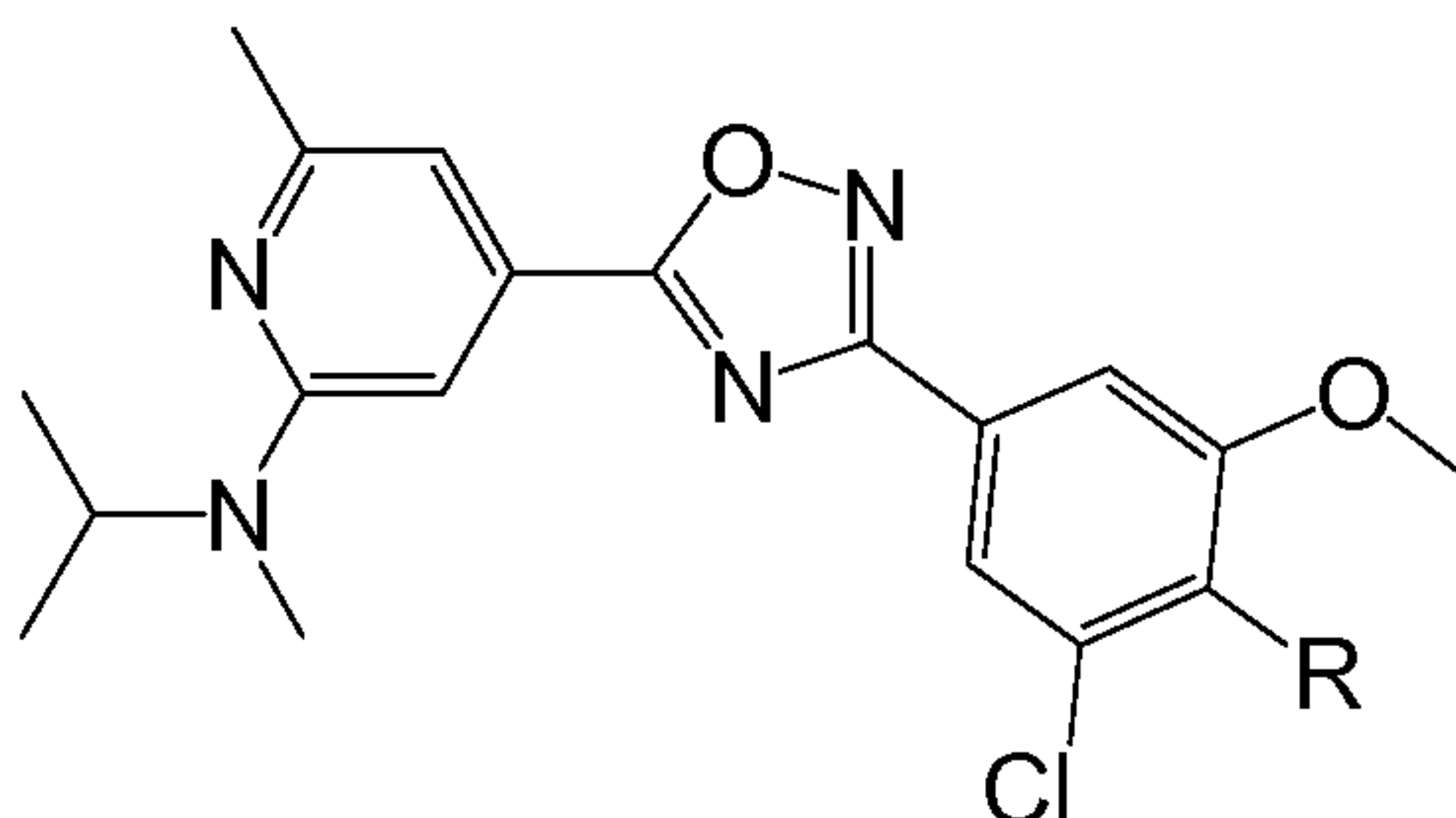


The following Examples are prepared in analogy to previous Examples starting from 2-(isopropyl-methyl-amino)-6-methyl-isonicotinic acid and 3-chloro-4,N-dihydroxy-5-methylbenzamidine.

Example	prepared in analogy to Example	R	LC-MS	
			t _R (min)	[M+H] ⁺
140	5	OH	0.88	373.11
141	3		1.08*	447.08
142	4		1.08*	447.04
143	16		1.00	446.07
144	16		1.07*	446.07
145	17		0.77	504.23
146	17		1.00*	504.06

$^1\text{H NMR}$ (CDCl_3): δ 1.24 (d, $J = 6.5$ Hz, 6 H), 2.42 (s, 3 H), 2.50 (s, 3 H), 2.96 (s, 3 H), 3.04 (s br, 1 H), 3.53-3.62 (m, 1 H), 3.67 (s br, 1 H), 3.77-3.85 (m, 1 H), 3.96-4.03 (m, 1 H), 4.03-4.08 (m, 1 H), 4.19-4.26 (m, 3 H), 4.93-5.04 (m, 1 H), 7.02 (s, 1 H), 7.08 (s, 1 H), 7.12 (t br, $J = 5.3$ Hz, 1 H), 7.91 (s, 1 H), 8.05 (s, 1 H).

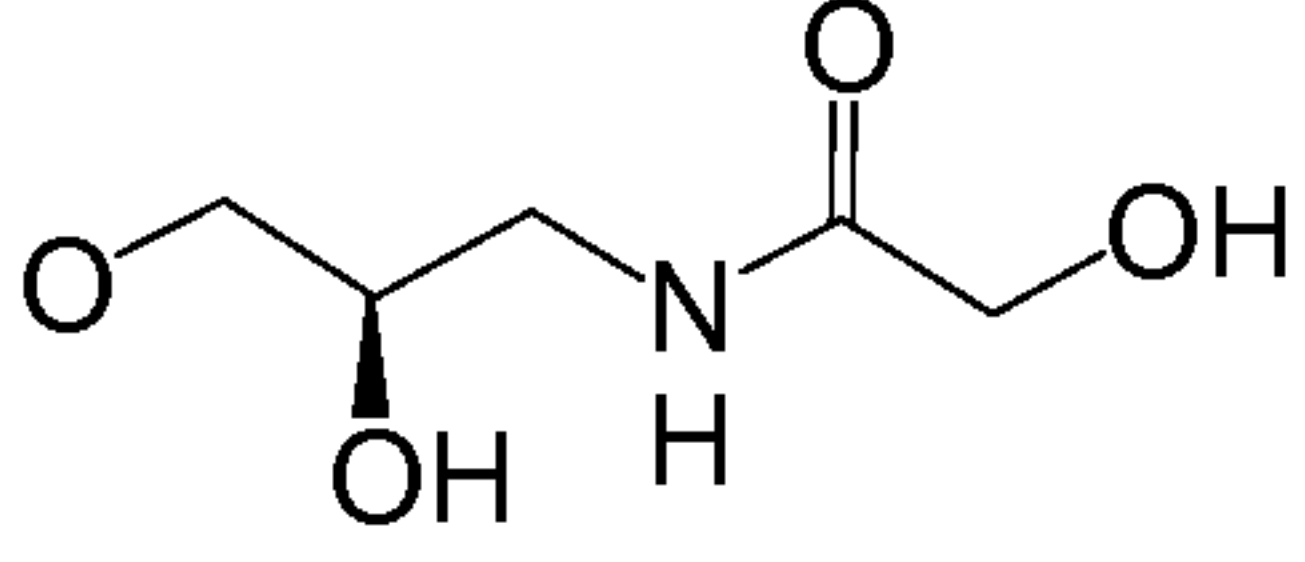
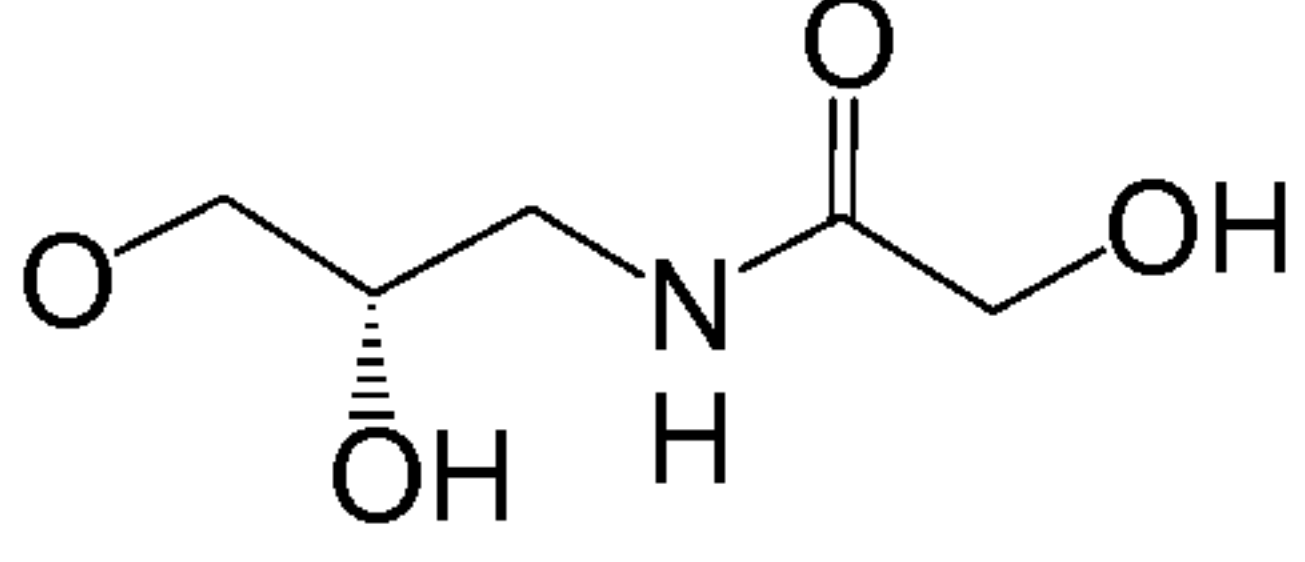
5

Examples 147 to 153

The following Examples are prepared in analogy to previous Examples starting from 2-(isopropyl-methyl-amino)-6-methyl-isonicotinic acid and 3-chloro-4,N-dihydroxy-5-methoxybenzamide.

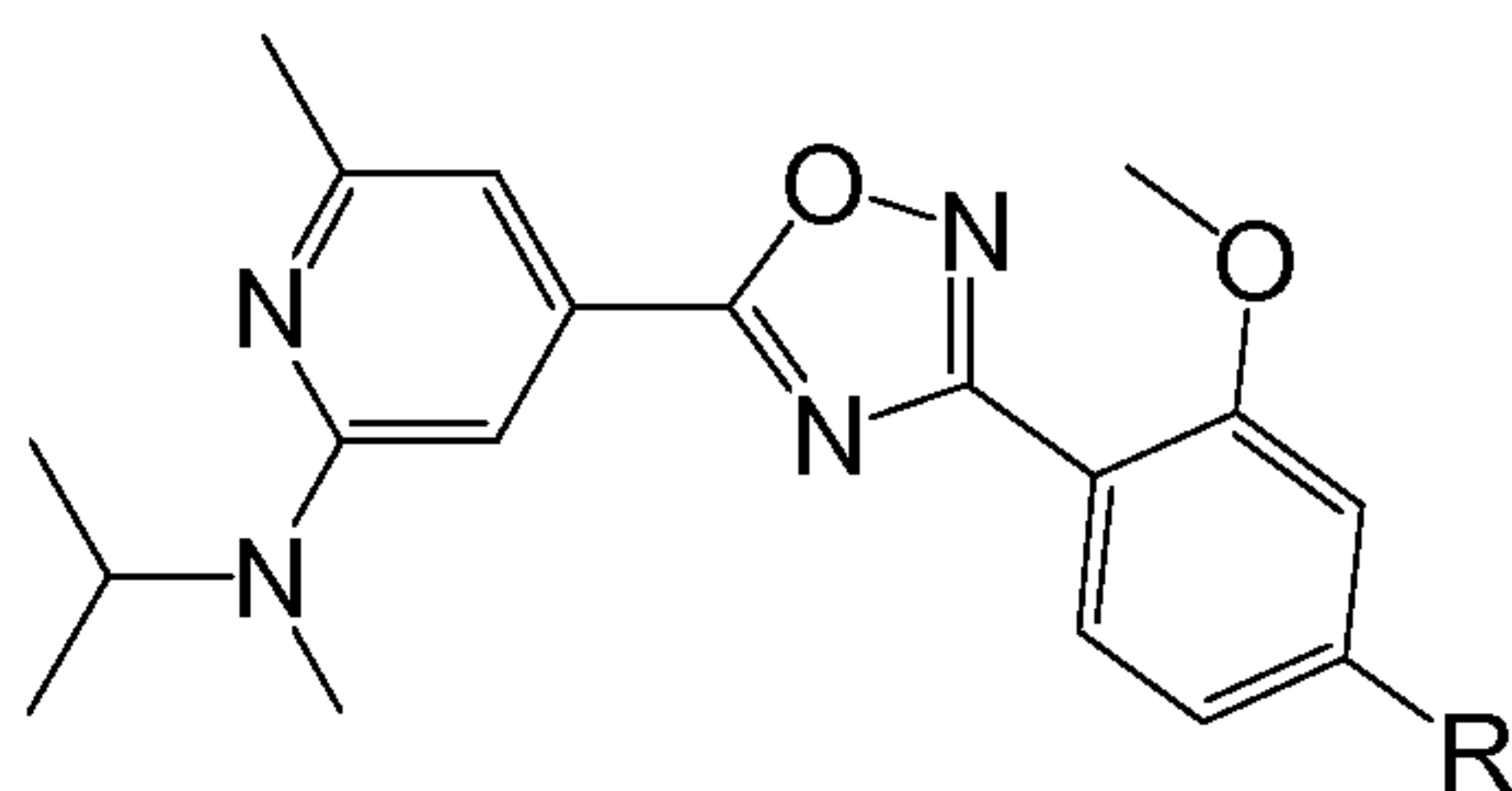
10

Example	prepared in analogy to Example	R	LC-MS	
			t_R (min)	$[\text{M}+\text{H}]^+$
147	5	OH	0.85	389.06
148	3		0.78	463.14
149	4		0.78	463.16
150	16		0.68	462.18
151	16		0.68	462.12

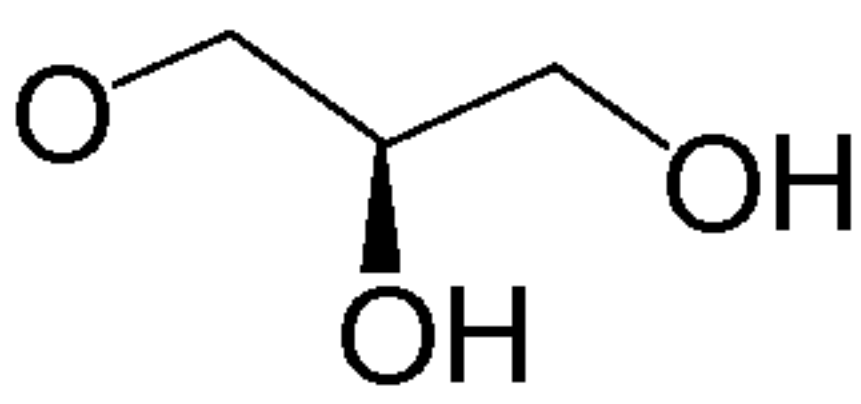
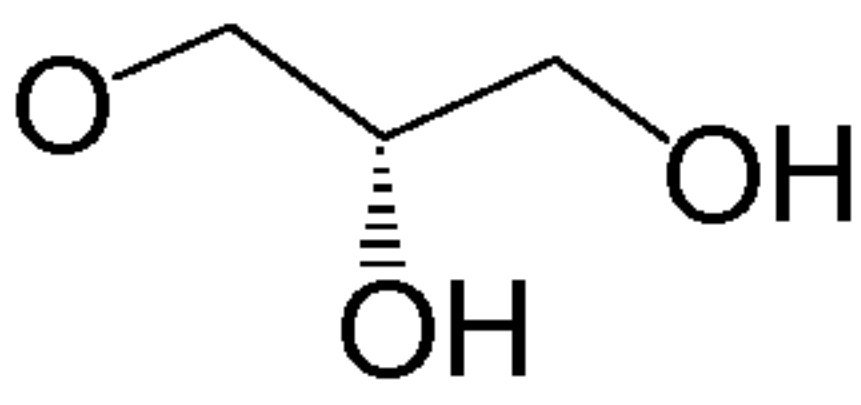
152	17		0.79	519.96
153	17		0.79	519.96

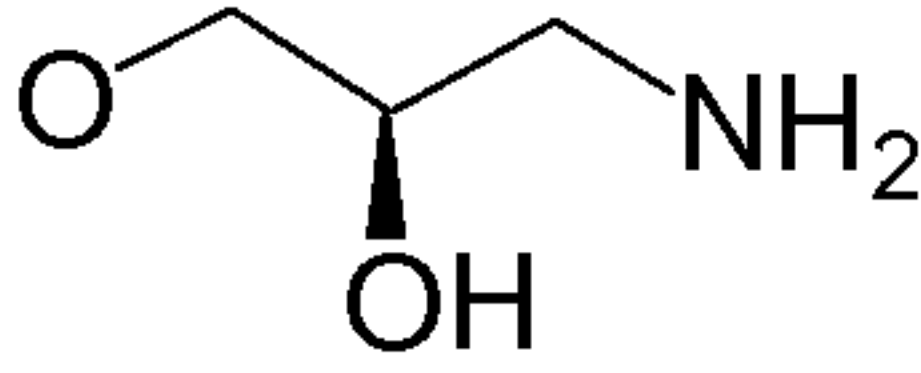
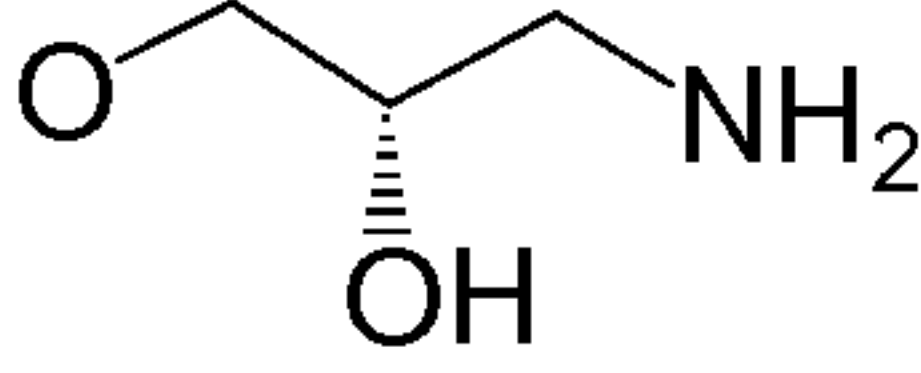
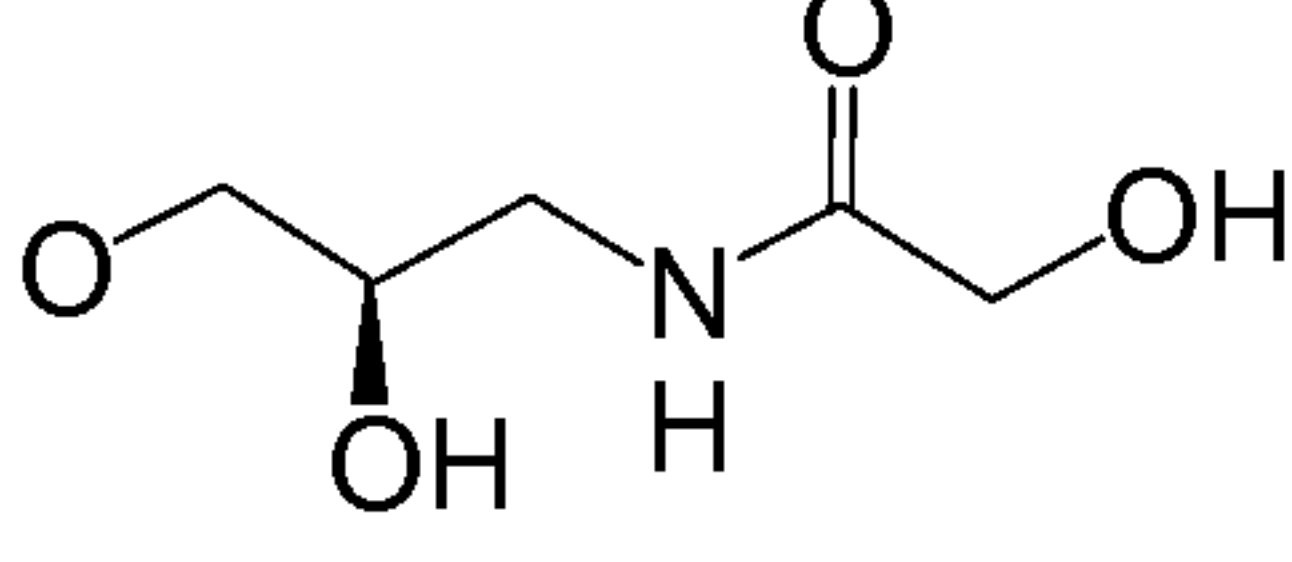
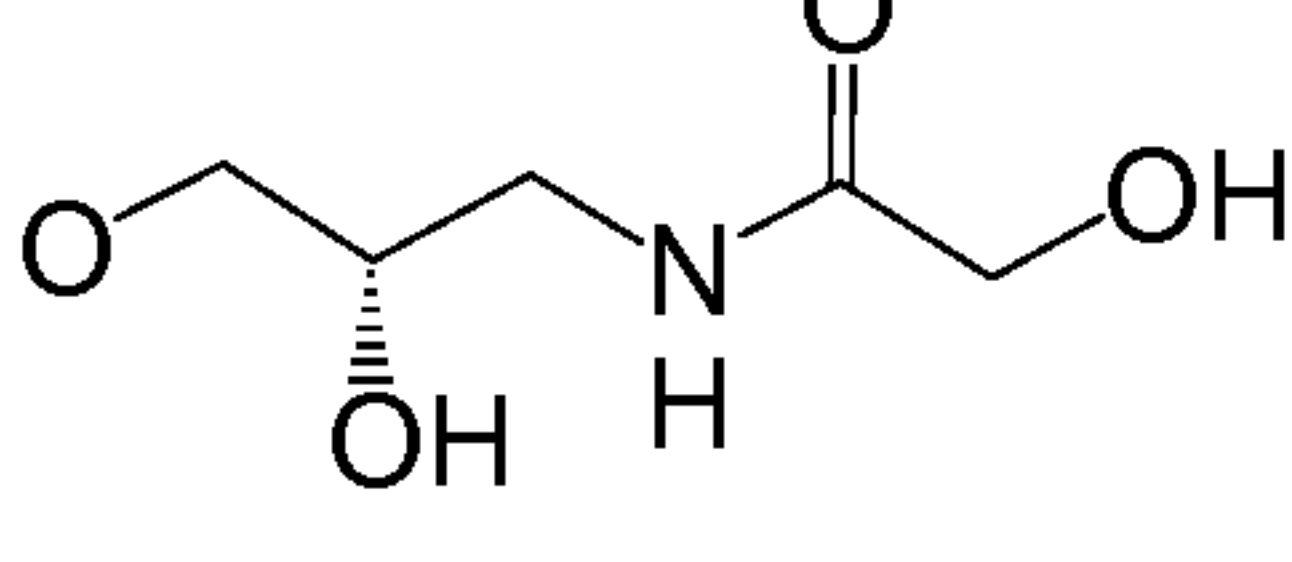
Example 149

$^1\text{H NMR}$ (CDCl_3): δ 1.24 (d, $J = 6.5$ Hz, 6 H), 2.21 (t, $J = 5.8$ Hz, 1 H), 2.52 (s, 3 H), 2.97 (s, 3 H), 3.36 (d, $J = 3.5$ Hz, 1 H), 3.76-3.90 (m, 2 H), 4.03 (s, 3 H), 4.06-4.18 (m, 2 H), 4.35 (dd, $J = 9.8, 2.0$ Hz, 1 H), 4.95-5.06 (m, 1 H), 7.04 (s, 1 H), 7.11 (s, 1 H), 7.65 (s, 1 H), 7.89 (s, 1 H).

Examples 154 to 160

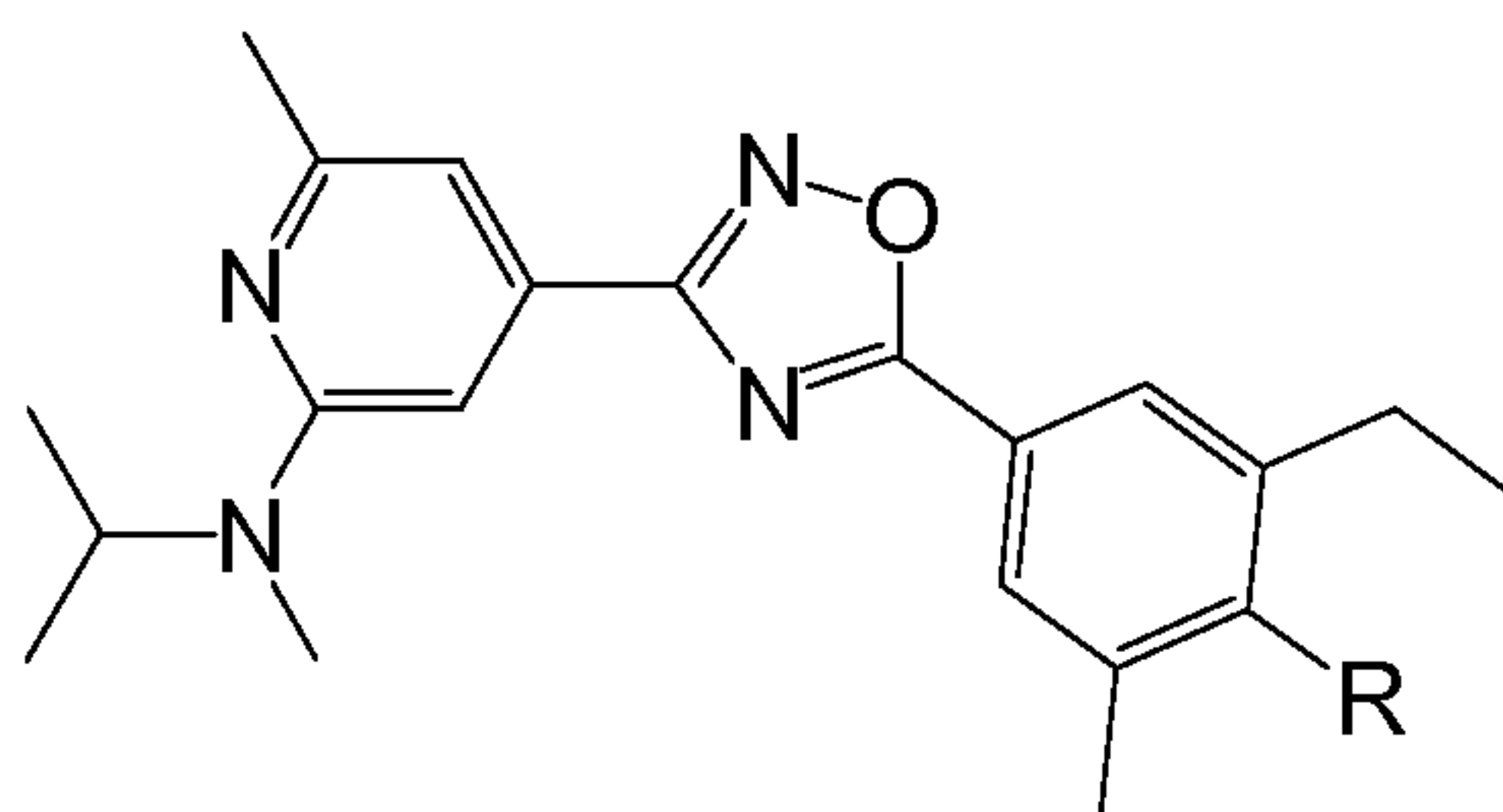
10 The following Examples are prepared in analogy to previous Examples starting from 2-(isopropyl-methyl-amino)-6-methyl-isonicotinic acid and 4,N-dihydroxy-2-methoxybenzamidine.

Example	prepared in analogy to Example	R	LC-MS	
			t_R (min)	$[\text{M}+\text{H}]^+$
154	5	OH	0.75	355.14
155	3		0.71	429.25
156	4		0.71	429.24

157	16		0.64	428.16
158	16		0.64	428.23
159	17		0.70	486.28
160	17		0.71	486.28

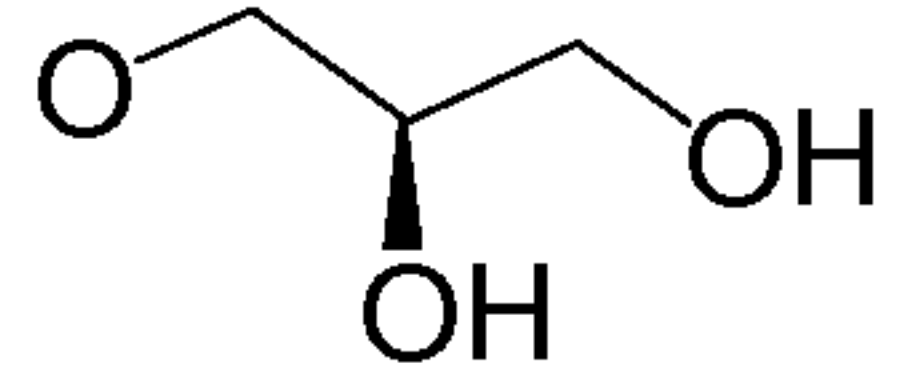
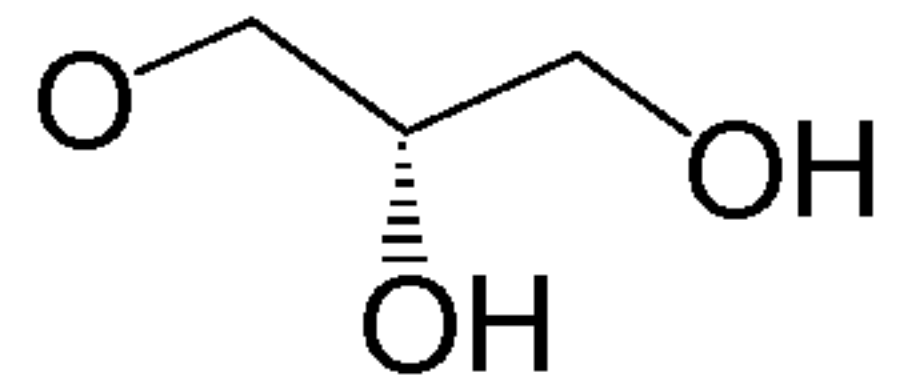
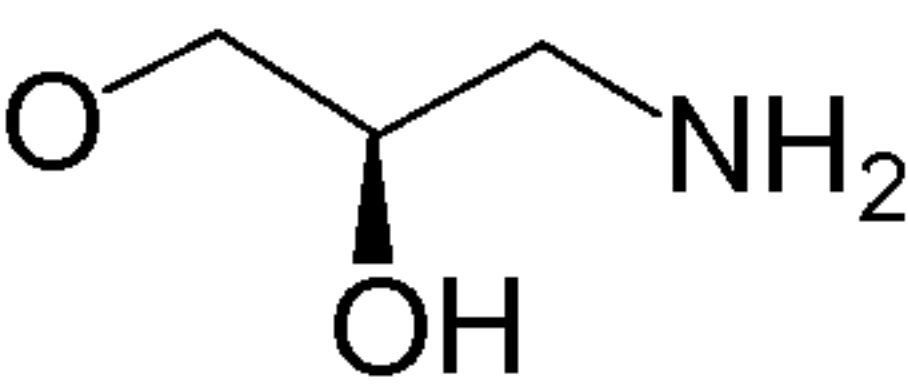
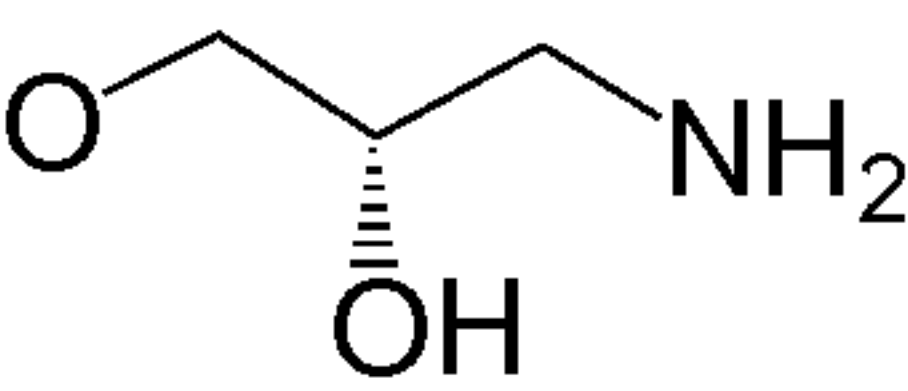
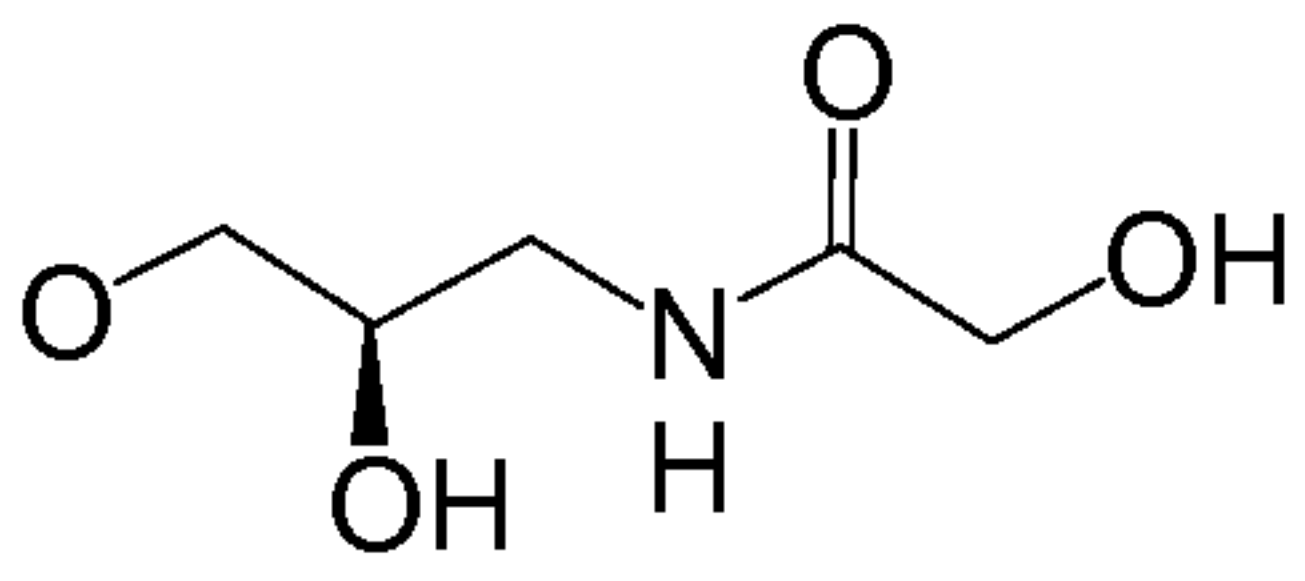
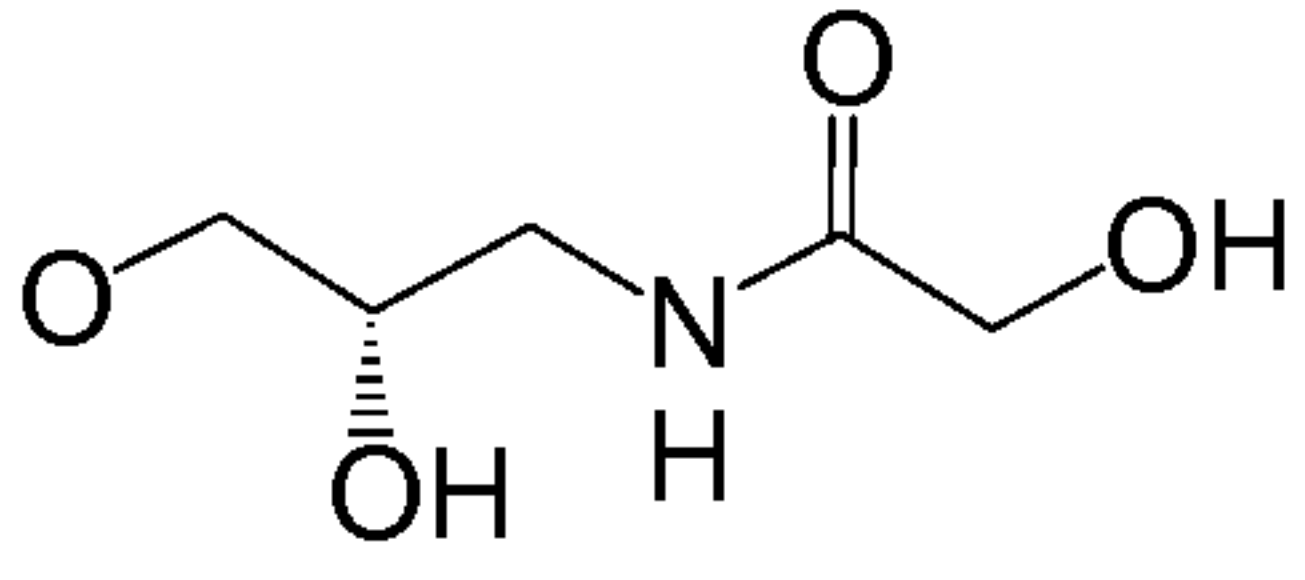
Example 158

¹H NMR (CDCl₃): δ 1.23 (d, *J* = 6.8 Hz, 6 H), 2.50 (s, 3 H), 2.91 (dd, *J* = 12.8, 7.0 Hz, 1 H), 2.95 (s, 3 H), 3.05 (dd, *J* = 12.8, 4.0 Hz, 1 H), 3.96-4.05 (m, 4 H), 4.06-4.13 (m, 2 H), 4.94-5.04 (m, 1 H), 6.62-6.70 (m, 2 H), 7.05 (s, 1 H), 7.12 (s, 1 H), 8.08 (d, *J* = 9.3 Hz, 1 H).

Examples 161 to 167

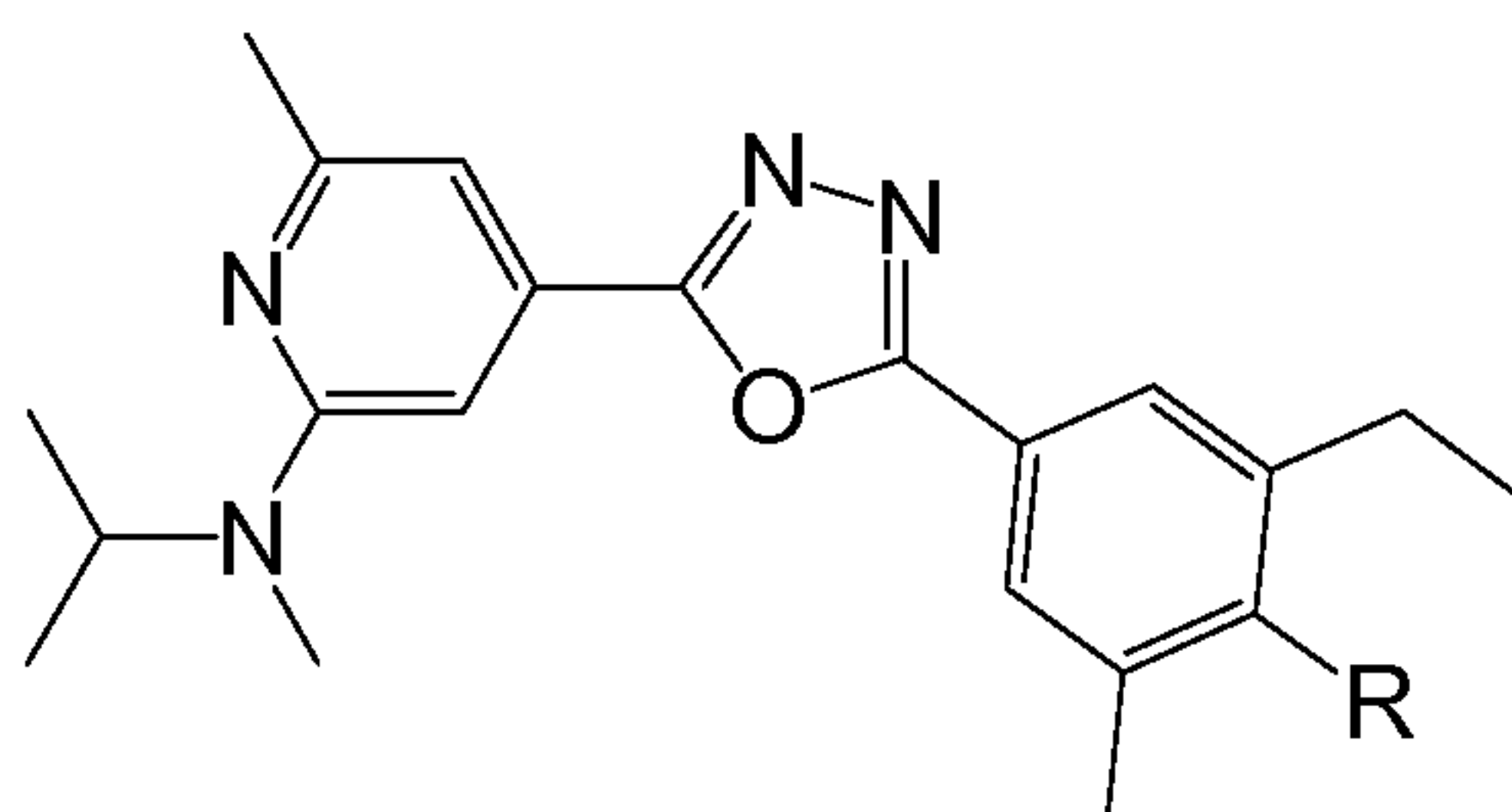
The following Examples are prepared in analogy to previous Examples starting from N-hydroxy-2-(isopropyl-methyl-amino)-6-methyl-isonicotinamidinium and 3-ethyl-4-hydroxy-5-methyl-benzoic acid.

Example	prepared in analogy to Example	R	LC-MS	
			t _R (min)	[M+H] ⁺
161	5	OH	0.88	367.16

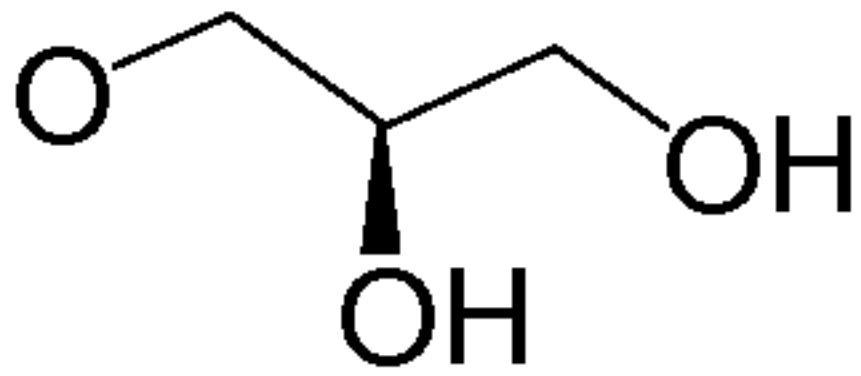
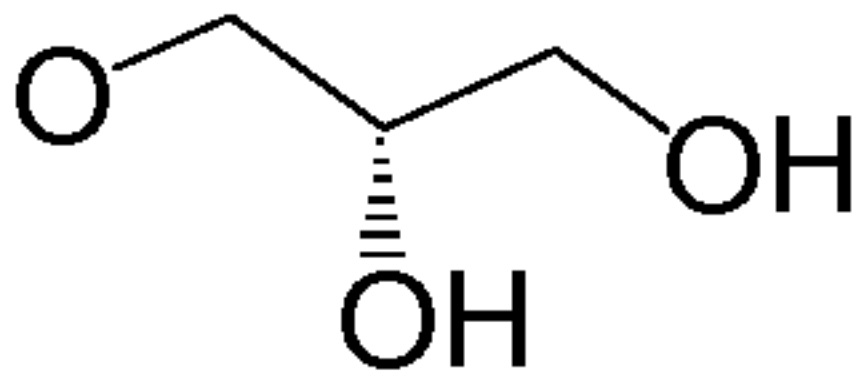
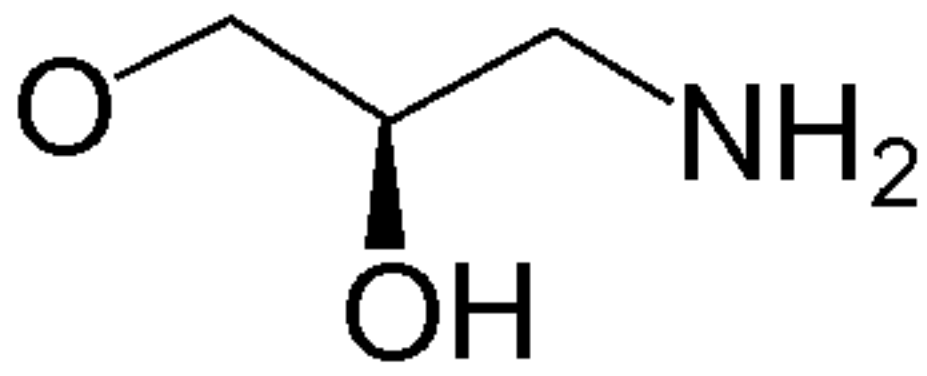
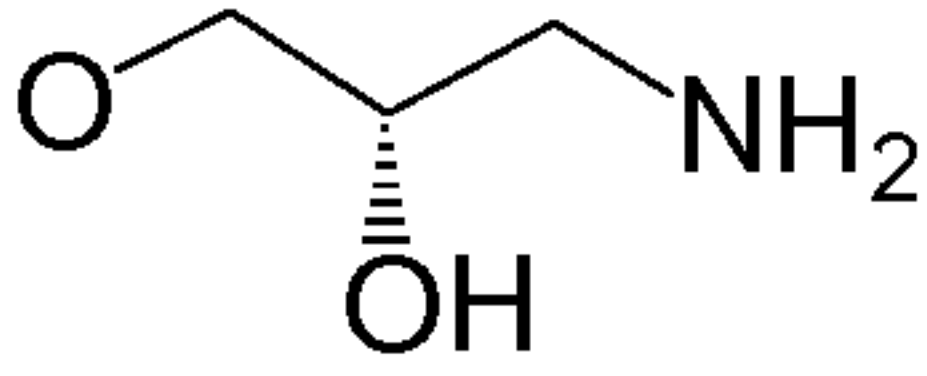
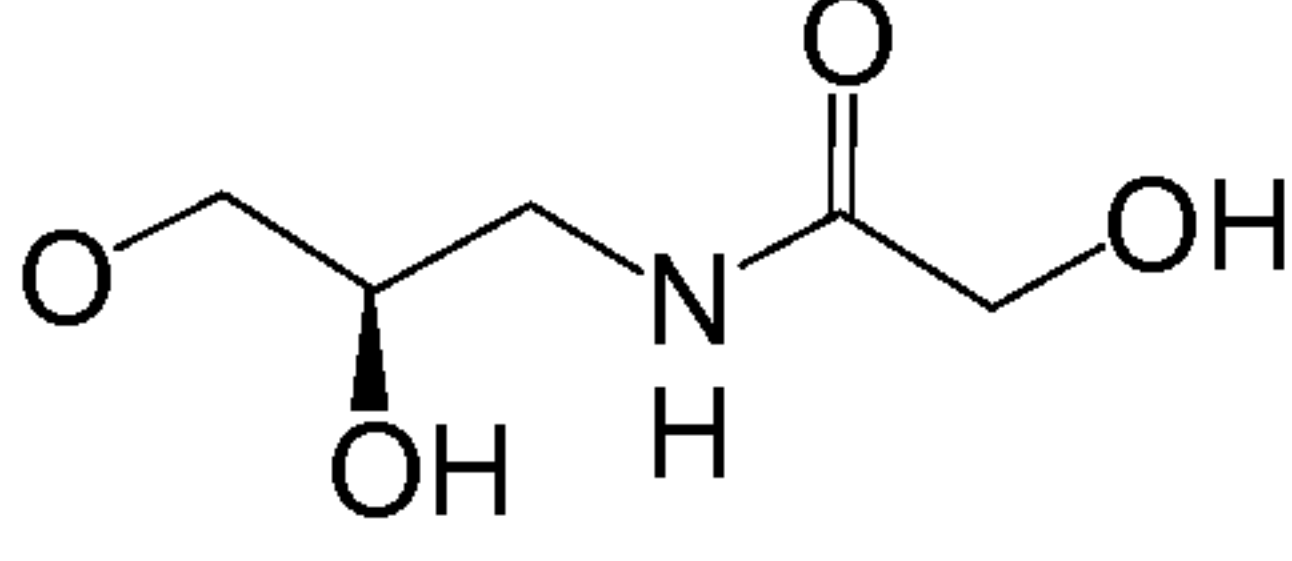
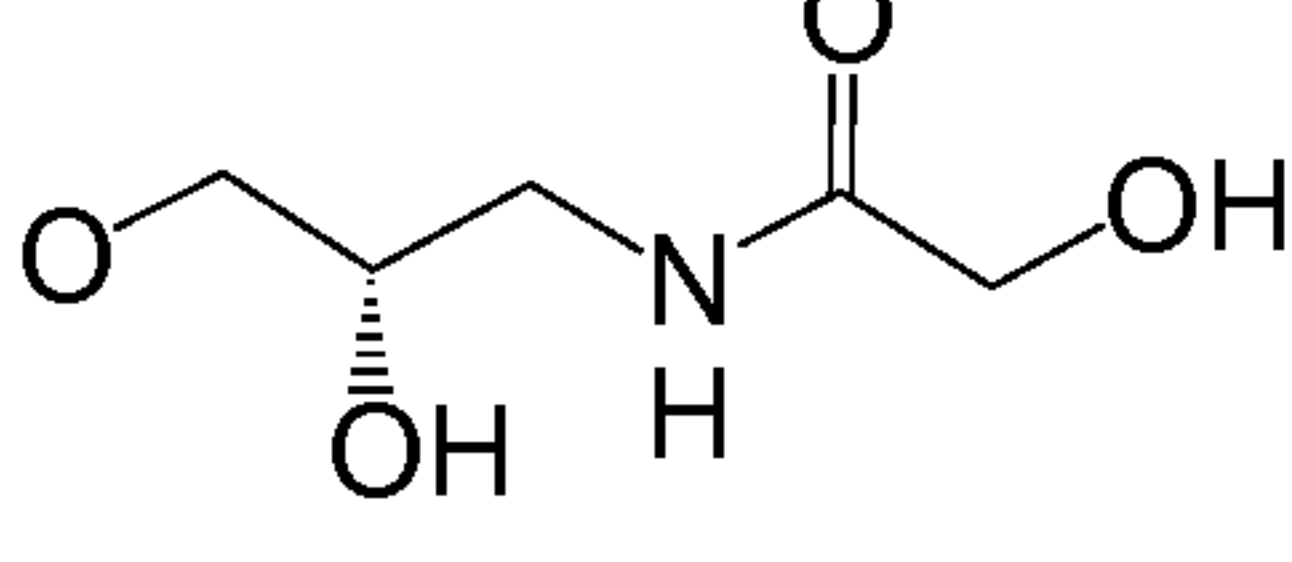
162	3		0.78	441.27
163	4		0.78	441.27
164	16		0.72	440.30
165	16		0.72	440.30
166	17		0.77	498.22
167	17		0.77	498.21

Example 162

¹H NMR (CDCl₃): δ 1.23 (d, *J* = 6.8 Hz, 6 H), 1.34 (t, *J* = 7.5 Hz, 3 H), 2.07 (s br, 1 H), 2.43 (s, 3 H), 2.50 (s, 3 H), 2.72 (s br, 1 H), 2.79 (q, *J* = 7.5 Hz, 2 H), 2.96 (s, 3 H), 3.82-4.01 (m, 4 H), 4.14-4.22 (m, 1 H), 5.00 (hept, *J* = 6.3 Hz, 1 H), 7.06 (s, 1 H), 7.12 (s, 1 H), 7.94 (s, 1 H), 7.95 (s, 1 H).

Examples 168 to 174

10 The following Examples are prepared in analogy to previous Examples starting from 2-(isopropyl-methyl-amino)-6-methyl-isonicotinic acid and 4-benzyloxy-3-ethyl-5-methylbenzoic acid hydrazide.

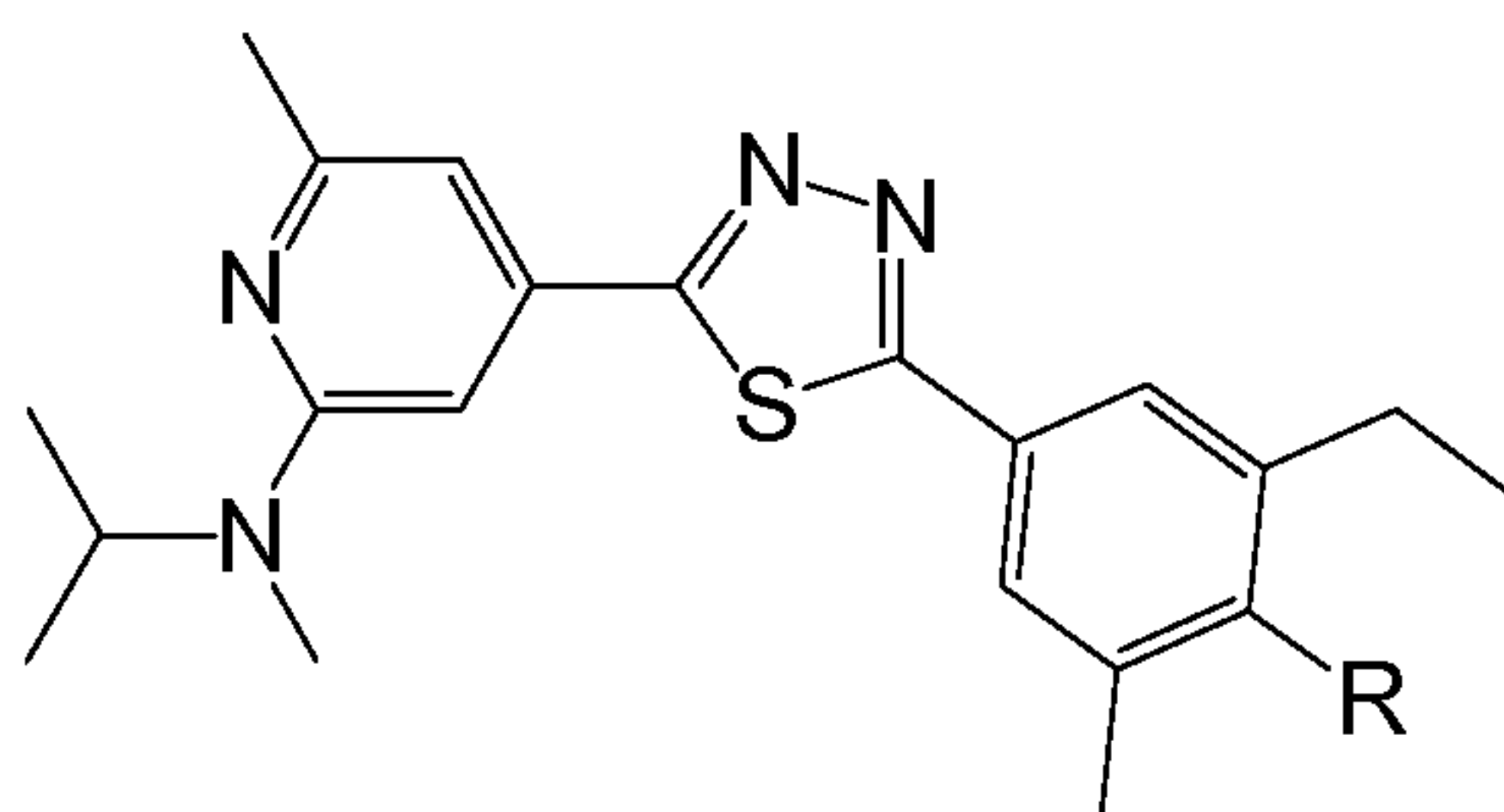
Example	prepared in analogy to Example	R	LC-MS	
			t _R (min)	[M+H] ⁺
168	81	OH	0.87	367.50
169	3		0.76	441.26
170	4		0.75	441.25
171	16		0.67	440.27
172	16		0.67	440.29
173	17		0.73	498.26
174	17		0.74	498.23

Example 174

¹H NMR (CDCl₃): δ 1.23 (d, *J* = 6.5 Hz, 6 H), 1.33 (t, *J* = 7.5 Hz, 3 H), 2.41 (s, 3 H), 2.44 (s br, 1 H), 2.51 (s, 3 H), 2.77 (q, *J* = 7.5 Hz, 2 H), 2.96 (s, 3 H), 3.32 (s br, 1 H), 3.50-3.58 (m, 1 H), 3.77-3.95 (m, 3 H), 4.19-4.27 (m, 3 H), 4.96-5.05 (m, 1 H), 6.98 (s br, 1 H), 7.03 (s, 1 H), 7.05 (s, 1 H), 7.84 (m, 1 H), 7.87 (s, 1 H).

Examples 175 to 181

88



The following Examples are prepared in analogy to previous Examples starting from 2-(isopropyl-methyl-amino)-6-methyl-isonicotinic acid and 4-benzyloxy-3-ethyl-5-methylbenzoic acid hydrazide.

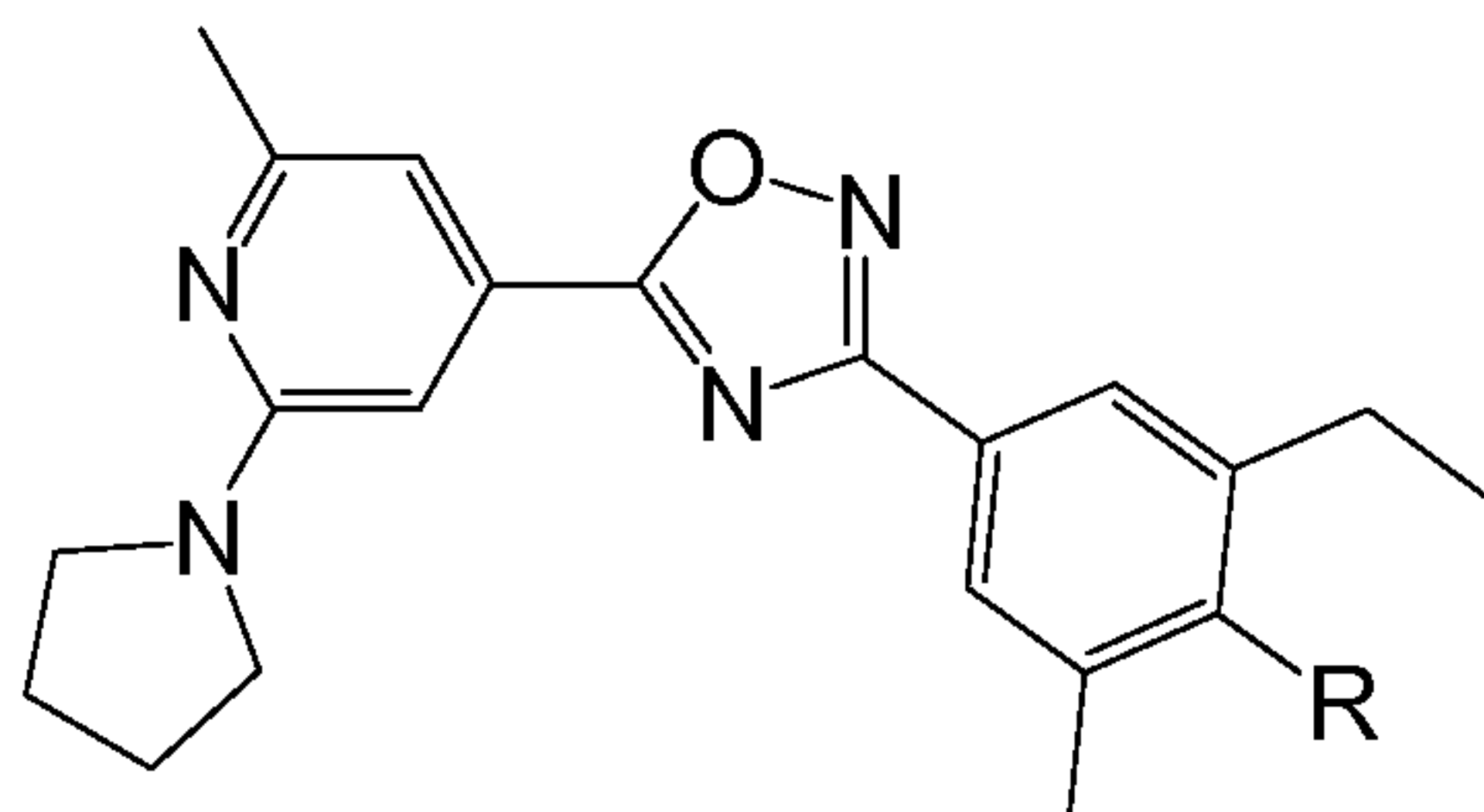
Example	prepared in analogy to Example	R	LC-MS	
			t _R (min)	[M+H] ⁺
175	88	OH	0.86	383.15
176	3		0.77	457.26
177	4		0.78	457.28
178	16		0.68	456.25
179	16			
180	17		0.93*	514.10
181	17		0.76	514.21

5

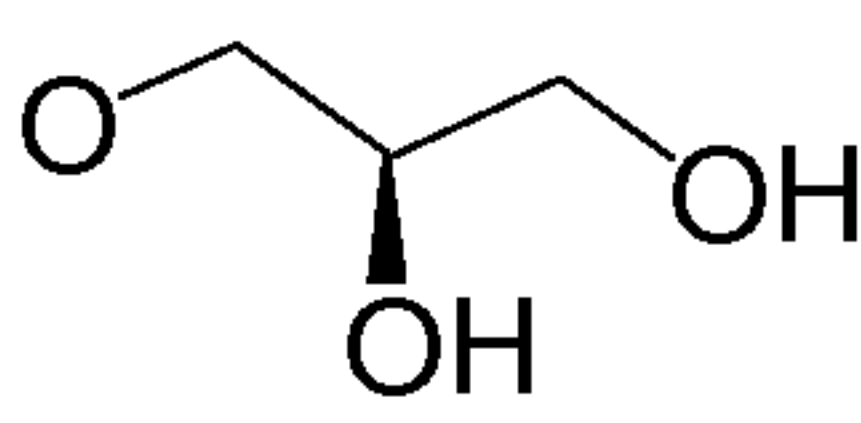
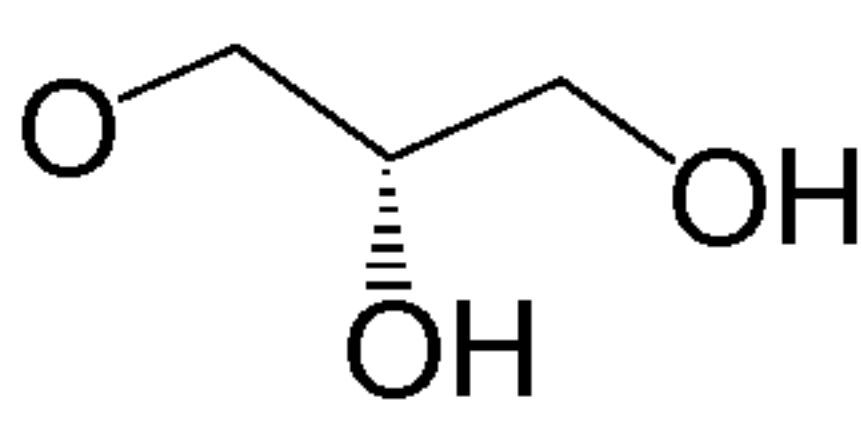
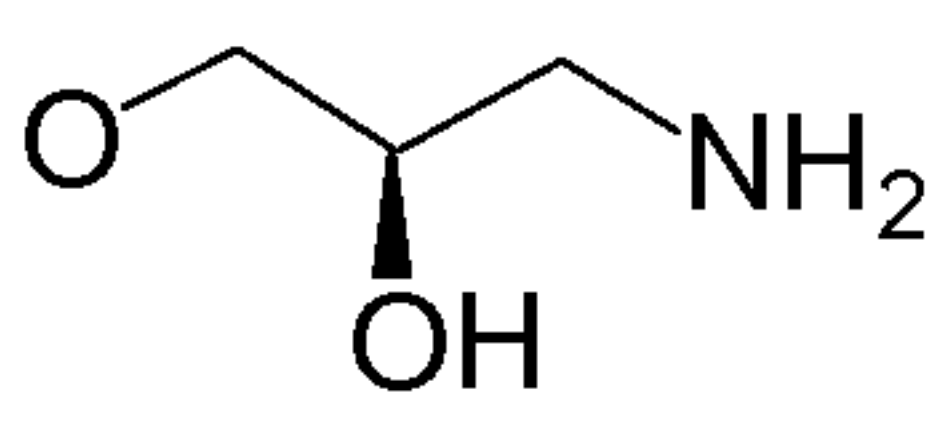
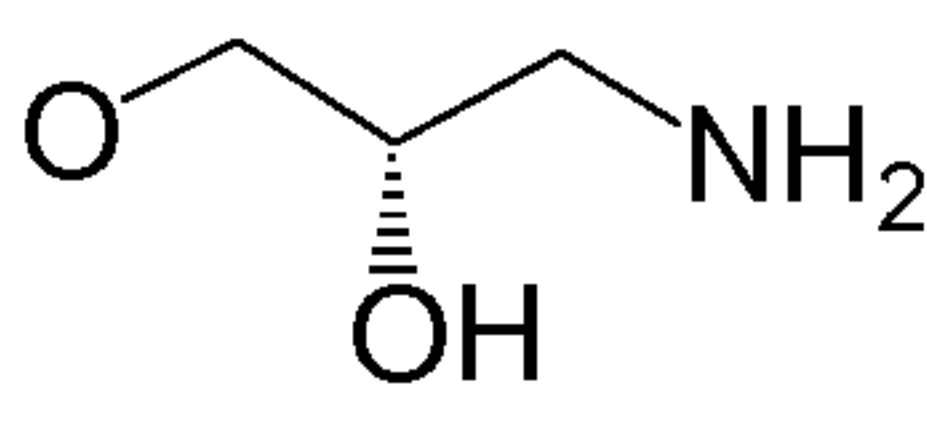
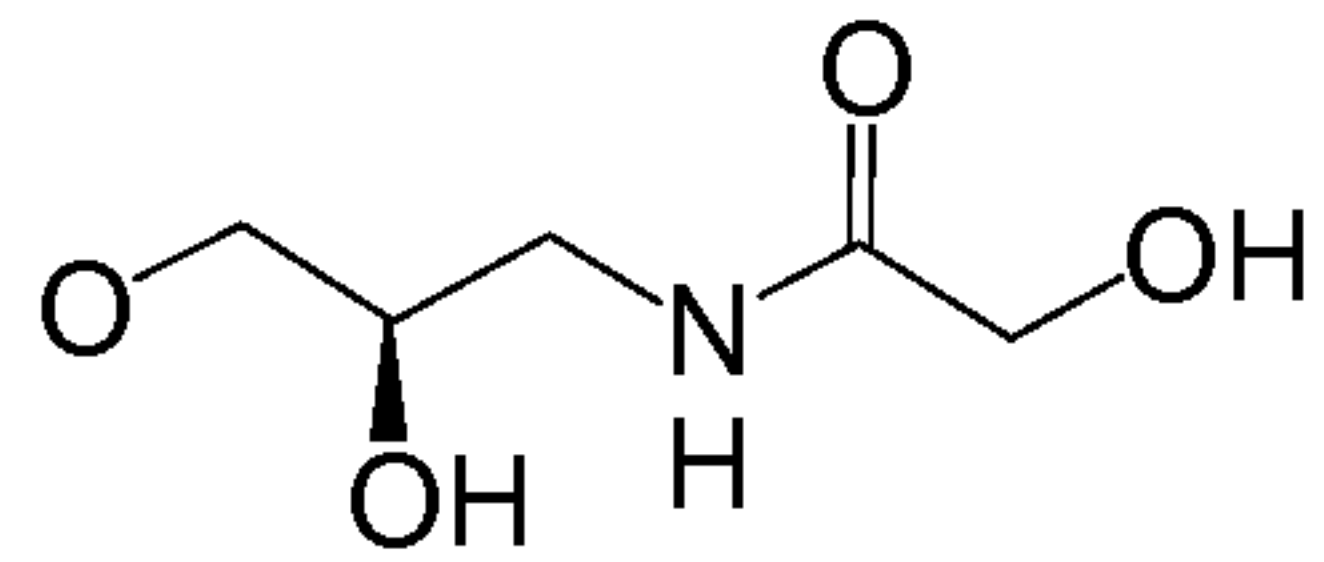
Example 179

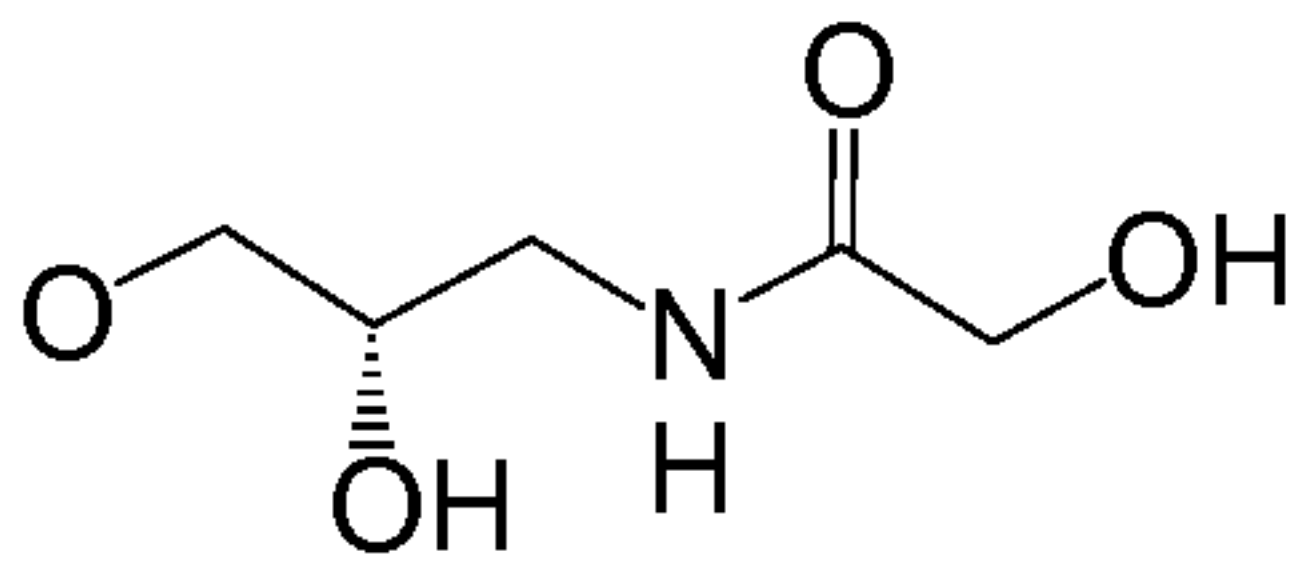
$^1\text{H NMR}$ (CDCl_3): δ 1.22 (d, $J = 6.8$ Hz, 6 H), 1.31 (t, $J = 7.5$ Hz, 3 H), 2.38 (s br, 1 H), 2.40 (s, 3 H), 2.48 (s, 3 H), 2.76 (q, $J = 7.5$ Hz, 2 H), 2.89-2.97 (m, 4 H), 3.04 (dd, $J = 12.8, 4.0$ Hz, 1 H), 3.85-3.89 (m, 2 H), 3.97-4.04 (m, 1 H), 4.99 (hept, $J = 6.0$ Hz, 1 H), 6.89 (s, 1 H), 6.95 (s, 1 H), 7.70 (s, 1 H), 7.73 (s, 1 H).

5

Example 182 to 188

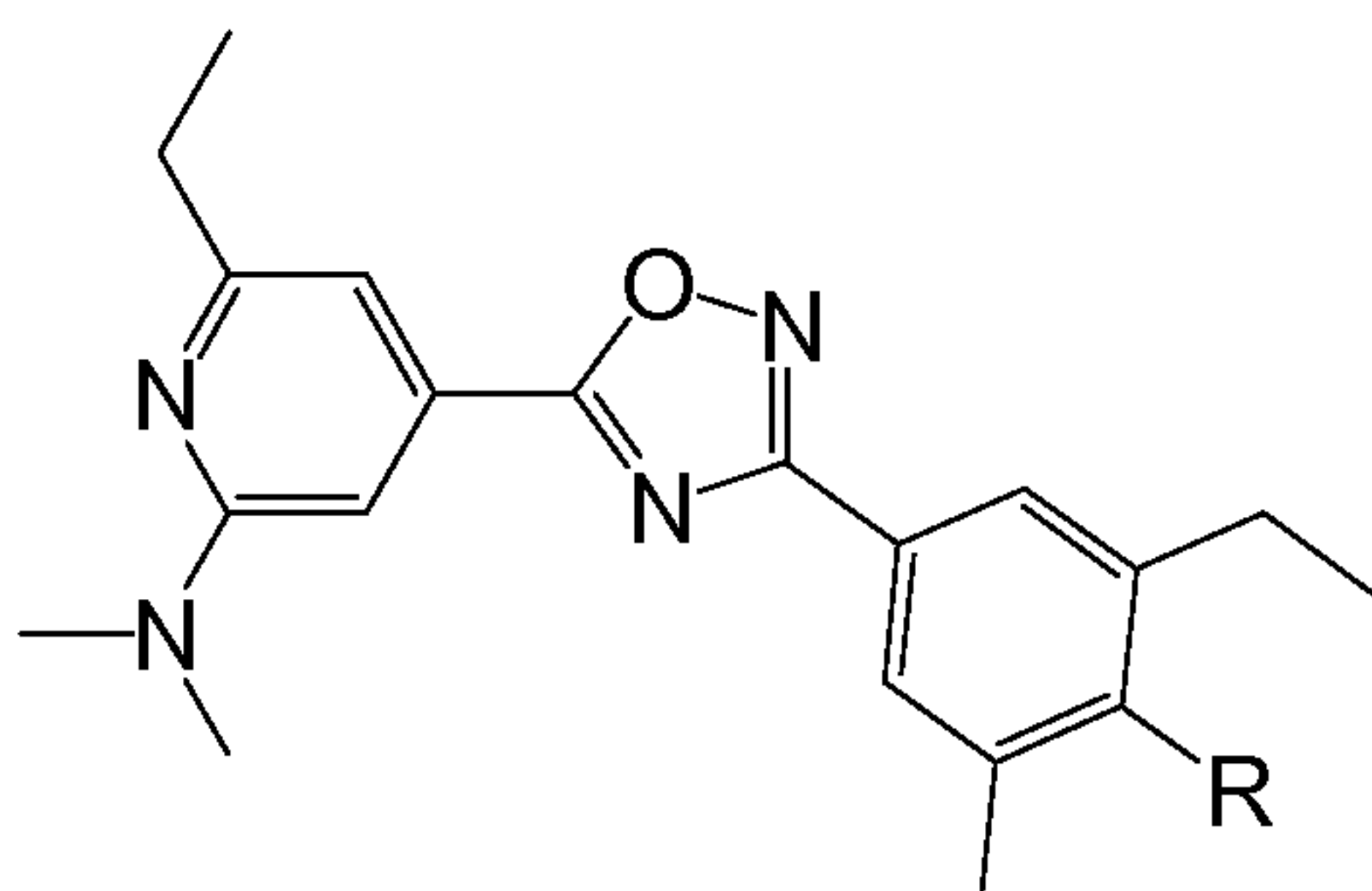
The following Examples are prepared in analogy to previous Examples starting from 2-methyl-6-pyrrolidin-1-yl-isonicotinic acid and 4,N-dihydroxy-3-ethyl-5-methyl-benzamidine.

Example	prepared in analogy to Example	R	LC-MS	
			t_R (min)	$[\text{M}+\text{H}]^+$
182	5	OH	1.12*	365.07
183	3		1.02*	439.03
184	4		1.02*	439.01
185	16		1.11*	438.08
186	16		1.10*	438.05
187	17		0.94*	496.02

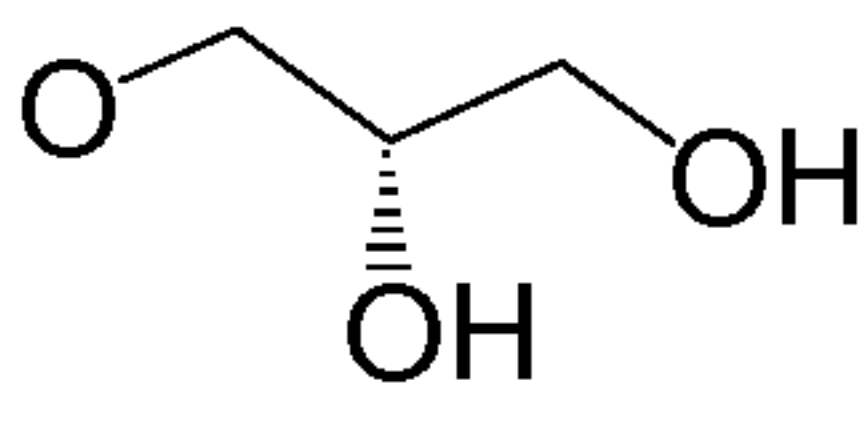
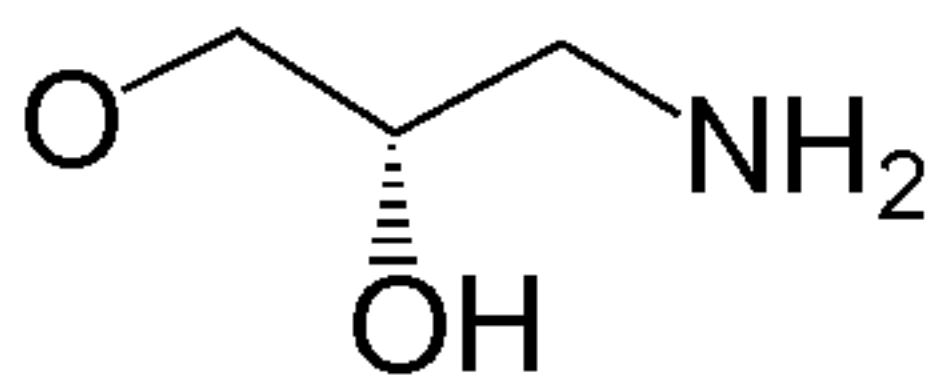
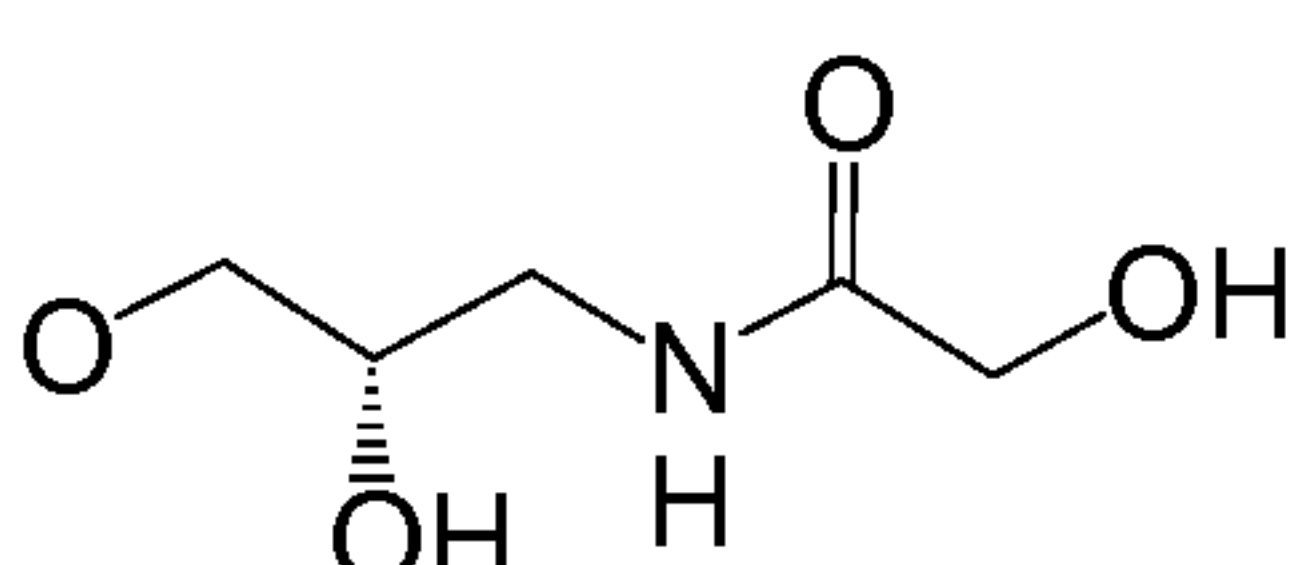
188	17		0.94*	496.02
-----	----	---	-------	--------

Example 188

¹H NMR (CDCl₃): δ 1.32 (t, *J* = 7.3 Hz, 3 H), 2.02-2.11 (m, 4 H), 2.38 (s, 3 H), 2.52 (s, 3 H), 2.74 (q, *J* = 7.5 Hz, 2 H), 3.12 (s br, 1 H), 3.48-3.61 (m, 6 H), 3.75-3.93 (m, 3 H), 4.16-4.24 (m, 3 H), 6.90 (s, 1 H), 7.07-7.15 (m, 2 H), 7.85 (s, 1 H), 7.87 (s, 1 H).

Examples 189 to 192

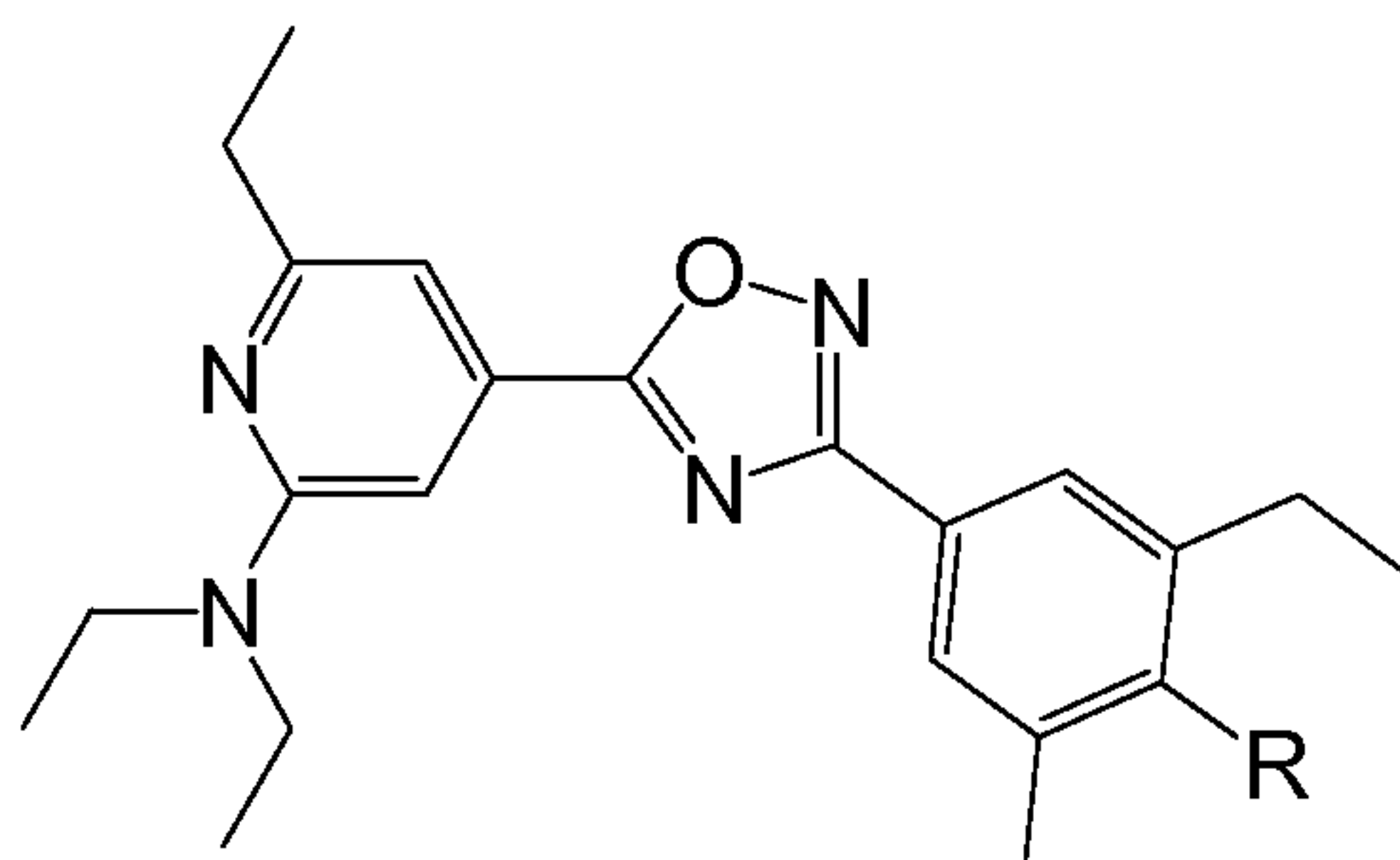
The following Examples are prepared in analogy to previous Examples starting from 2-ethyl-6-(dimethylamino)-isonicotinic acid and 4,N-dihydroxy-3-ethyl-5-methyl-benzamidine.

Example	prepared in analogy to Example	R	LC-MS	
			t _R (min)	[M+H] ⁺
189	5	OH	0.88	353.14
190	4		0.78	427.09
191	16		0.68	426.13
192	17		0.75	484.24

Example 192

$^1\text{H NMR}$ (CDCl_3): δ 1.31 (t, $J = 8.0$ Hz, 3 H), 1.35 (t, $J = 7.5$ Hz, 3 H), 2.38 (s, 3 H), 2.70-2.83 (m, 4 H), 3.19 (s, 6 H), 3.47-3.55 (m, 1 H), 3.74-3.92 (m, 4 H), 4.16-4.23 (m, 3 H), 7.06 (s, 1 H), 7.14 (s, 1 H), 7.22 (t, $J = 5.5$ Hz, 1 H), 7.85 (s, 1 H), 7.87 (s, 1 H).

5

Examples 193-196

The following Examples are prepared in analogy to previous Examples starting from 2-ethyl-6-(diethylamino)-isonicotinic acid and 4,N-dihydroxy-3-ethyl-5-methyl-benzamidine.

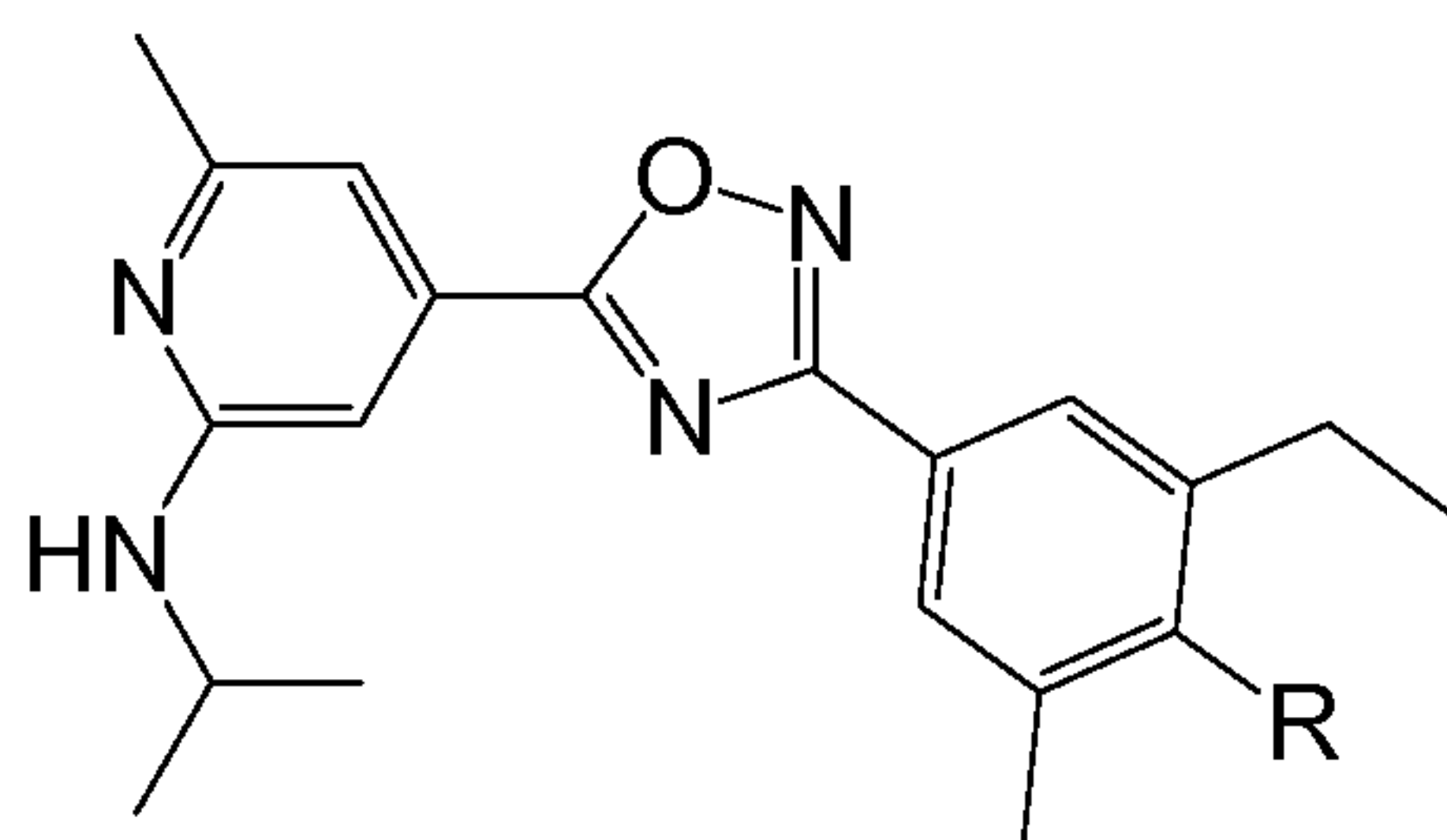
Example	prepared in analogy to Example	R	LC-MS	
			t_R (min)	$[\text{M}+\text{H}]^+$
193	5	OH	0.96	381.15
194	4		0.87	455.23
195	16		0.75	454.28
196	17		0.82	512.33

10

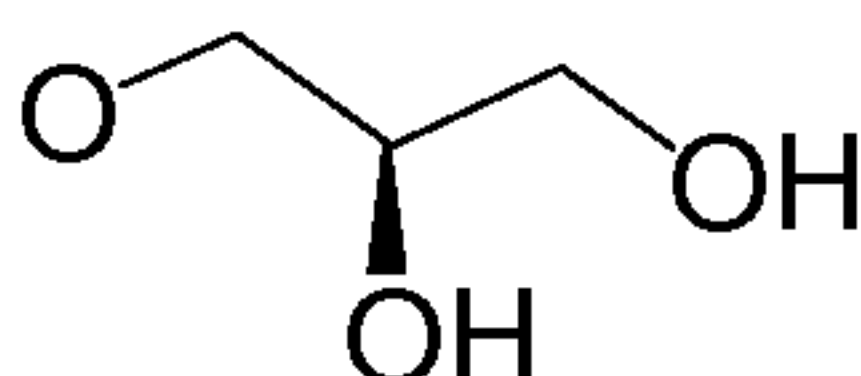
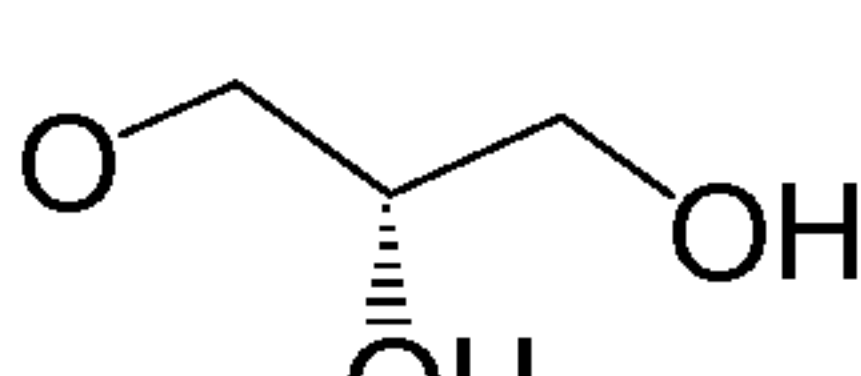
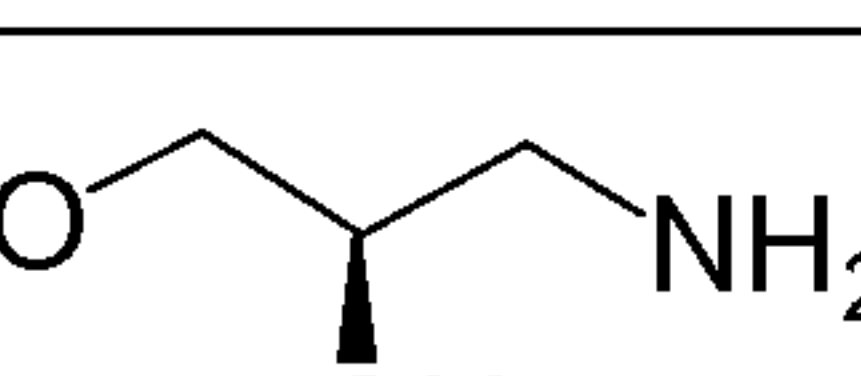
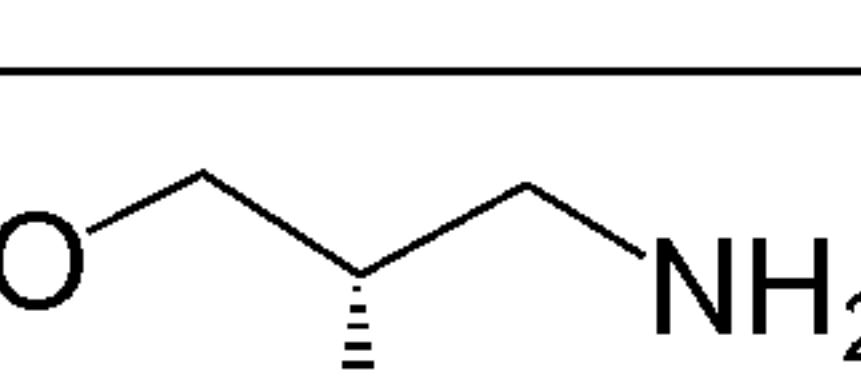
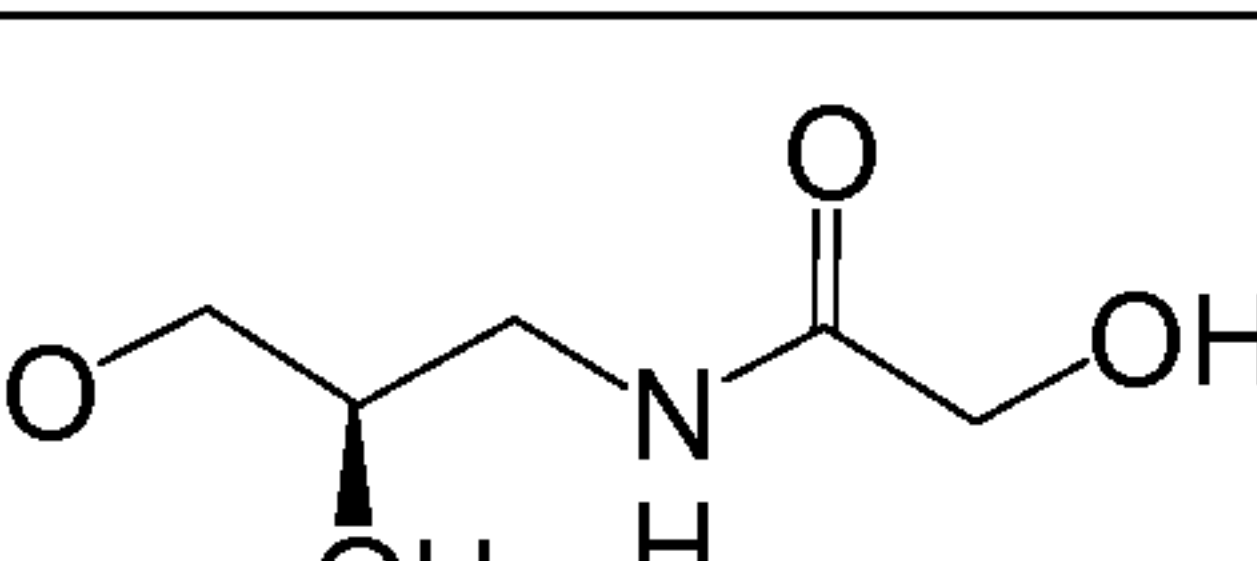
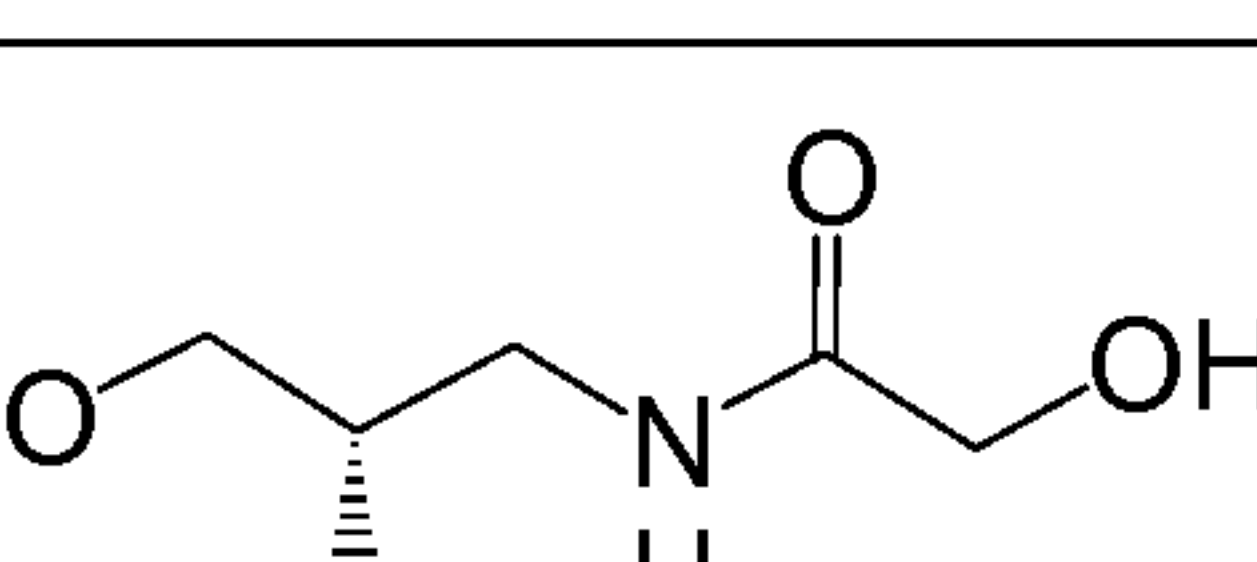
Example 193

$^1\text{H NMR}$ (CDCl_3): δ 1.26 (t, $J = 7.0$ Hz, 6 H), 1.30-1.39 (m, 6 H), 2.36 (s, 3 H), 2.70-2.81 (m, 4 H), 3.63 (q, $J = 6.8$ Hz, 4 H), 5.00 (s, 1 H), 7.02 (s, 1 H), 7.11 (s, 1 H), 7.85 (s, 2 H)

15 **Examples 197 to 204**



The following Examples are prepared in analogy to previous Examples starting from 2-methyl-6-(isopropylamino)-isonicotinic acid and 4,N-dihydroxy-3-ethyl-5-methylbenzimidine or 3-[2-ethyl-4-(N-hydroxycarbamimidoyl)-6-methyl-phenyl]-propionic acid tert-butyl ester.

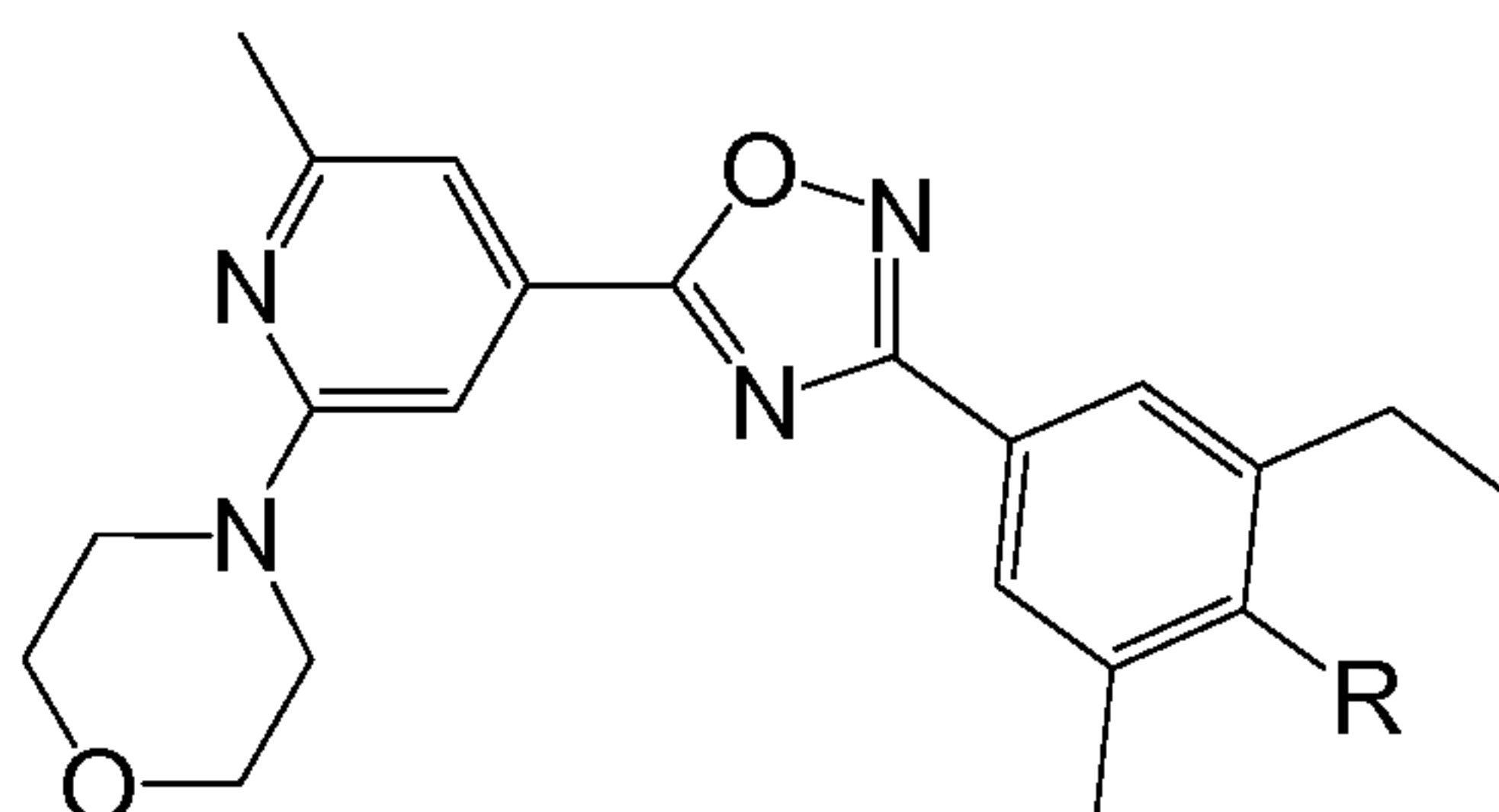
Example	prepared in analogy to Example	R	LC-MS	
			t _R (min)	[M+H] ⁺
197	5	OH	0.85	353.16
198	3		0.78	427.17
199	4		0.79	427.17
200	16		0.69	426.24
201	16		0.69	426.21
202	17		0.75	484.31
203	17		0.75	484.32
204 ⁺⁺	8	-CH ₂ -CH ₂ -COOH	0.84	409.18

** Reference Example

Example 204

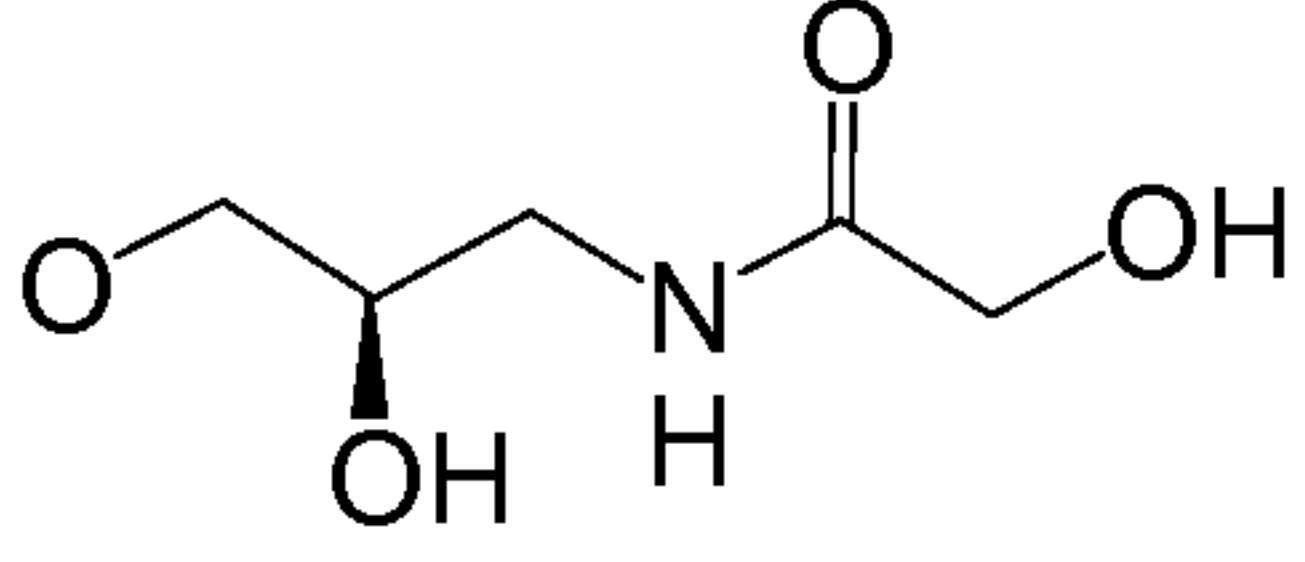
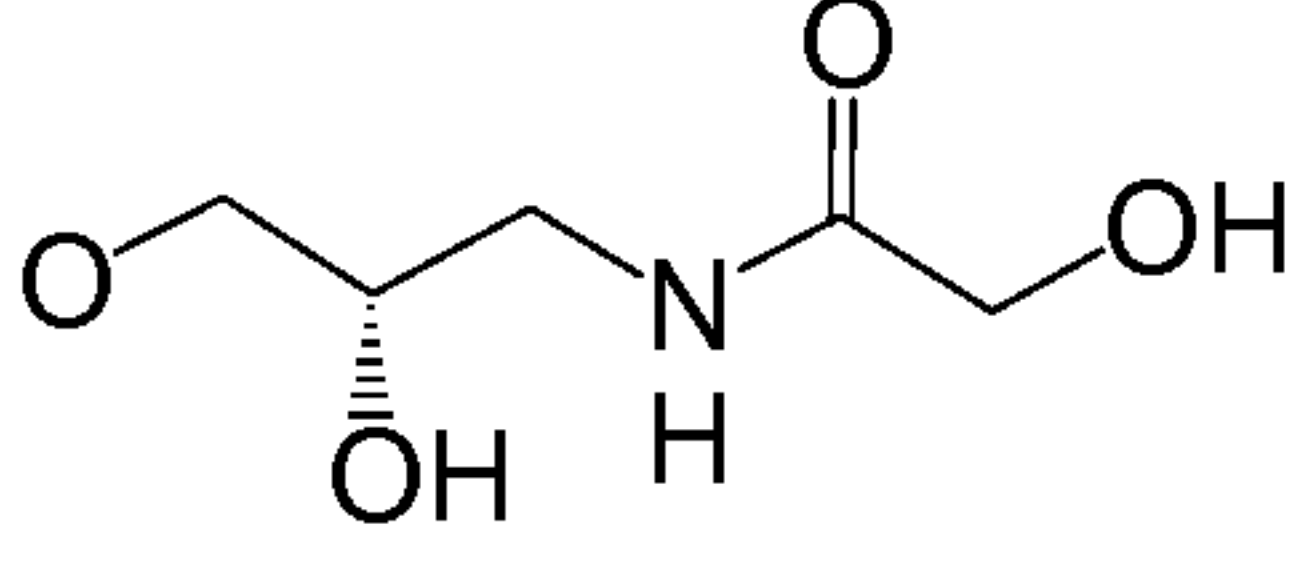
¹H NMR (D₆-DMSO): δ 1.18 (d, *J* = 6.5 Hz, 6 H), 1.23 (t, *J* = 7.5 Hz, 3 H), 2.36-2.43 (m, 8 H), 2.74 (q, *J* = 8.0 Hz, 2 H), 2.90-2.98 (m, 2 H), 4.03-4.13 (m, 1 H), 6.82 (d, *J* = 8.0 Hz, 1 H), 6.98 (s, 1 H), 7.00 (s, 1 H), 7.73 (s, 1 H), 7.74 (s, 1 H), 12.28 (s).

Examples 205 to 211



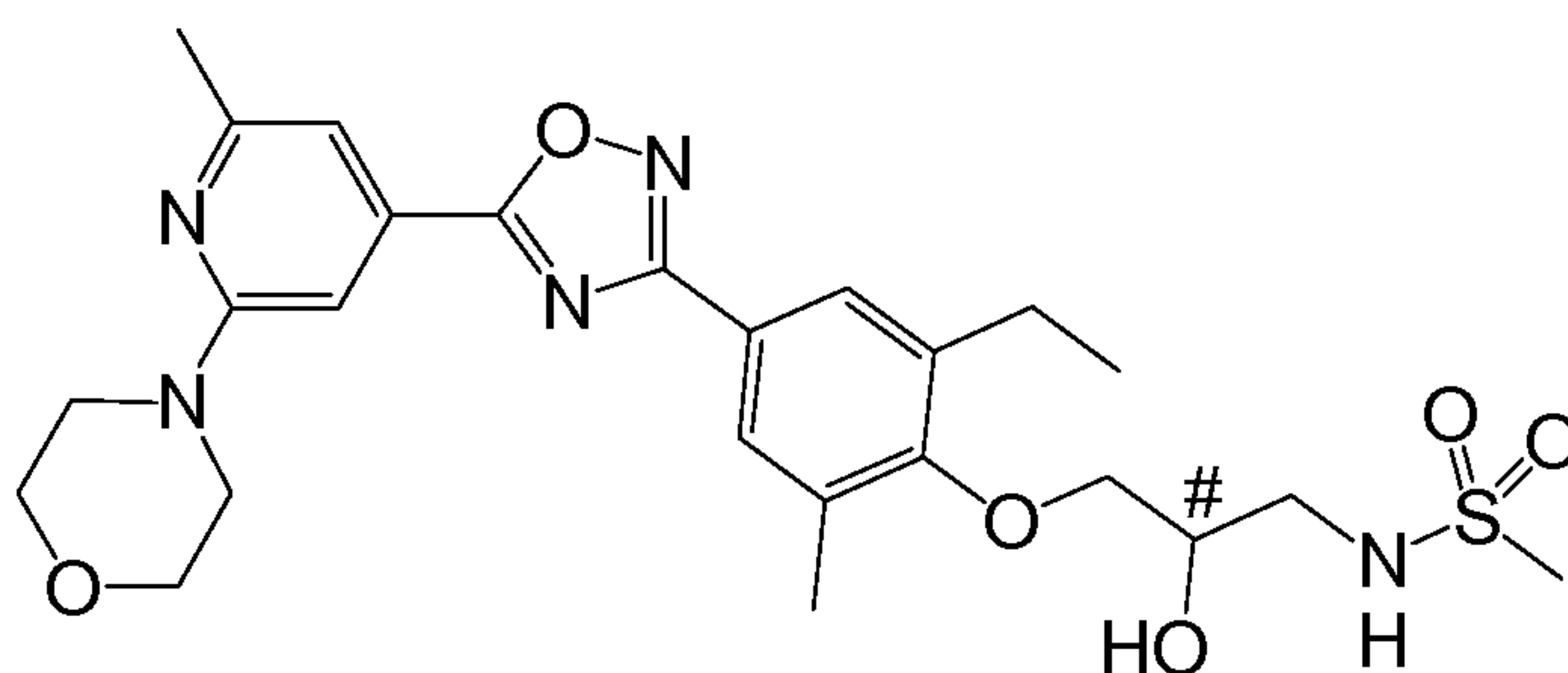
The following Examples are prepared in analogy to previous Examples starting from 2-methyl-6-morpholin-4-yl-isonicotinic acid and 4,N-dihydroxy-3-ethyl-5-methyl-benzamidine.

Example	prepared in analogy to Example	R	LC-MS	
			t _R (min)	[M+H] ⁺
205	5	OH	0.98	381.15
206	3		0.89	455.26
207	4		0.88	455.27
208	16		0.77	454.28
209	16		0.77	454.28

210	17		0.85	512.28
211	17		0.85	512.27

Example 207

$^1\text{H NMR}$ (CDCl_3): δ 1.33 (t, $J = 7.5$ Hz, 3 H), 2.08 (s br, 1 H), 2.41 (s, 3 H), 2.54 (s, 3 H), 2.73 (s, 1 H), 2.77 (q, $J = 7.3$ Hz, 2 H), 3.62-3.70 (m, 4 H), 3.81-3.99 (m, 8 H), 4.13-4.21 (m, 1 H), 7.20 (s, 1 H), 7.28 (s, 1 H), 7.87 (s, 1 H), 7.89 (s, 1 H).

Examples 212 and 213

The following Examples are prepared in analogy to Example 59 starting from previous Examples.

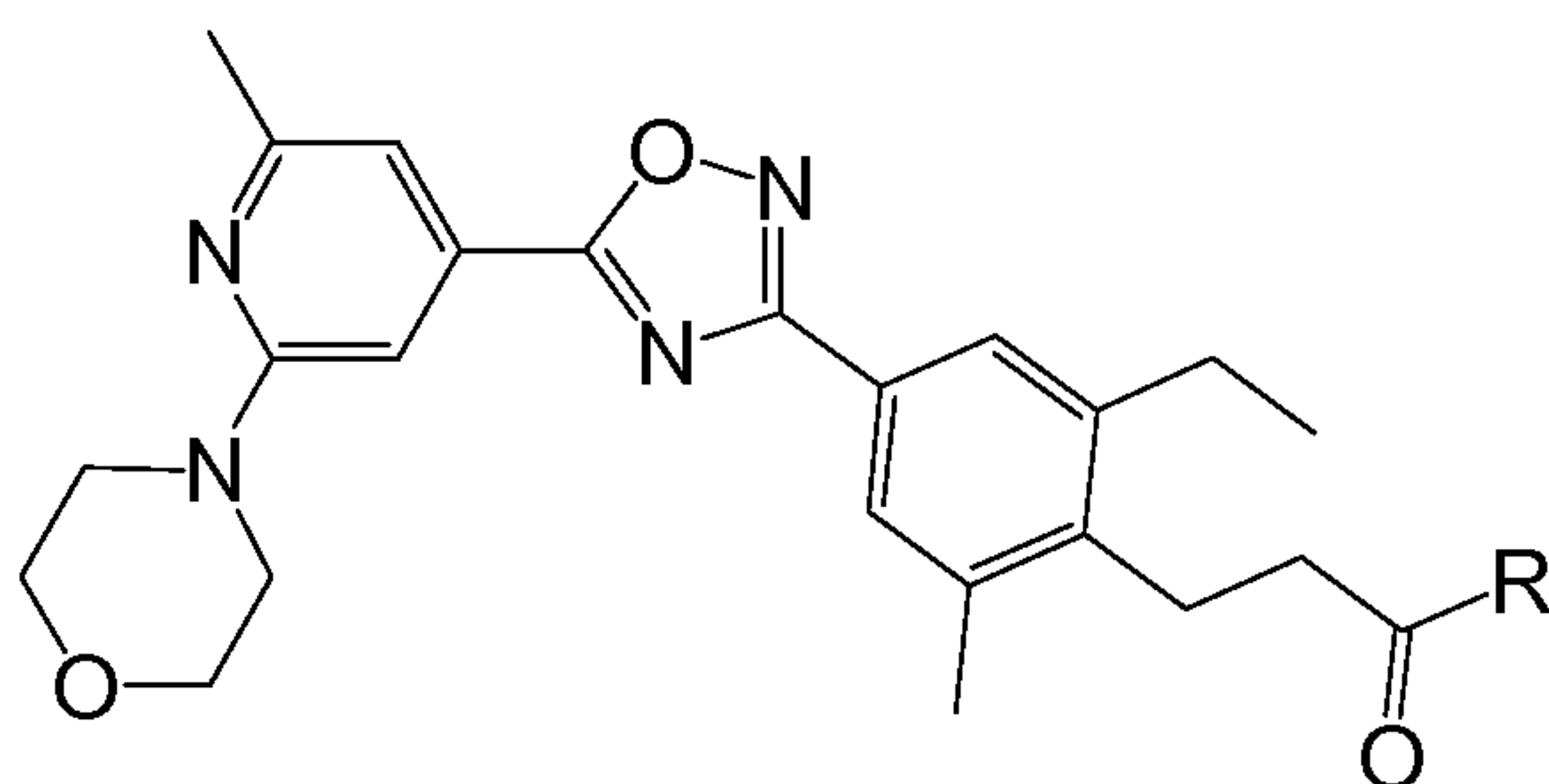
Example	starting from Example	# Chirality	LC-MS	
			t_R (min)	$[\text{M}+\text{H}]^+$
212	208	R	0.92	532.23
213	209	S	0.92	532.23

Example 214 (reference Example)

3-{2-Ethyl-6-methyl-4-[5-(2-methyl-6-morpholin-4-yl-pyridin-4-yl)-[1,2,4]oxadiazol-3-yl]-phenyl}-propionic acid

The title compound is prepared in analogy to Example 8 from 2-methyl-6-morpholin-4-yl-isonicotinic acid and 3-[2-ethyl-4-(N-hydroxycarbamimidoyl)-6-methyl-phenyl]-propionic acid tert-butyl ester; LC-MS: $t_R = 0.98$ min; $[M+1]^+ = 437.25$.

5 Examples 215 to 218



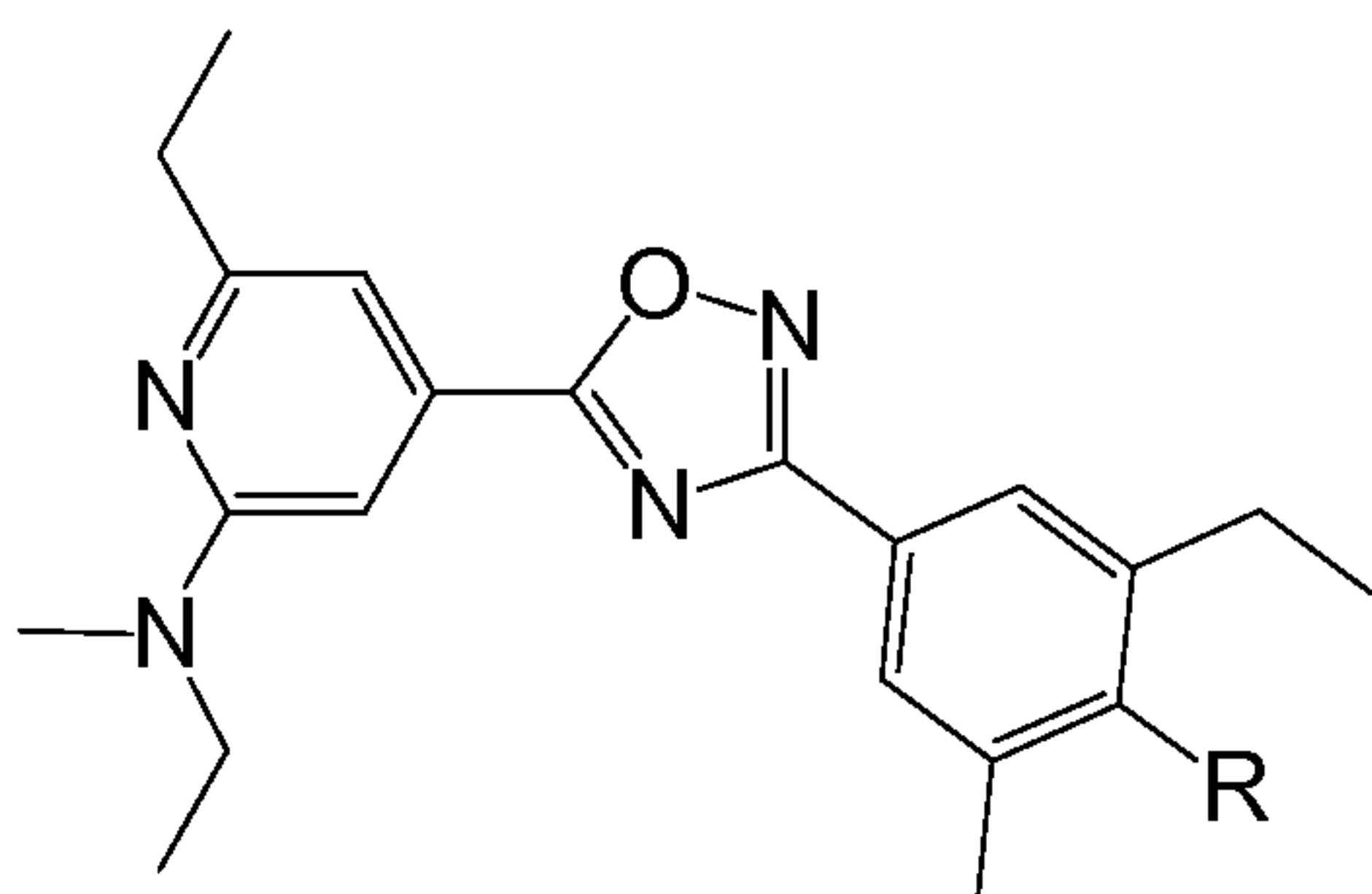
The following Examples are prepared in analogy to previous Examples starting from Example 214.

Example	prepared in analogy to Example	R	LC-MS	
			t_R (min)	$[M+H]^+$
215	68		0.96	450.20
216	68		0.88	480.32
217	27		0.77	479.29
218	26		0.89	508.27

10 Example 216

1H NMR (D_6 -DMSO): δ 1.23 (t, $J = 7.5$ Hz, 3 H), 2.23-2.30 (m, 2 H), 2.41 (s, 3 H), 2.46 (s, 3 H), 2.75 (q, $J = 7.5$ Hz, 2 H), 2.86-2.93 (m, 2 H), 3.11-3.18 (m, 2 H), 3.39-3.44 (m, 2 H), 3.54-3.61 (m, 4 H), 3.70-3.77 (m, 4 H), 4.60 (s br, 1 H), 7.24 (s, 1 H), 7.25 (s, 1 H), 7.75 (s, 2 H), 7.92 (t, $J = 5.3$ Hz, 1 H).

Examples 219 to 225

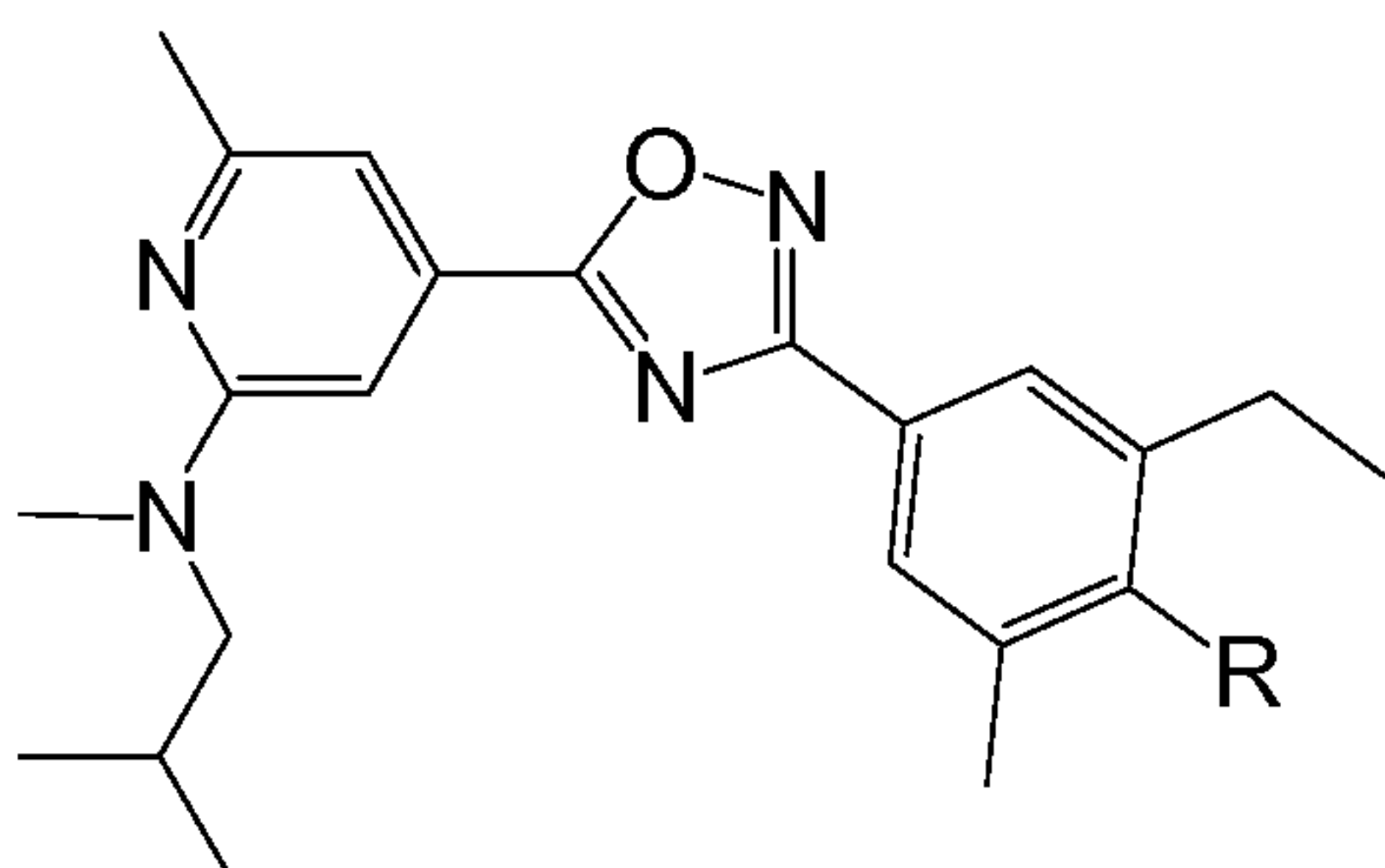


The following Examples are prepared in analogy to previous Examples starting from 2-ethyl-6-(ethyl-methyl-amino)-isonicotinic acid and 4,N-dihydroxy-3-ethyl-5-methyl-benzamidine.

Example	prepared in analogy to Example	R	LC-MS	
			t _R (min)	[M+H] ⁺
219	5	OH	0.91	367.18
220	3		1.09*	441.03
221	4		1.09*	441.03
222	16		0.92*	440.06
223	16		0.93	439.81
224	17		1.02*	498.02
225	17		1.02*	498.03

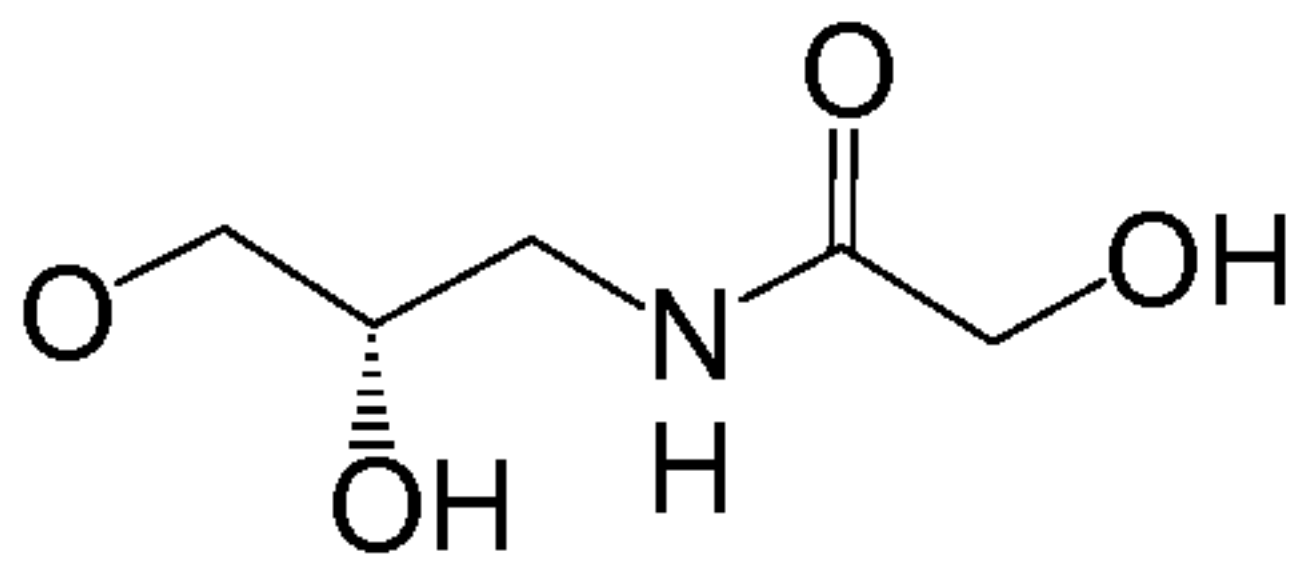
$^1\text{H NMR}$ (CDCl_3): δ 1.20 (t, $J = 7.0$ Hz, 3 H), 1.27-1.37 (m, 6 H), 2.36 (s, 3 H), 2.68-2.81 (m, 4 H), 3.13 (s, 3 H), 3.51 (m, 2 H), 3.68 (q, $J = 7.0$ Hz, 2 H), 3.73-3.90 (m, 3 H), 4.14-4.21 (m, 3 H), 7.01 (s, 1 H), 7.09 (s, 1 H), 7.34 (t, $J = 5.8$ Hz, 1 H), 7.83 (s, 1 H), 7.85 (s, 1 H).

5 Examples 226 to 232



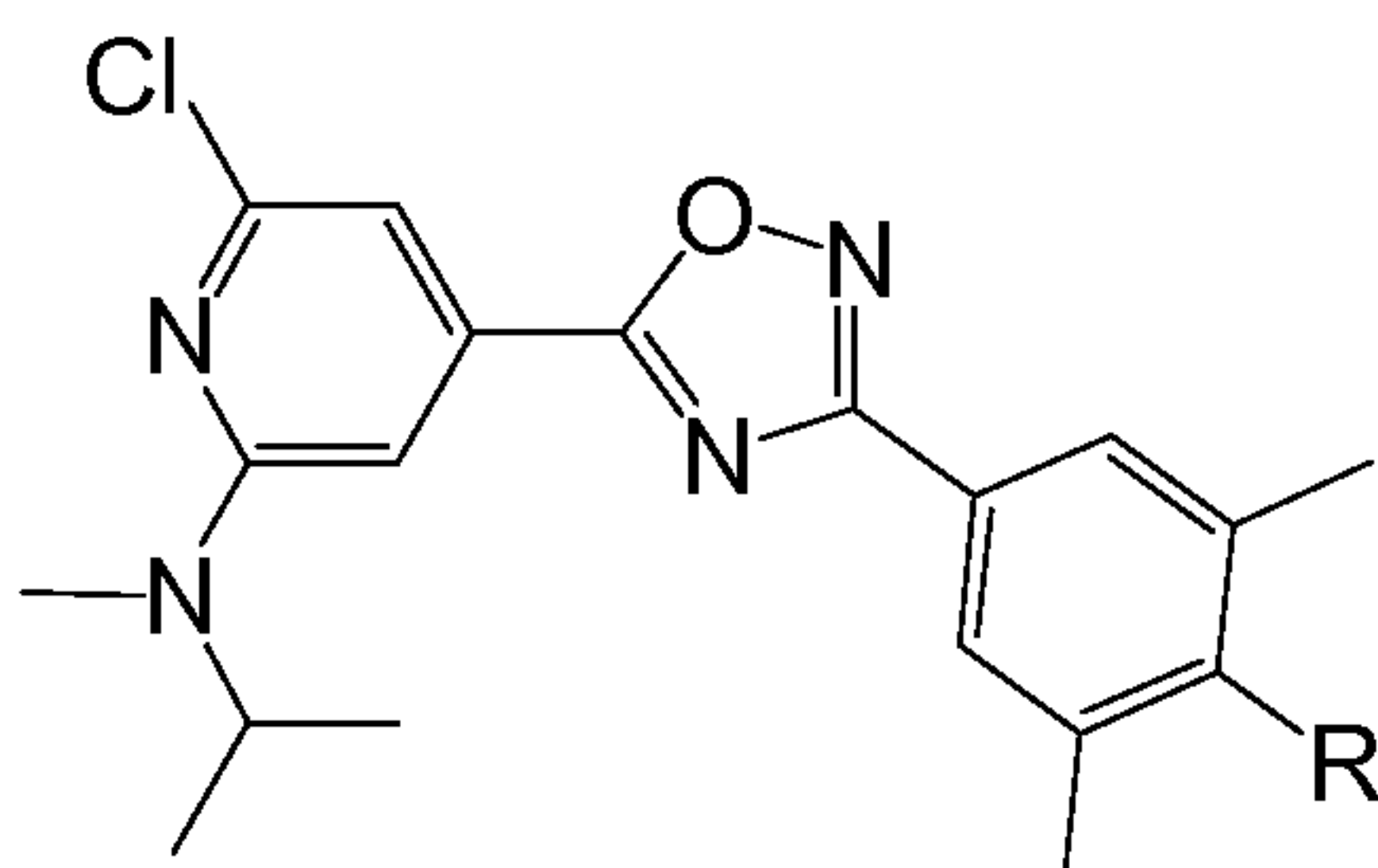
The following Examples are prepared in analogy to previous Examples starting from 2-(isobutyl-methyl-amino)-6-methyl-isonicotinic acid and 4,N-dihydroxy-3-ethyl-5-methylbenzamidine.

Example	prepared in analogy to Example	R	LC-MS	
			t_R (min)	$[\text{M}+\text{H}]^+$
226	5	OH	1.24*	381.18
227	3		1.12*	455.14
228	4		1.13*	455.13
229	16		0.74	454.31
230	16		0.74	454.31
231	17		1.06*	512.14

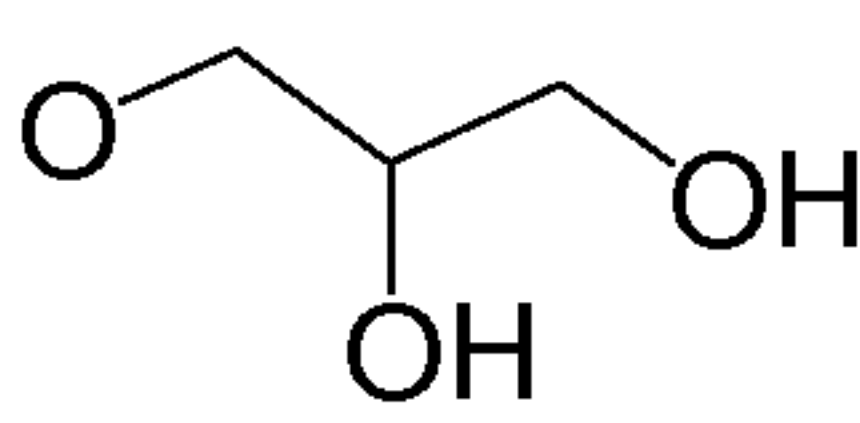
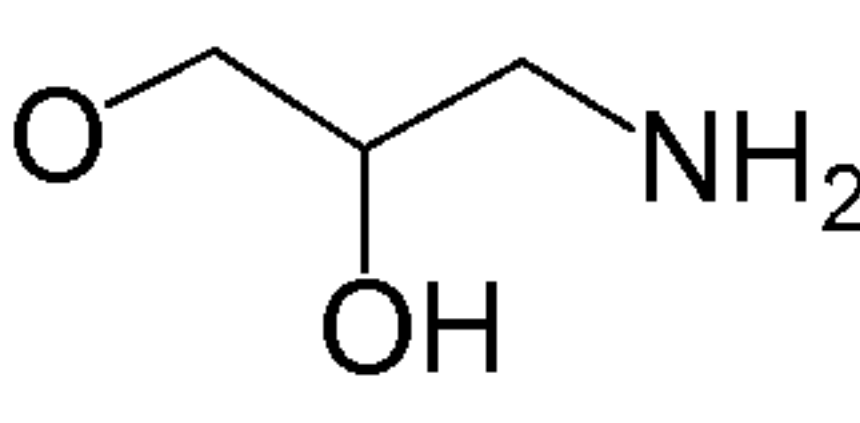
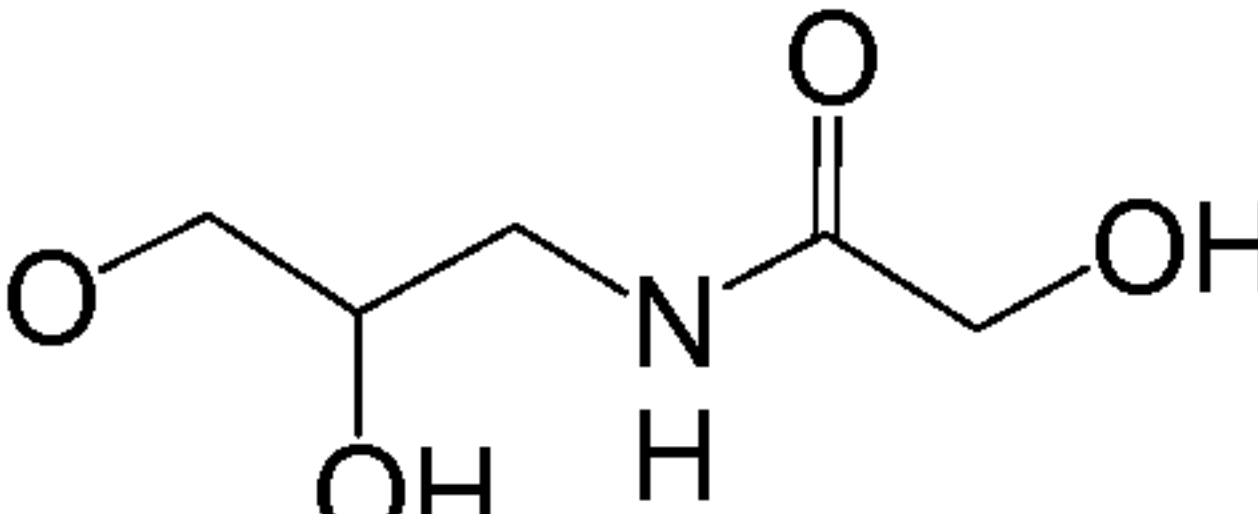
232	17		1.06*	512.14
-----	----	---	-------	--------

Example 226

¹H NMR (D₆-DMSO): δ 0.90 (d, *J* = 6.5 Hz, 6 H), 1.19 (t, *J* = 7.3 Hz, 3 H), 2.02-2.13 (m, 1 H), 2.27 (s, 3 H), 2.42 (s, 3 H), 2.68 (q, *J* = 7.3 Hz, 2 H), 3.10 (s, 3 H), 3.44 (d, *J* = 7.0 Hz, 2 H), 6.99 (s, 1 H), 7.07 (s, 1 H), 7.68 (s, 2 H), 8.94 (s br, 1 H).

Examples 233 to 235

The following Examples are prepared in analogy to previous Examples starting from 2-chloro-6-(isopropyl-methyl-amino)-isonicotinic acid and 4-allyloxy-N-hydroxy-3,5-dimethylbenzamide.

Example	prepared in analogy to Example	R	LC-MS	
			t _R (min)	[M+H] ⁺
233	1		1.09	447.22
234	32		0.82	445.34
235	32		1.05	504.16

Example 235

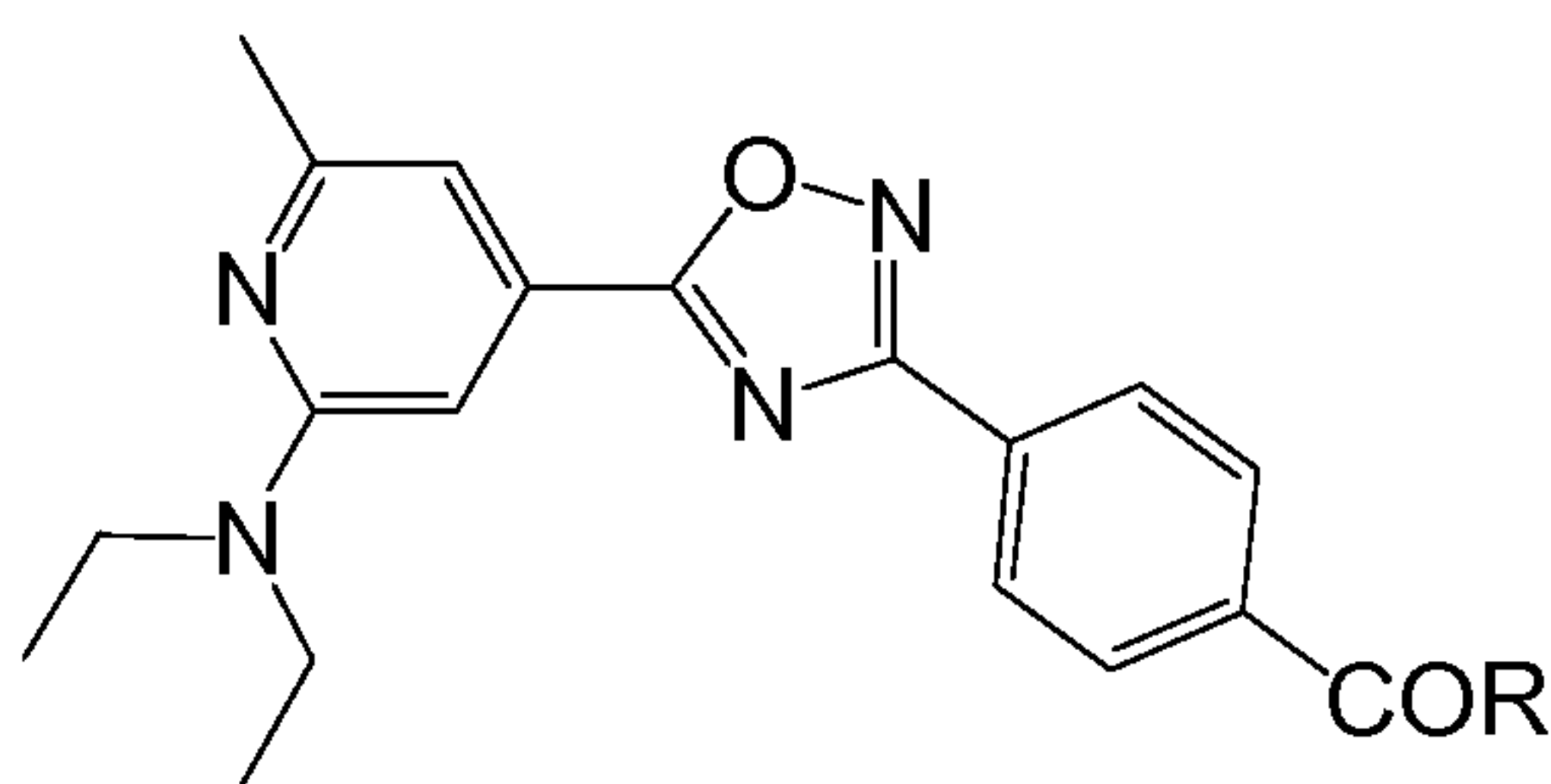
^1H NMR (CD_3OD): δ 1.25 (d, $J = 6.8$ Hz, 6 H), 2.37 (s, 6 H), 2.96 (s, 3 H), 3.47 (dd, $J = 13.6, 7.3$ Hz, 1 H), 3.66 (dd, $J = 13.8, 4.5$ Hz, 1 H), 3.82-3.90 (m, 2 H), 4.04 (s, 2 H), 4.10-4.17 (m, 1 H), 4.84-4.93 (m, 1 H), 7.12 (s, 1 H), 7.14 (s, 1 H), 7.76 (s, 2 H).

5 Example 236 (Reference Example)

4-[5-(2-Diethylamino-6-methyl-pyridin-4-yl)-[1,2,4]oxadiazol-3-yl]-benzoic acid

The title compound is prepared in analogy to Example 8 starting from 4-(N-hydroxycarbamimidoyl)-benzoic acid ethyl ester and 2-diethylamino-6-methyl-isonicotinic acid except that in the final step, the ethyl ester is cleaved under basic conditions (3 N aq. NaOH in THF); LC-MS: $t_R = 0.77$ min; $[\text{M}+1]^+ = 353.09$; ^1H NMR ($\text{D}_6\text{-DMSO}$): δ 1.16 (t, $J = 6.8$ Hz, 6 H), 2.43 (s, 3 H), 3.58 (q, $J = 6.5$ Hz, 4 H), 7.00 (s, 1 H), 7.07 (s, 1 H), 8.00 (d, $J = 8.0$ Hz, 2 H), 8.04 (d, $J = 8.0$ Hz, 2 H).

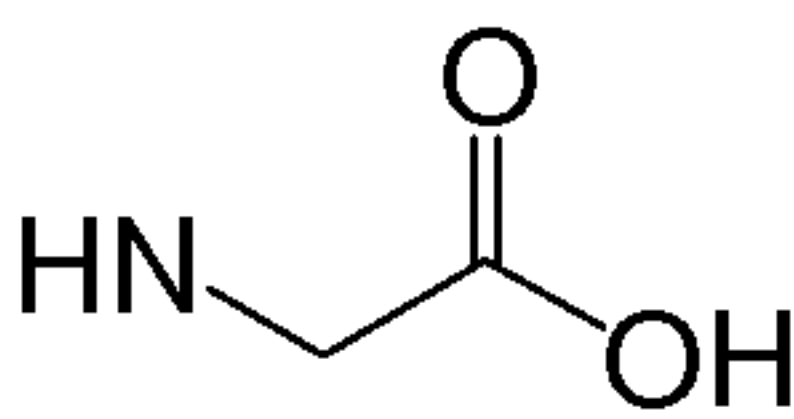
Examples 237 to 240



15

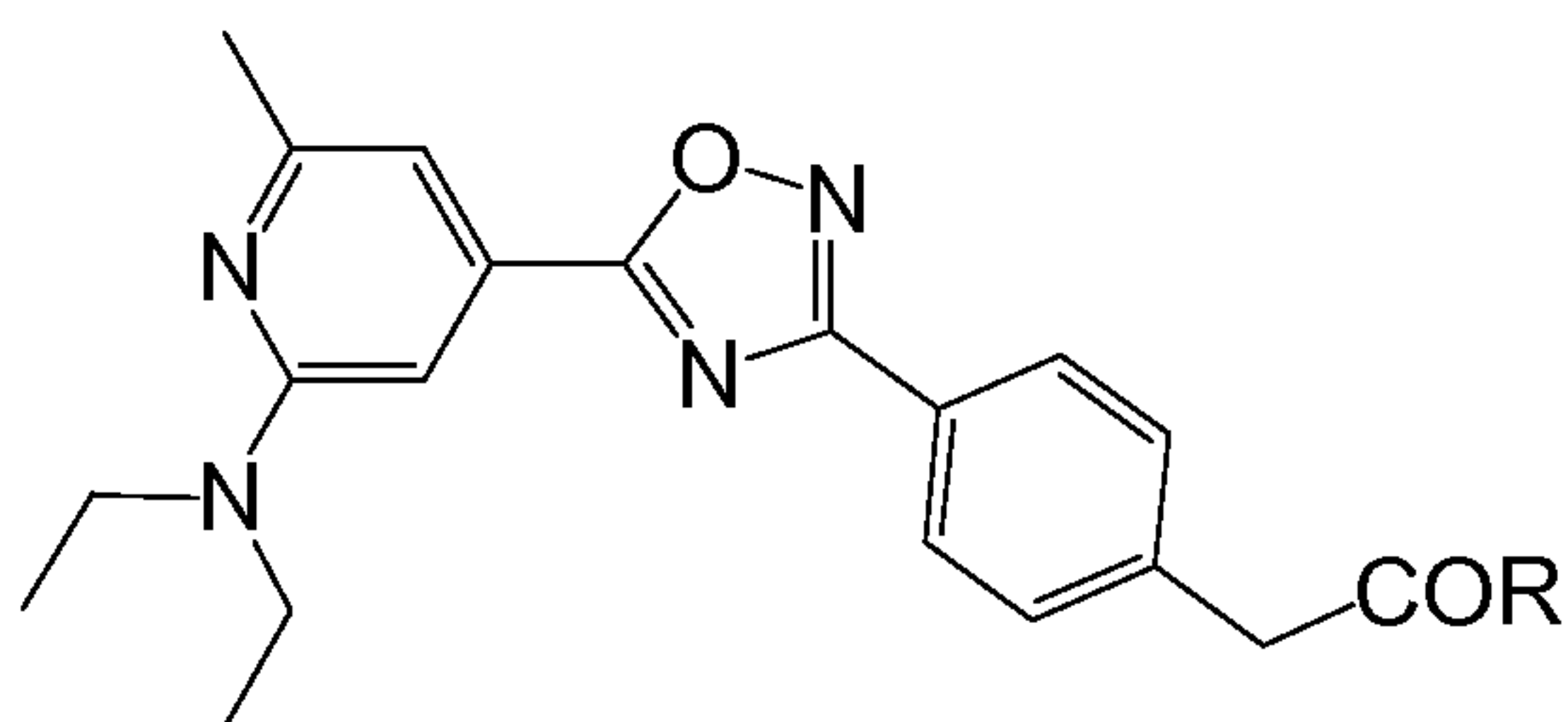
The following Examples are prepared starting from Example 236 in analogy to previous Examples.

Example	prepared in analogy to Example	R	LC-MS	
			t_R (min)	$[\text{M}+\text{H}]^+$
237	68		0.71	396.14
238	68		0.70	426.10
239	26		0.82	438.18

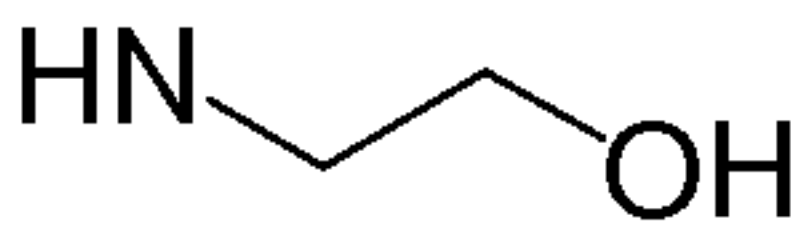
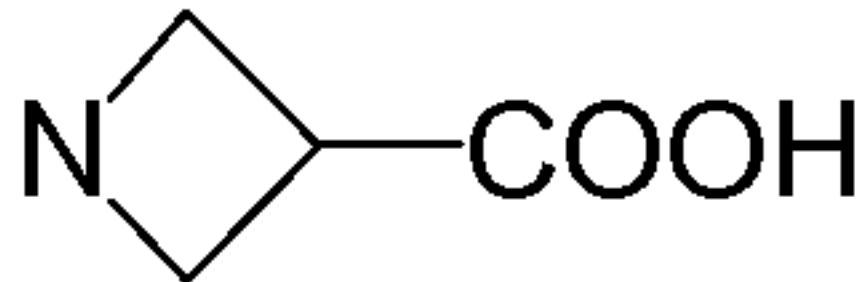
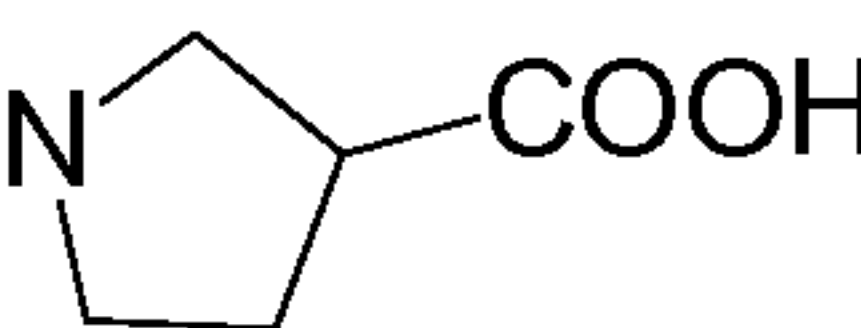
240	26		0.73	410.15
-----	----	---	------	--------

Example 241 (Reference Example)**{4-[5-(2-Diethylamino-6-methyl-pyridin-4-yl)-[1,2,4]oxadiazol-3-yl]-phenyl}-acetic acid**

The title compound is prepared in analogy to Example 5 starting from [4-(N-hydroxycarbamimidoyl)-phenyl]-acetic acid and 2-diethylamino-6-methyl-isonicotinic acid; LC-MS: $t_R = 0.78$ min; $[M+1]^+ = 367.13$.

Examples 242 to 244

10 The following Examples are prepared starting from Example 241 in analogy to previous Examples.

Example	prepared in analogy to Example	R	LC-MS	
			t_R (min)	$[M+H]^+$
242	68		0.71	410.11
243	68		0.74	450.17
244	68		0.75	464.23

Example 242

15 1H NMR (D_6 -DMSO): δ 1.16 (t, $J = 6.8$ Hz, 6 H), 2.43 (s, 3 H), 3.15 (q, $J = 5.5$ Hz, 2 H), 3.42 (t, $J = 5.8$ Hz, 2 H), 3.54 (s, 2 H), 3.58 (q, $J = 7.0$ Hz, 4 H), 4.69 (s br, 1 H), 7.00 (s, 1 H), 7.06 (s, 1 H), 7.49 (d, $J = 7.8$ Hz, 2 H), 8.03 (d, $J = 7.8$ Hz, 2 H), 8.14 (t br, $J = 5.0$ Hz, 1 H).

Example 245**{4-[5-(2-Diethylamino-6-methyl-pyridin-4-yl)-[1,2,4]oxadiazol-3-yl]-phenyl}-methanol**

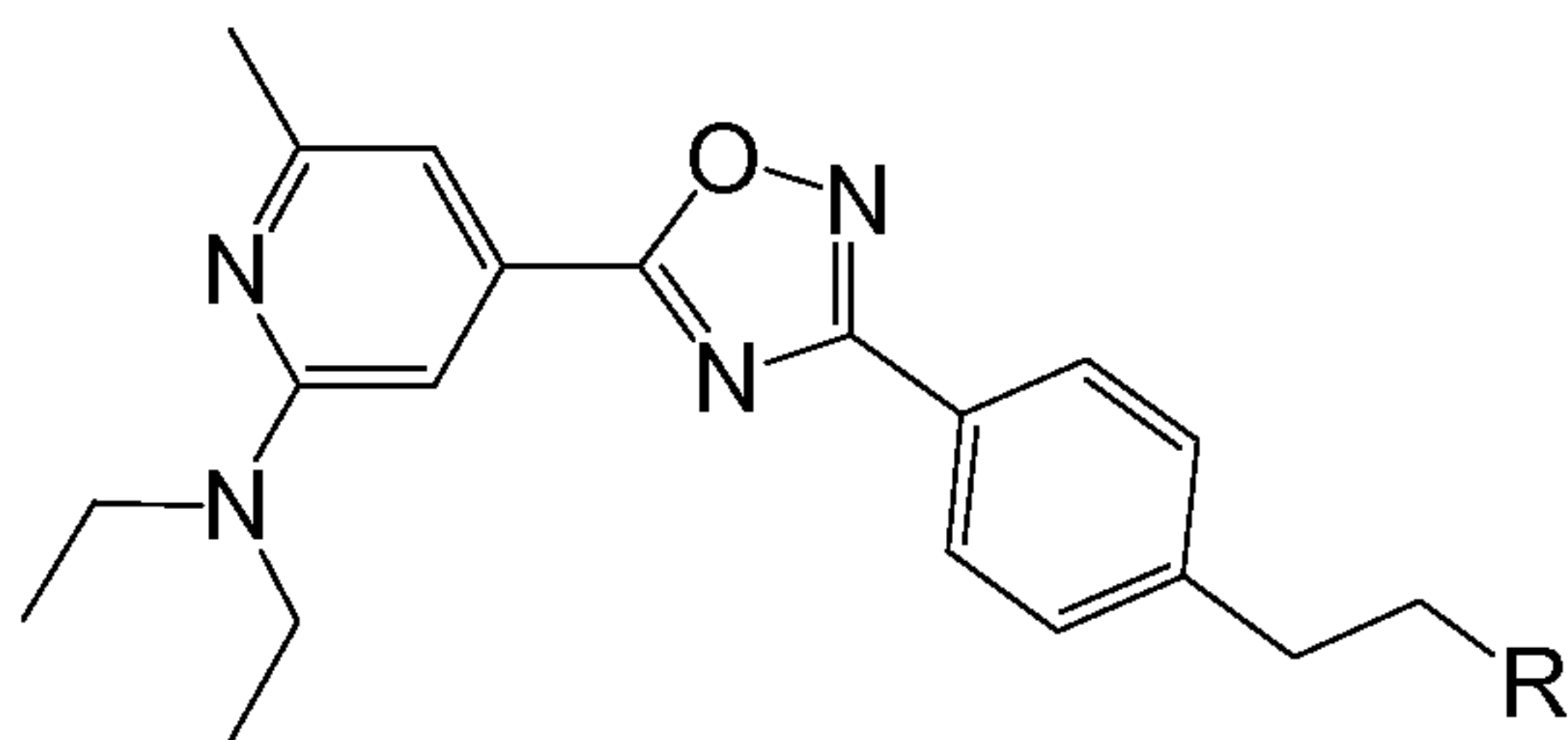
The title compound is prepared in analogy to Example 5 starting from N-hydroxy-4-hydroxymethyl-benzamidine and 2-diethylamino-6-methyl-isonicotinic acid; LC-MS: $t_R = 0.76$ min; $[M+1]^+ = 339.11$.

Example 246**2-{4-[5-(2-Diethylamino-6-methyl-pyridin-4-yl)-[1,2,4]oxadiazol-3-yl]-phenyl}-ethanol**

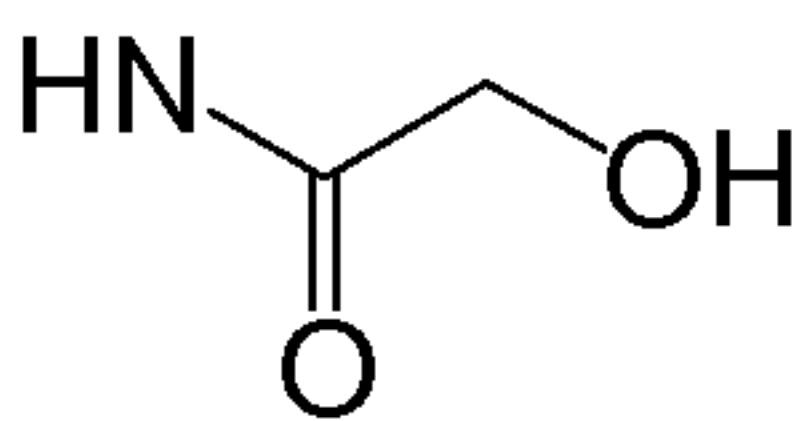
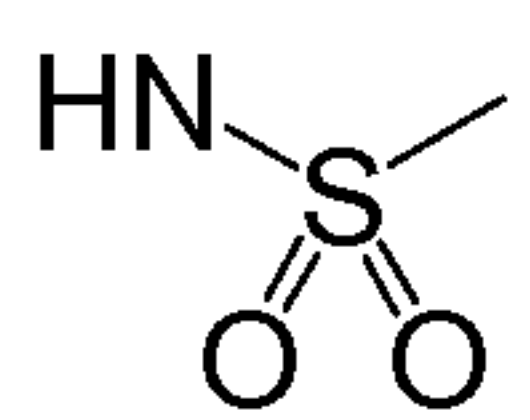
The title compound is prepared in analogy to Example 5 starting from N-hydroxy-4-(2-hydroxy-ethyl)-benzamidine and 2-diethylamino-6-methyl-isonicotinic acid; LC-MS: $t_R = 1.07^*$ min; $[M+1]^+ = 353.11$; $^1\text{H NMR (CDCl}_3\text{)}$: δ 1.25 (t, $J = 6.8$ Hz, 6 H), 2.50 (s, 3 H), 2.98 (t, $J = 6.3$ Hz, 2 H), 3.63 (q, $J = 7.0$ Hz, 4 H), 3.95 (q, $J = 6.0$ Hz, 2 H), 7.02 (s, 1 H), 7.10 (s, 1 H), 7.41 (d, $J = 7.5$ Hz, 2 H), 8.15 (d, $J = 7.5$ Hz, 2 H).

Example 247**(4-{3-[4-(2-Amino-ethyl)-phenyl]-[1,2,4]oxadiazol-5-yl}-6-methyl-pyridin-2-yl)-diethylamine**

The title compound is prepared from Example 246 via mesylation, and substitution with azide followed by Staudinger reaction as described for Example 55; LC-MS: $t_R = 0.64$ min; $[M+1]^+ = 352.11$; $^1\text{H NMR (CDCl}_3\text{)}$: δ 1.25 (t, $J = 6.8$ Hz, 6 H), 2.50 (s, 3 H), 2.86 (t, $J = 6.5$ Hz, 2 H), 3.06 (t, $J = 6.5$ Hz, 2 H), 3.63 (q, $J = 7.0$ Hz, 4 H), 7.02 (s, 1 H), 7.10 (s, 1 H), 7.38 (d, $J = 7.8$ Hz, 2 H), 8.13 (d, $J = 7.5$ Hz, 2 H).

Examples 248 and 249

The following Examples are prepared in analogy to previous Examples starting from Example 246.

Example	prepared in analogy to Example	R	LC-MS	
			t _R (min)	[M+H] ⁺
248	17		0.89	410.15
249	59		0.81	430.14

Example 249

¹H NMR (CDCl₃): δ 1.25 (t, *J* = 7.0 Hz, 6 H), 2.50 (s, 3 H), 2.90 (s, 3 H), 3.00 (t, *J* = 6.5 Hz, 2 H), 3.45-3.54 (m, 2 H), 3.63 (q, *J* = 7.0 Hz, 4 H), 4.25 (t br, *J* = 6.3 Hz, 1 H), 7.01 (s, 1 H), 7.10 (s, 1 H), 7.40 (d, *J* = 8.0 Hz, 2 H), 8.17 (d, *J* = 8.0 Hz, 2 H).

Example 250**2-(2-{4-[5-(2-Diethylamino-6-methyl-pyridin-4-yl)-[1,2,4]oxadiazol-3-yl]-phenyl}-ethylamino)-ethanol**

The title compound is prepared from Example 246 in analogy to Example 55 by reacting the mesylate intermediate with ethanolamine rather than sodium azide; LC-MS: t_R = 1.16* min; [M+1]⁺ = 396.11; ¹H NMR (CDCl₃): δ 1.25 (t, *J* = 7.0 Hz, 6 H), 1.90 (s br, 2 H), 2.50 (s, 3 H), 2.83 (t, *J* = 4.8 Hz, 2 H), 2.88-2.94 (m, 2 H), 2.95-3.02 (m, 2 H), 3.58-3.70 (m, 6 H), 7.01 (s, 1 H), 7.10 (s, 1 H), 7.37 (d, *J* = 7.8 Hz, 2 H), 8.12 (d, *J* = 7.5 Hz, 2 H).

Example 251**(2-{4-[5-(2-Diethylamino-6-methyl-pyridin-4-yl)-[1,2,4]oxadiazol-3-yl]-phenyl}-ethylamino)-acetic acid ethyl ester**

The title compound is prepared from Example 246 in analogy to Example 55 by reacting the mesylate intermediate with glycine ethyl ester rather than sodium azide; LC-MS: t_R = 0.69 min; [M+1]⁺ = 438.20.

Example 252**(2-{4-[5-(2-Diethylamino-6-methyl-pyridin-4-yl)-[1,2,4]oxadiazol-3-yl]-phenyl}-ethylamino)-acetic acid**

The title compound is obtained as a hydrochloride salt upon treating Example 251 with 4 N HCl in dioxane; LC-MS: t_R = 0.67* min; [M+1]⁺ = 410.11; ¹H NMR (D₂O): δ 1.26 (t, *J* = 7.0

Hz, 6 H), 2.53 (s, 3 H), 3.12 (t, $J = 7.5$ Hz, 2 H), 3.40 (t, $J = 7.3$ Hz, 2 H), 3.67 (q, $J = 7.0$ Hz, 4 H), 3.78 (s, 2 H), 7.18 (s, 1 H), 7.50 (d, $J = 7.8$ Hz, 2 H), 7.58 (s, 1 H), 8.01 (d, $J = 7.5$ Hz, 2 H).

5 **Example 253**

Diethyl-{6-methyl-4-[3-(4-propoxy-phenyl)-[1,2,4]oxadiazol-5-yl]-pyridin-2-yl}-amine

The title compound is prepared in analogy to Example 5 starting from N-hydroxy-4-propoxy-benzamidine and 2-diethylamino-6-methyl-isonicotinic acid; LC-MS: $t_R = 1.41^*$ min; $[M+1]^+ = 367.09$.

10

Example 254

{4-[3-(2,3-Dimethoxy-phenyl)-[1,2,4]oxadiazol-5-yl]-6-methyl-pyridin-2-yl}-diethyl-amine

15 The title compound is prepared in analogy to Example 5 starting from N-hydroxy-2,3-dimethoxy-benzamidine and 2-diethylamino-6-methyl-isonicotinic acid; LC-MS: $t_R = 1.16^*$ min; $[M+1]^+ = 369.03$.

Example 255 (Reference Example)

20 **rac-1-{4-[5-(2-Diethylamino-6-methyl-pyridin-4-yl)-[1,2,4]oxadiazol-3-yl]-phenyl}-ethane-1,2-diol**

The title compound is prepared in analogy to Example 1 starting from N-hydroxy-4-vinyl-benzamidine and 2-diethylamino-6-methyl-isonicotinic acid; LC-MS: $t_R = 0.69$ min, $[M+1]^+ = 369.11$.

25 **Example 256**

rac-1-{4-[5-(2-Diethylamino-6-methyl-pyridin-4-yl)-[1,2,4]oxadiazol-3-yl]-phenyl}-2-(2-hydroxy-ethylamino)-ethanol

30 Example 255 is transformed into the corresponding mesylate and then reacted with ethanolamine in analogy to the procedures given in Example 55 to give the title compound; $t_R = 0.61$ min, $[M+1]^+ = 412.18$.

Example 257

rac-N-(2-{4-[5-(2-Diethylamino-6-methyl-pyridin-4-yl)-[1,2,4]oxadiazol-3-yl]-phenyl}-2-hydroxy-ethyl)-methanesulfonamide

Example 255 is transformed into the corresponding mesylate and then reacted with methane sulfonamide potassium salt in analogy to the procedures given in Example 55 to give the title compound; $t_R = 0.73$ min, $[M+1]^+ = 446.14$.

5 **Example 258**

N-{4-[5-(2-Diethylamino-6-methyl-pyridin-4-yl)-[1,2,4]oxadiazol-3-yl]-2-ethyl-phenyl}-acetamide

The title compound is prepared in analogy to Example 5 starting from N-[2-ethyl-4-(N-hydroxycarbamimidoyl)-phenyl]-acetamide and 2-diethylamino-6-methyl-isonicotinic acid;
10 LC-MS: $t_R = 0.81$ min, $[M+1]^+ = 394.15$; $^1\text{H NMR}$ (CDCl_3): δ 1.25 (t, $J = 7.0$ Hz, 6 H), 1.36 (t, $J = 7.3$ Hz, 3 H), 2.28 (s, 3 H), 2.50 (s, 3 H), 2.73 (q, $J = 7.3$ Hz, 2 H), 3.63 (q, $J = 6.8$ Hz, 4 H), 7.01 (s, 1 H), 7.08-7.16 (m, 2 H), 8.03-8.09 (m, 2 H), 8.13-8.21 (m, 1 H).

Example 259: GTP γ S assay to determine EC $_{50}$ values

15 GTP γ S binding assays are performed in 96 well microtiter plates (Nunc, 442587) in a final volume of 200 μl , using membrane preparations of CHO cells expressing recombinant human S1P1 receptor. Assay conditions are 20 mM Hepes (Fluka, 54461), 100 mM NaCl (Fluka, 71378), 5 mM MgCl_2 (Fluka, 63064), 0.1% BSA (Calbiochem, 126609), 1 μM GDP (Sigma, G-7127), 2.5% DMSO (Fluka, 41644), 50 pM ^{35}S -GTP γ S (Amersham Biosciences,
20 SJ1320). The pH is 7.4. Test compounds are dissolved and diluted in 100% DMSO and pre-incubated at room temperature for 30 min in 150 μl of the above assay buffer, in the absence of ^{35}S -GTP γ S. After addition of 50 μl of ^{35}S -GTP γ S, the assay is incubated for 1 h at rt. The assay is terminated by transfer of the reaction mixture to a Multiscreen plate (Millipore, MAHFC1H60) using a cell harvester from Packard Biosciences, and the plates
25 are washed with ice-cold 10 mM $\text{Na}_2\text{HPO}_4/\text{NaH}_2\text{PO}_4$ (70%/30%), dried, sealed at the bottom and, after addition of 25 μl MicroScint20 (Packard Biosciences, order# 6013621), sealed on the top. Membrane-bound ^{35}S -GTP γ S is measured with a TopCount from Packard Biosciences.

30 EC $_{50}$ is the concentration of agonist inducing 50 % of the maximal specific ^{35}S -GTP γ S binding. Specific binding is determined by subtracting non-specific binding from maximal binding. Maximal binding is the amount of cpm bound to the Multiscreen plate in the presence of 10 μM of S1P. Non-specific binding is the amount of binding in the absence of an agonist in the assay. Agonistic activities (EC $_{50}$ values) of 206 from 258 exemplified

compounds have been measured (the compounds of Examples 16, 18, 35, 36, 39, 48, 74, 81, 84, 85, 88, 91, 92, 96, 99, 100, 106, 107, 119, 122, 136, 137, 143, 144, 154, 161, 168, 171, 172, 175, 182, 185, 186, 191, 195, 197, 200, 201, 205, 222, 223, 229, 230, and 234 have not been measured). The compounds of Examples 34, 90, 176, 178, 179, 208 and 5 209 showed EC₅₀ values of greater than 10 μ M. All the other measured compounds exhibit EC₅₀ values in the range of 0.1 to 9180 nM with an average of 344 nM. Agonistic activities of some compounds of formula (I) are displayed in Table 1.

Table 1:

Compound of Example	EC ₅₀ [nM]
15	1.2
17	1.3
21	3.6
22	0.7
26	2.6
32	1.2
66	6.2
79	1.4
87	3.4
109	0.5
116	2.0
130	0.1
139	2.0
146	0.8
159	5.1
192	0.2
198	2.4
203	0.5
232	4.1

Example 260: Assessment of *In vivo* Efficacy

The efficacy of the compounds of formula (I) is assessed by measuring the circulating lymphocytes after oral administration of 3 to 30 mg/kg of a compound of formula (I) to normotensive male Wistar rats. The animals are housed in climate-controlled conditions with a 12 h-light/dark cycle, and have free access to normal rat chow and drinking water. Blood is collected before and 3, 6 and 24 h after drug administration. Full blood is subjected to hematology using Advia Hematology system (Bayer Diagnostics, Zürich, Switzerland).

All data are presented as mean \pm SEM. Statistical analyses are performed by analysis of variance (ANOVA) using Statistica (StatSoft) and the Student-Newman-Keuls procedure for multiple comparisons. The null hypothesis is rejected when $p < 0.05$.

As an example, Table 2 shows the effect on lymphocyte counts 6 h after oral administration of 10 mg/kg of some compounds of formula (I) to normotensive male Wistar rats as compared to a group of animals treated with vehicle only. Lymphocyte counts 6 h after oral administration have been measured for 39 of the 258 exemplified compounds and are in the range of -82 % to -48 % with an average of -65 %.

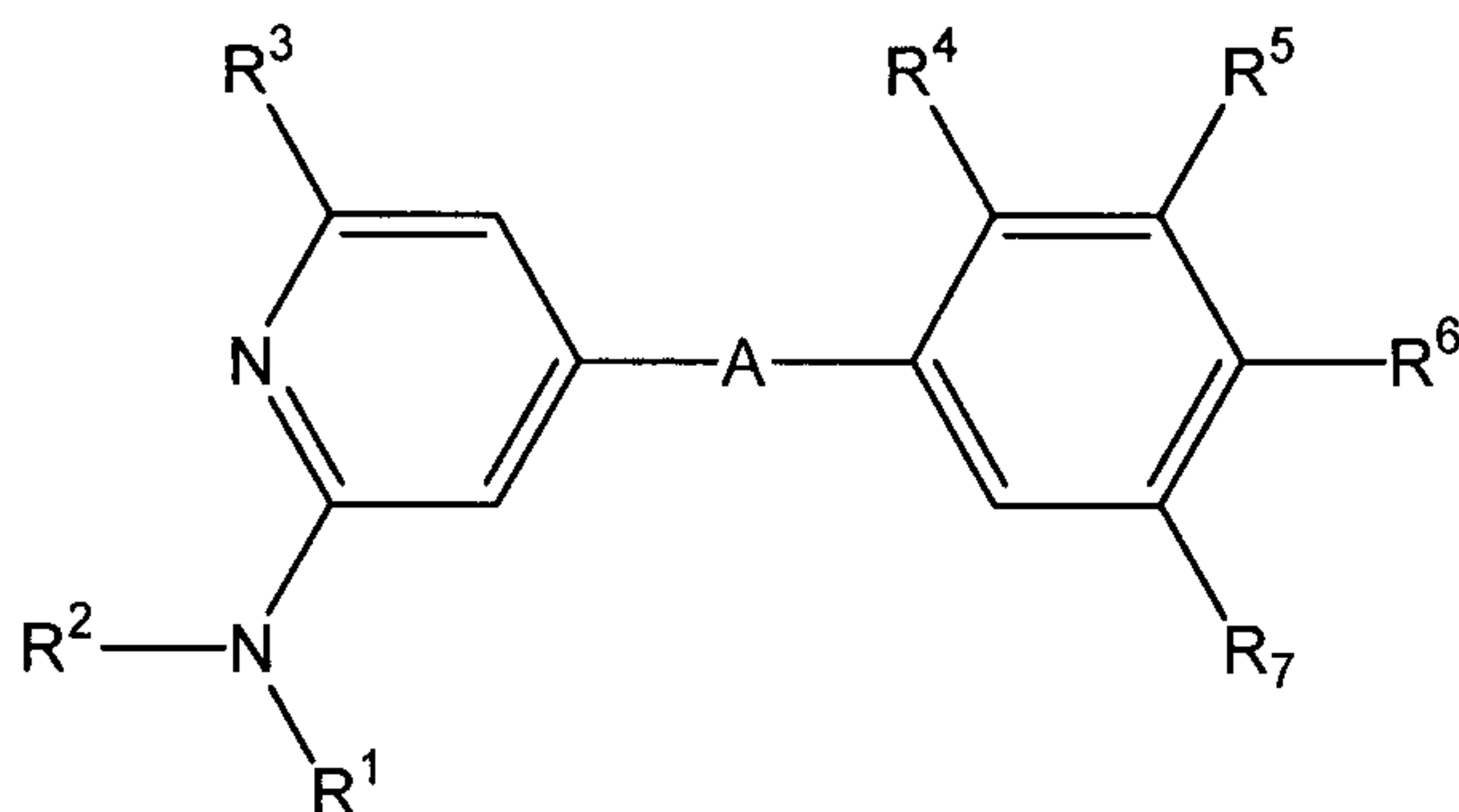
Table 2:

Compound of Example	Lymphocyte counts
11	-70 \pm 2%
24	-72 \pm 1%
80	-68 \pm 2%
94	-75 \pm 6%
97	-73 \pm 2%
149	-82 \pm 2%
188	-76 \pm 1%

199	$-72 \pm 3\%$
235	$-70 \pm 2\%$

Claims

1. Compounds of the formula (I),

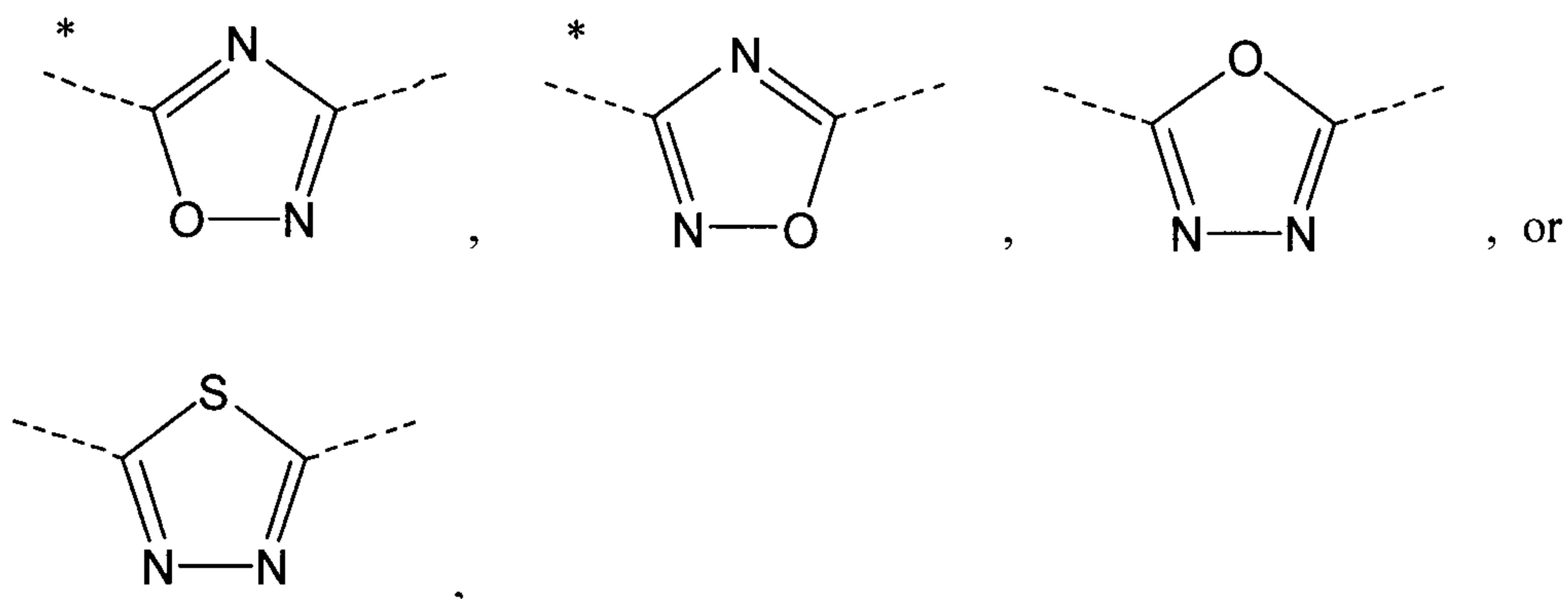


5

Formula (I)

wherein

A represents



wherein the asterisks indicate the bond that is linked to the pyridine group of formula (I);

10 **R**¹ represents hydrogen, or C₁₋₃-alkyl;

R² represents C₁₋₄-alkyl; or

R¹ and **R**², together with the nitrogen atom to which they are attached, form a pyrrolidine, piperidine, or morpholine ring;

R³ represents C₁₋₄-alkyl, or chloro;

15 **R**⁴ represents hydrogen;

R⁵ represents hydrogen, C₁₋₄-alkyl, C₁₋₃-alkoxy, or halogen;

R⁶ represents -CH₂-(CH₂)_k-NR⁶¹R⁶², -CH₂-(CH₂)_k-NHSO₂R⁶³, -(CH₂)_nCH(OH)-CH₂-NHSO₂R⁶³, -CH₂-(CH₂)_k-NHCOR⁶⁴, -(CH₂)_nCH(OH)-CH₂-NHCOR⁶⁴, -CH₂-(CH₂)_n-CONR⁶¹R⁶², -CO-NHR⁶¹, 1-(3-carboxy-azetidiny)-2-acetyl, 1-(2-carboxy-pyrrolidiny)-2-acetyl, 1-(3-carboxy-pyrrolidiny)-2-acetyl, 1-(3-carboxy-azetidiny)-3-propionyl, 1-(2-carboxy-pyrrolidiny)-3-propionyl, 1-(3-carboxy-pyrrolidiny)-3-propionyl, -(CH₂)_nCH(OH)-CH₂-NR⁶¹R⁶², hydroxy, hydroxy-C₂₋₅-alkoxy, di-(hydroxy-C₁₋₄-alkyl)-C₁₋₄-alkoxy, 2,3-dihydroxy-propoxy, 2-hydroxy-3-methoxy-propoxy, -OCH₂-(CH₂)_m-NR⁶¹R⁶², 2-[(azetidine-3-carboxylic acid)-1-yl]-ethoxy, 2-[(azetidine-3-carboxylic acid C₁₋₅-alkylester)-1-yl]-ethoxy, 2-[(pyrrolidine-3-carboxylic acid)-1-yl]-ethoxy, 2-[(pyrrolidine-3-carboxylic acid C₁₋₅-alkylester)-1-yl]-ethoxy, -OCH₂-CH(OH)-CH₂-NR⁶¹R⁶², 3-[(azetidine-3-carboxylic acid)-1-yl]-2-hydroxypropoxy, 3-[(azetidine-3-carboxylic acid C₁₋₅-alkylester)-1-yl]-2-hydroxypropoxy, 2-hydroxy-3-[(pyrrolidine-3-carboxylic acid)-1-yl]-propoxy, 2-hydroxy-3-[(pyrrolidine-3-carboxylic acid C₁₋₅-alkylester)-1-yl]-propoxy, 2-hydroxy-3-[(pyrrolidine-2-carboxylic acid)-1-yl]-propoxy, 2-hydroxy-3-[(pyrrolidine-2-carboxylic acid C₁₋₅-alkylester)-1-yl]-propoxy, -OCH₂-(CH₂)_m-NHSO₂R⁶³, -OCH₂-CH(OH)-CH₂-NHSO₂R⁶³, -OCH₂-(CH₂)_m-NHCOR⁶⁴, -OCH₂-CH(OH)-CH₂-NHCOR⁶⁴, -NR⁶¹R⁶², -NHCO-R⁶¹, or -SO₂NHR⁶¹;

R⁶¹ represents hydrogen, C₁₋₃-alkyl, 2-hydroxyethyl, 2-hydroxy-1-hydroxymethyl-ethyl, 2,3-dihydroxypropyl, carboxymethyl, (C₁₋₅-alkylcarboxy)methyl, 2-carboxyethyl, 2-(C₁₋₅-alkylcarboxy)ethyl, or 2-aminoethyl;

R⁶² represents hydrogen, methyl, or ethyl;

R⁶³ represents C₁₋₃-alkyl, methylamino, ethylamino, or dimethylamino;

R⁶⁴ represents hydroxy-C₁₋₂-alkyl, or R⁶⁵R⁶⁶N-C₁₋₂-alkyl;

R⁶⁵ and **R⁶⁶** independently represent hydrogen, or methyl;

k represents the integer 1, 2, or 3;

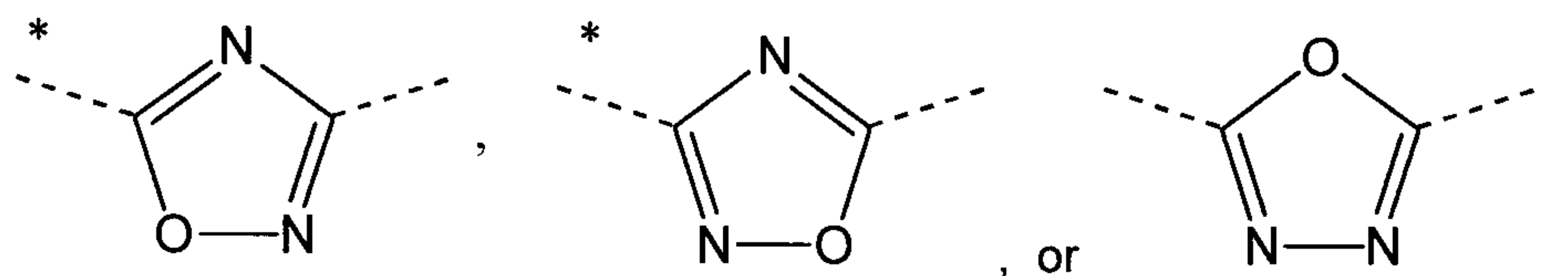
m represents the integer 1 or 2;

n represents 0, 1, or 2; and

R⁷ represents hydrogen, C₁₋₄-alkyl, or halogen;

or salts thereof.

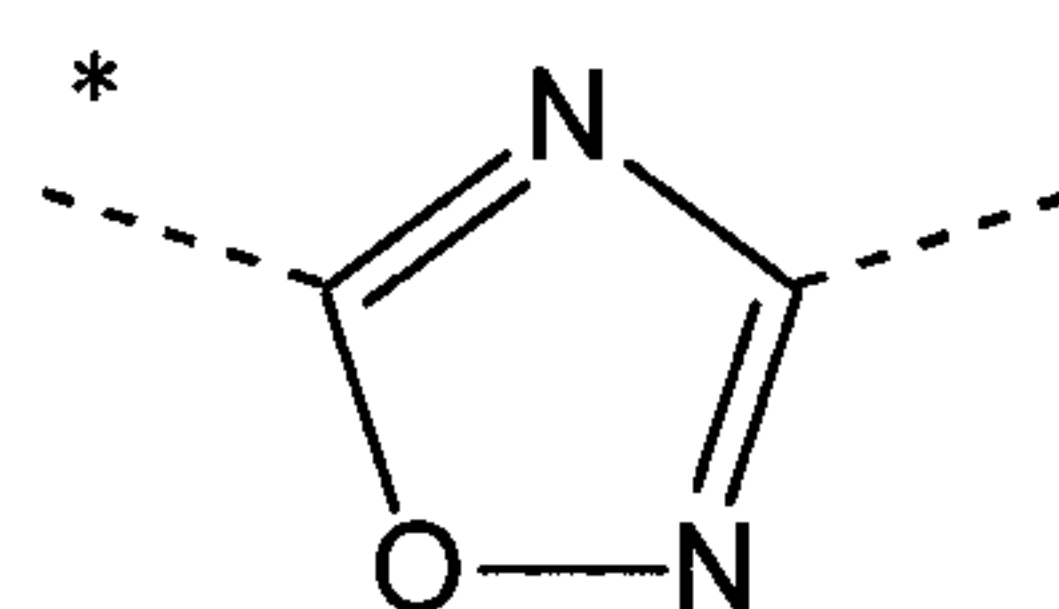
2. Compounds of formula (I) according to claim 1 wherein **A** represents



wherein the asterisks indicate the bond that is linked to the pyridine group of formula (I);

or salts thereof.

5 3. Compounds of formula (I) according to claim 1 wherein **A** represents



wherein the asterisk indicates the bond that is linked to the pyridine group of formula (I);

or salts thereof.

10 4. Compounds of formula (I) according to any one of claims 1 to 3 wherein **R**¹ represents methyl or ethyl;

or salts thereof.

5. Compounds of formula (I) according to any one of claims 1 to 4 wherein **R**² represents C₁₋₃-alkyl;

or salts thereof.

15 6. Compounds of formula (I) according to any one of claims 1 to 5 wherein **R**³ represents C₁₋₄-alkyl;

or salts thereof.

7. Compounds of formula (I) according to any one of claims 1 to 6 wherein **R**⁵ represents methyl, or ethyl; and **R**⁷ represents methyl;

20 or salts thereof.

8. Compounds of formula (I) according to any one of claims 1 to 7 wherein R^6 represents $-\text{CH}_2-(\text{CH}_2)_k-\text{NHSO}_2R^{63}$, $-(\text{CH}_2)_n\text{CH}(\text{OH})-\text{CH}_2-\text{NHSO}_2R^{63}$, $-\text{CH}_2-(\text{CH}_2)_k-\text{NHCOR}^{64}$, $-(\text{CH}_2)_n\text{CH}(\text{OH})-\text{CH}_2-\text{NHCOR}^{64}$, $-\text{CH}_2-(\text{CH}_2)_n-\text{CONR}^{61}R^{62}$, 1-(3-carboxy-azetidiny)-2-acetyl, 1-(2-carboxy-pyrrolidinyl)-2-acetyl, 1-(3-carboxy-azetidiny)-3-propionyl, 1-(2-carboxy-pyrrolidinyl)-3-propionyl, 1-(3-carboxy-pyrrolidinyl)-3-propionyl, $-(\text{CH}_2)_n\text{CH}(\text{OH})-\text{CH}_2-\text{NR}^{61}R^{62}$, hydroxy, hydroxy- C_{2-5} -alkoxy, di-(hydroxy- C_{1-4} -alkyl)- C_{1-4} -alkoxy, 2,3-dihydroxy-propoxy, 2-hydroxy-3-methoxy-propoxy, $-\text{OCH}_2-(\text{CH}_2)_m-\text{NR}^{61}R^{62}$, 2-[(azetidine-3-carboxylic acid)-1-yl]-ethoxy, 2-[(azetidine-3-carboxylic acid C_{1-5} -alkylester)-1-yl]-ethoxy, 2-[(pyrrolidine-3-carboxylic acid)-1-yl]-ethoxy, 2-[(pyrrolidine-3-carboxylic acid C_{1-5} -alkylester)-1-yl]-ethoxy, $-\text{OCH}_2-\text{CH}(\text{OH})-\text{CH}_2-\text{NR}^{61}R^{62}$, 3-[(azetidine-3-carboxylic acid)-1-yl]-2-hydroxypropoxy, 3-[(azetidine-3-carboxylic acid C_{1-5} -alkylester)-1-yl]-2-hydroxypropoxy, 2-hydroxy-3-[(pyrrolidine-3-carboxylic acid)-1-yl]-propoxy, 2-hydroxy-3-[(pyrrolidine-3-carboxylic acid C_{1-5} -alkylester)-1-yl]-propoxy, 2-hydroxy-3-[(pyrrolidine-2-carboxylic acid)-1-yl]-propoxy, 2-hydroxy-3-[(pyrrolidine-2-carboxylic acid C_{1-5} -alkylester)-1-yl]-propoxy, $-\text{OCH}_2-(\text{CH}_2)_m-\text{NHSO}_2R^{63}$, $-\text{OCH}_2-\text{CH}(\text{OH})-\text{CH}_2-\text{NHSO}_2R^{63}$, $-\text{OCH}_2-(\text{CH}_2)_m-\text{NHCOR}^{64}$, $-\text{OCH}_2-\text{CH}(\text{OH})-\text{CH}_2-\text{NHCOR}^{64}$, or $-\text{NR}^{61}R^{62}$;

or salts thereof.

9. Compounds of formula (I) according to any one of claims 1 to 7 wherein R^6 represents $-\text{CH}_2-(\text{CH}_2)_n-\text{CONR}^{61}R^{62}$, 2,3-dihydroxy-propoxy, or $-\text{OCH}_2-\text{CH}(\text{OH})-\text{CH}_2-\text{NHCOR}^{64}$;

20 or salts thereof.

10. Compounds of formula (I) according to any one of claims 1 to 7 wherein R^6 represents 2,3-dihydroxy-propoxy, or $-\text{OCH}_2-\text{CH}(\text{OH})-\text{CH}_2-\text{NHCOR}^{64}$;

or salts thereof.

11. A compound according to claim 1 selected from the group consisting of:

25 (R)-3-{4-[5-(2-diethylamino-6-ethyl-pyridin-4-yl)-[1,2,4]oxadiazol-3-yl]-2-ethyl-6-methylphenoxy}-propane-1,2-diol;

(S)-3-{4-[5-(2-diethylamino-6-ethyl-pyridin-4-yl)-[1,2,4]oxadiazol-3-yl]-2-ethyl-6-methylphenoxy}-propane-1,2-diol;

(R)-3-{4-[5-(2-diethylamino-6-methyl-pyridin-4-yl)-[1,2,4]oxadiazol-3-yl]-2-ethyl-6-methylphenoxy}-propane-1,2-diol;

30 (S)-3-{4-[5-(2-diethylamino-6-methyl-pyridin-4-yl)-[1,2,4]oxadiazol-3-yl]-2-ethyl-6-methylphenoxy}-propane-1,2-diol;

- (R)-3-(2-ethyl-4-{5-[2-(ethyl-methyl-amino)-6-methyl-pyridin-4-yl]-[1,2,4]oxadiazol-3-yl}-6-methyl-phenoxy)-propane-1,2-diol;
- (S)-3-(2-ethyl-4-{5-[2-(ethyl-methyl-amino)-6-methyl-pyridin-4-yl]-[1,2,4]oxadiazol-3-yl}-6-methyl-phenoxy)-propane-1,2-diol;
- 5 (R)-3-{4-[5-(2-diethylamino-6-methyl-pyridin-4-yl)-[1,2,4]oxadiazol-3-yl]-2,6-dimethyl-phenoxy}-propane-1,2-diol;
- (S)-3-{4-[5-(2-diethylamino-6-methyl-pyridin-4-yl)-[1,2,4]oxadiazol-3-yl]-2,6-dimethyl-phenoxy}-propane-1,2-diol;
- N-((R)-3-{4-[5-(2-dimethylamino-6-ethyl-pyridin-4-yl)-[1,2,4]oxadiazol-3-yl]-2-ethyl-6-methyl-phenoxy}-2-hydroxy-propyl)-2-hydroxy-acetamide;
- 10 N-((S)-3-{4-[5-(2-dimethylamino-6-ethyl-pyridin-4-yl)-[1,2,4]oxadiazol-3-yl]-2-ethyl-6-methyl-phenoxy}-2-hydroxy-propyl)-2-hydroxy-acetamide;
- (R)-3-{4-[5-(2-diethylamino-6-methyl-pyridin-4-yl)-[1,2,4]oxadiazol-3-yl]-2-ethyl-6-methyl-phenoxy}-propane-1,2-diol;
- 15 (S)-3-{4-[5-(2-diethylamino-6-methyl-pyridin-4-yl)-[1,2,4]oxadiazol-3-yl]-2-ethyl-6-methyl-phenoxy}-propane-1,2-diol;
- (R)-3-(4-{5-[2-(ethyl-methyl-amino)-6-methyl-pyridin-4-yl]-[1,2,4]oxadiazol-3-yl}-2,6-dimethyl-phenoxy)-propane-1,2-diol;
- (S)-3-(4-{5-[2-(ethyl-methyl-amino)-6-methyl-pyridin-4-yl]-[1,2,4]oxadiazol-3-yl}-2,6-dimethyl-phenoxy)-propane-1,2-diol;
- 20 (S)-3-(4-{5-[2-(isopropyl-methyl-amino)-6-methyl-pyridin-4-yl]-[1,2,4]oxadiazol-3-yl}-2,6-dimethyl-phenoxy)-propane-1,2-diol;
- N-((S)-3-{4-[5-(2-diethylamino-6-methyl-pyridin-4-yl)-[1,2,4]oxadiazol-3-yl]-2-ethyl-6-methyl-phenoxy}-2-hydroxy-propyl)-2-hydroxy-acetamide;
- 25 N-((R)-3-{4-[5-(2-diethylamino-6-methyl-pyridin-4-yl)-[1,2,4]oxadiazol-3-yl]-2-ethyl-6-methyl-phenoxy}-2-hydroxy-propyl)-2-hydroxy-acetamide; and
- (S)-3-(2-ethyl-4-{5-[2-(isopropyl-methyl-amino)-6-methyl-pyridin-4-yl]-[1,2,4]oxadiazol-3-yl}-6-methyl-phenoxy)-propane-1,2-diol;
- or salts thereof.
- 30 12. A compound according to claim 1 selected from the group consisting of:
- 4-{5-[2-(isopropyl-methyl-amino)-6-methyl-pyridin-4-yl]-[1,2,4]oxadiazol-3-yl}-2,6-dimethyl-phenol;
- 3-[3-(2-ethyl-4-{5-[2-(isopropyl-methyl-amino)-6-methyl-pyridin-4-yl]-[1,2,4]oxadiazol-3-yl}-6-methyl-phenyl)-propionylamino]-propionic acid;

- N-[(R)-3-(2-ethyl-4-{5-[2-(ethyl-methyl-amino)-6-methyl-pyridin-4-yl]-[1,2,4]oxadiazol-3-yl}-6-methyl-phenoxy)-2-hydroxy-propyl]-2-hydroxy-acetamide;
- N-[(S)-3-(2-ethyl-4-{5-[2-(ethyl-methyl-amino)-6-methyl-pyridin-4-yl]-[1,2,4]oxadiazol-3-yl}-6-methyl-phenoxy)-2-hydroxy-propyl]-2-hydroxy-acetamide;
- 5 N-[(R)-3-(2-ethyl-4-{3-[2-(ethyl-methyl-amino)-6-methyl-pyridin-4-yl]-[1,2,4]oxadiazol-5-yl}-6-methyl-phenoxy)-2-hydroxy-propyl]-2-hydroxy-acetamide;
- N-[(S)-3-(2-ethyl-4-{3-[2-(ethyl-methyl-amino)-6-methyl-pyridin-4-yl]-[1,2,4]oxadiazol-5-yl}-6-methyl-phenoxy)-2-hydroxy-propyl]-2-hydroxy-acetamide;
- 10 1-((S)-3-{4-[5-(2-diethylamino-6-methyl-pyridin-4-yl)-[1,2,4]oxadiazol-3-yl]-2-ethyl-6-methyl-phenoxy}-2-hydroxy-propyl)-azetidine-3-carboxylic acid;
- 1-(2-{4-[5-(2-diethylamino-6-methyl-pyridin-4-yl)-[1,2,4]oxadiazol-3-yl]-2-ethyl-6-methyl-phenoxy}-ethyl)-pyrrolidine-3-(S)-carboxylic acid;
- 1-(2-{4-[5-(2-diethylamino-6-methyl-pyridin-4-yl)-[1,2,4]oxadiazol-3-yl]-2-ethyl-6-methyl-phenoxy}-ethyl)-pyrrolidine-3-(R)-carboxylic acid;
- 15 (3-{4-[5-(2-diethylamino-6-methyl-pyridin-4-yl)-[1,2,4]oxadiazol-3-yl]-2-ethyl-6-methyl-phenyl}-propionylamino)-acetic acid;
- 3-(3-{4-[5-(2-diethylamino-6-methyl-pyridin-4-yl)-[1,2,4]oxadiazol-3-yl]-2-ethyl-6-methyl-phenyl}-propionylamino)-propionic acid;
- (R)-3-{4-[3-(2-diethylamino-6-methyl-pyridin-4-yl)-[1,2,4]oxadiazol-5-yl]-2-ethyl-6-methyl-phenoxy}-propane-1,2-diol;
- 20 N-((R)-3-{4-[3-(2-diethylamino-6-methyl-pyridin-4-yl)-[1,2,4]oxadiazol-5-yl]-2-ethyl-6-methyl-phenoxy}-2-hydroxy-propyl)-2-hydroxy-acetamide;
- N-((S)-3-{4-[3-(2-diethylamino-6-methyl-pyridin-4-yl)-[1,2,4]oxadiazol-5-yl]-2-ethyl-6-methyl-phenoxy}-2-hydroxy-propyl)-2-hydroxy-acetamide;
- 25 N-((S)-3-{4-[5-(2-diethylamino-6-methyl-pyridin-4-yl)-[1,3,4]oxadiazol-2-yl]-2-ethyl-6-methyl-phenoxy}-2-hydroxy-propyl)-2-hydroxy-acetamide;
- N-((S)-3-{4-[5-(2-diethylamino-6-methyl-pyridin-4-yl)-[1,3,4]thiadiazol-2-yl]-2-ethyl-6-methyl-phenoxy}-2-hydroxy-propyl)-2-hydroxy-acetamide;
- N-((S)-3-{4-[5-(2-diethylamino-6-methyl-pyridin-4-yl)-[1,2,4]oxadiazol-3-yl]-2-methyl-30 6-propyl-phenoxy}-2-hydroxy-propyl)-2-hydroxy-acetamide;
- (R)-3-{2-chloro-4-[5-(2-diethylamino-6-methyl-pyridin-4-yl)-[1,2,4]oxadiazol-3-yl]-6-methyl-phenoxy}-propane-1,2-diol;
- (S)-3-{2-chloro-4-[5-(2-diethylamino-6-methyl-pyridin-4-yl)-[1,2,4]oxadiazol-3-yl]-6-methyl-phenoxy}-propane-1,2-diol;
- 35 N-((R)-3-{2-chloro-4-[5-(2-diethylamino-6-methyl-pyridin-4-yl)-[1,2,4]oxadiazol-3-yl]-6-methyl-phenoxy}-2-hydroxy-propyl)-2-hydroxy-acetamide;

N-((S)-3-{2-chloro-4-[5-(2-diethylamino-6-methyl-pyridin-4-yl)-[1,2,4]oxadiazol-3-yl]-6-methyl-phenoxy}-2-hydroxy-propyl)-2-hydroxy-acetamide;

{4-[3-(4-amino-3-chloro-5-methyl-phenyl)-[1,2,4]oxadiazol-5-yl]-6-methyl-pyridin-2-yl}-diethyl-amine;

5 (R)-3-{2-chloro-4-[5-(2-diethylamino-6-methyl-pyridin-4-yl)-[1,2,4]oxadiazol-3-yl]-6-methoxy-phenoxy}-propane-1,2-diol;

(S)-3-{2-chloro-4-[5-(2-diethylamino-6-methyl-pyridin-4-yl)-[1,2,4]oxadiazol-3-yl]-6-methoxy-phenoxy}-propane-1,2-diol;

10 (S)-1-amino-3-{2-chloro-4-[5-(2-diethylamino-6-methyl-pyridin-4-yl)-[1,2,4]oxadiazol-3-yl]-6-methoxy-phenoxy}-propan-2-ol;

N-((R)-3-{2-chloro-4-[5-(2-diethylamino-6-methyl-pyridin-4-yl)-[1,2,4]oxadiazol-3-yl]-6-methoxy-phenoxy}-2-hydroxy-propyl)-2-hydroxy-acetamide;

N-((S)-3-{2-chloro-4-[5-(2-diethylamino-6-methyl-pyridin-4-yl)-[1,2,4]oxadiazol-3-yl]-6-methoxy-phenoxy}-2-hydroxy-propyl)-2-hydroxy-acetamide;

15 (S)-3-{2,6-dichloro-4-[5-(2-diethylamino-6-methyl-pyridin-4-yl)-[1,2,4]oxadiazol-3-yl]-phenoxy}-propane-1,2-diol;

(R)-3-{2,6-dichloro-4-[5-(2-diethylamino-6-methyl-pyridin-4-yl)-[1,2,4]oxadiazol-3-yl]-phenoxy}-propane-1,2-diol;

20 N-[(R)-3-(2-ethyl-4-{5-[2-(isopropyl-methyl-amino)-6-methyl-pyridin-4-yl]-[1,2,4]oxadiazol-3-yl]-6-methyl-phenoxy)-2-hydroxy-propyl]-2-hydroxy-acetamide;

N-[(S)-3-(2-ethyl-4-{5-[2-(isopropyl-methyl-amino)-6-methyl-pyridin-4-yl]-[1,2,4]oxadiazol-3-yl]-6-methyl-phenoxy)-2-hydroxy-propyl]-2-hydroxy-acetamide;

3-(2-ethyl-4-{5-[2-(isopropyl-methyl-amino)-6-methyl-pyridin-4-yl]-[1,2,4]oxadiazol-3-yl]-6-methyl-phenyl)-N-(2-hydroxy-ethyl)-propionamide;

25 2-hydroxy-N-[(S)-2-hydroxy-3-(4-{5-[2-(isopropyl-methyl-amino)-6-methyl-pyridin-4-yl]-[1,2,4]oxadiazol-3-yl]-2-methyl-6-propyl-phenoxy)-propyl]-acetamide;

(R)-3-(2-chloro-4-{5-[2-(isopropyl-methyl-amino)-6-methyl-pyridin-4-yl]-[1,2,4]oxadiazol-3-yl]-6-methyl-phenoxy)-propane-1,2-diol;

30 (S)-3-(2-chloro-4-{5-[2-(isopropyl-methyl-amino)-6-methyl-pyridin-4-yl]-[1,2,4]oxadiazol-3-yl]-6-methyl-phenoxy)-propane-1,2-diol;

N-[(R)-3-(2-chloro-4-{5-[2-(isopropyl-methyl-amino)-6-methyl-pyridin-4-yl]-[1,2,4]oxadiazol-3-yl]-6-methyl-phenoxy)-2-hydroxy-propyl]-2-hydroxy-acetamide;

N-[(S)-3-(2-chloro-4-{5-[2-(isopropyl-methyl-amino)-6-methyl-pyridin-4-yl]-[1,2,4]oxadiazol-3-yl]-6-methyl-phenoxy)-2-hydroxy-propyl]-2-hydroxy-acetamide;

35 (R)-3-(2-chloro-4-{5-[2-(isopropyl-methyl-amino)-6-methyl-pyridin-4-yl]-[1,2,4]oxadiazol-3-yl]-6-methoxy-phenoxy)-propane-1,2-diol;

(S)-3-(2-chloro-4-{5-[2-(isopropyl-methyl-amino)-6-methyl-pyridin-4-yl]-[1,2,4]oxadiazol-3-yl}-6-methoxy-phenoxy)-propane-1,2-diol;

(R)-1-amino-3-(2-chloro-4-{5-[2-(isopropyl-methyl-amino)-6-methyl-pyridin-4-yl]-[1,2,4]oxadiazol-3-yl}-6-methoxy-phenoxy)-propan-2-ol;

5 (S)-1-amino-3-(2-chloro-4-{5-[2-(isopropyl-methyl-amino)-6-methyl-pyridin-4-yl]-[1,2,4]oxadiazol-3-yl}-6-methoxy-phenoxy)-propan-2-ol;

N-[(R)-3-(2-chloro-4-{5-[2-(isopropyl-methyl-amino)-6-methyl-pyridin-4-yl]-[1,2,4]oxadiazol-3-yl}-6-methoxy-phenoxy)-2-hydroxy-propyl]-2-hydroxy-acetamide;

10 N-[(S)-3-(2-chloro-4-{5-[2-(isopropyl-methyl-amino)-6-methyl-pyridin-4-yl]-[1,2,4]oxadiazol-3-yl}-6-methoxy-phenoxy)-2-hydroxy-propyl]-2-hydroxy-acetamide;

(R)-3-(2-ethyl-4-{3-[2-(isopropyl-methyl-amino)-6-methyl-pyridin-4-yl]-[1,2,4]oxadiazol-5-yl}-6-methyl-phenoxy)-propane-1,2-diol;

N-[(S)-3-(2-ethyl-4-{3-[2-(isopropyl-methyl-amino)-6-methyl-pyridin-4-yl]-[1,2,4]oxadiazol-5-yl}-6-methyl-phenoxy)-2-hydroxy-propyl]-2-hydroxy-acetamide;

15 N-[(S)-3-(2-ethyl-4-{5-[2-(isopropyl-methyl-amino)-6-methyl-pyridin-4-yl]-[1,3,4]oxadiazol-2-yl}-6-methyl-phenoxy)-2-hydroxy-propyl]-2-hydroxy-acetamide;

N-((R)-3-{2-ethyl-6-methyl-4-[5-(2-methyl-6-pyrrolidin-1-yl-pyridin-4-yl)-[1,2,4]oxadiazol-3-yl]-phenoxy}-2-hydroxy-propyl)-2-hydroxy-acetamide;

20 N-((S)-3-{2-ethyl-6-methyl-4-[5-(2-methyl-6-pyrrolidin-1-yl-pyridin-4-yl)-[1,2,4]oxadiazol-3-yl]-phenoxy}-2-hydroxy-propyl)-2-hydroxy-acetamide;

N-((S)-3-{4-[5-(2-dimethylamino-6-ethyl-pyridin-4-yl)-[1,2,4]oxadiazol-3-yl]-2-ethyl-6-methyl-phenoxy}-2-hydroxy-propyl)-2-hydroxy-acetamide;

(S)-3-{4-[5-(2-diethylamino-6-ethyl-pyridin-4-yl)-[1,2,4]oxadiazol-3-yl]-2-ethyl-6-methyl-phenoxy}-propane-1,2-diol;

25 (R)-3-{2-ethyl-4-[5-(2-isopropylamino-6-methyl-pyridin-4-yl)-[1,2,4]oxadiazol-3-yl]-6-methyl-phenoxy}-propane-1,2-diol;

(S)-3-{2-ethyl-4-[5-(2-isopropylamino-6-methyl-pyridin-4-yl)-[1,2,4]oxadiazol-3-yl]-6-methyl-phenoxy}-propane-1,2-diol;

30 N-((R)-3-{2-ethyl-4-[5-(2-isopropylamino-6-methyl-pyridin-4-yl)-[1,2,4]oxadiazol-3-yl]-6-methyl-phenoxy}-2-hydroxy-propyl)-2-hydroxy-acetamide;

N-((S)-3-{2-ethyl-4-[5-(2-isopropylamino-6-methyl-pyridin-4-yl)-[1,2,4]oxadiazol-3-yl]-6-methyl-phenoxy}-2-hydroxy-propyl)-2-hydroxy-acetamide;

N-[(R)-3-(2-ethyl-4-{5-[2-ethyl-6-(ethyl-methyl-amino)-pyridin-4-yl]-[1,2,4]oxadiazol-3-yl]-6-methyl-phenoxy)-2-hydroxy-propyl]-2-hydroxy-acetamide;

35 N-[(S)-3-(2-ethyl-4-{5-[2-ethyl-6-(ethyl-methyl-amino)-pyridin-4-yl]-[1,2,4]oxadiazol-3-yl]-6-methyl-phenoxy)-2-hydroxy-propyl]-2-hydroxy-acetamide;

N-[(S)-3-(2-ethyl-4-{5-[2-(isobutyl-methyl-amino)-6-methyl-pyridin-4-yl]-[1,2,4]oxadiazol-3-yl}-6-methyl-phenoxy)-2-hydroxy-propyl]-2-hydroxy-acetamide;

(S)-3-(4-{5-[2-chloro-6-(isopropyl-methyl-amino)-pyridin-4-yl]-[1,2,4]oxadiazol-3-yl}-2,6-dimethyl-phenoxy)-propane-1,2-diol;

5 (R)-3-(4-{5-[2-chloro-6-(isopropyl-methyl-amino)-pyridin-4-yl]-[1,2,4]oxadiazol-3-yl}-2,6-dimethyl-phenoxy)-propane-1,2-diol;

(S)-N-[3-(4-{5-[2-chloro-6-(isopropyl-methyl-amino)-pyridin-4-yl]-[1,2,4]oxadiazol-3-yl}-2,6-dimethyl-phenoxy)-2-hydroxy-propyl]-2-hydroxy-acetamide; and

10 (R)-N-[3-(4-{5-[2-chloro-6-(isopropyl-methyl-amino)-pyridin-4-yl]-[1,2,4]oxadiazol-3-yl}-2,6-dimethyl-phenoxy)-2-hydroxy-propyl]-2-hydroxy-acetamide;

or salts thereof.

13. A compound according to claim 1 which is N-(3-{4-[5-(2-diethylamino-6-methyl-pyridin-4-yl)-[1,2,4]oxadiazol-3-yl]-2-ethyl-6-methyl-phenoxy}-(S)-2-hydroxy-propyl)-2-hydroxy-acetamide or a salt thereof.

15 14. A pharmaceutical composition comprising a compound according to any one of claims 1 to 13, or a pharmaceutically acceptable salt thereof, and a pharmaceutically acceptable carrier.

15 15. Use of a compound according to any one of claims 1 to 13, or a pharmaceutically acceptable salt thereof, for the preparation of a pharmaceutical composition for the prevention or treatment of diseases or disorders associated with an activated immune system.

25 16. The use according to claim 15 for the prevention or treatment of diseases or disorders selected from the group consisting of rejection of transplanted organs, graft-versus-host diseases brought about by stem cell transplantation, autoimmune syndromes, atopic diseases, asthma, type I diabetes, post-infectious autoimmune diseases, solid cancers and tumor metastasis.