



US00D956033S

(12) **United States Design Patent**
Hu

(10) **Patent No.:** **US D956,033 S**

(45) **Date of Patent:** **** Jun. 28, 2022**

(54) **PHONE CASE WITH CARD HOLDER**

Primary Examiner — Carla J Wright

(71) Applicant: **Foshan Nanhai Hengpinshijia Leather Co., Ltd.**, Guangdong (CN)

(57) **CLAIM**

(72) Inventor: **Hanhong Hu**, Guangdong (CN)

The ornamental design for a phone case with card holder, as shown and described.

(73) Assignee: **Foshan Nanhai Hengpinshijia Leather Co., Ltd.**, Foshan (CN)

(**) Term: **15 Years**

DESCRIPTION

(21) Appl. No.: **29/797,944**

FIG. 1 is a perspective view of a phone case with card holder showing my new design;

(22) Filed: **Jul. 4, 2021**

FIG. 2 is a perspective view thereof showing the phone case and card holder components of the design in a separated state for clarity of disclosure;

(51) **LOC (13) Cl.** **14-03**

FIG. 3 is a front view thereof showing the phone case component of the design in isolation for clarity of disclosure;

(52) **U.S. Cl.**

USPC **D14/250**

(58) **Field of Classification Search**

USPC D14/203.3–203.7, 439, 251–253, 447,

D14/217, 240, 238.1, 440, 248, 250;

D13/103, 107–108, 119; D3/201, 218,

D3/247, 249, 269, 273, 301, 303

CPC H04B 1/3888; A45C 11/00; A45C 13/02;

A45C 2011/002; A45C 1/06; A45F

2200/0525; A45F 2005/026; A45F

2200/0516; H04M 1/0283; H04M 1/0202

See application file for complete search history.

FIG. 4 is a back view thereof;

FIG. 5 is a left side view thereof;

FIG. 6 is a right side view thereof;

FIG. 7 is a top view thereof;

FIG. 8 is a bottom view thereof;

FIG. 9 is a front view thereof showing the card holder component of the design in isolation for clarity of disclosure;

FIG. 10 is a back view thereof;

FIG. 11 is a left side view thereof;

FIG. 12 is a right side view thereof;

FIG. 13 is a top view thereof; and,

FIG. 14 is a bottom view thereof.

For clarity of disclosure, the components of the phone case with card holder are shown in isolation in FIGS. 3-14 and separated in FIG. 2. Although the phone case with card holder, in which the claimed design is embodied, consists of a phone case component and a card holder component, the claim is directed to the overall ornamental appearance of the phone case with card holder in its entirety and does not extend to the ornamental appearance of each of the individual components in isolation.

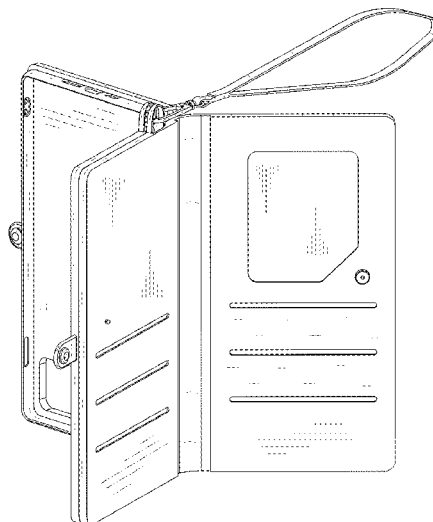
(56) **References Cited**

U.S. PATENT DOCUMENTS

D414,033 S *	9/1999	Rohm	D3/249
D688,655 S	8/2013	Rey-Hipolito		
D707,219 S *	6/2014	Kim	D14/250
D714,054 S *	9/2014	Kershenstein	D3/269
D729,522 S *	5/2015	Kim	D3/249
D733,111 S *	6/2015	Kim	D14/250
D737,828 S *	9/2015	Albano	D14/440
D738,620 S *	9/2015	Schmole	D3/249
D759,966 S	6/2016	Pignotti		
D761,563 S *	7/2016	Requa	D3/249
D767,888 S *	10/2016	Kim	D3/249

(Continued)

1 Claim, 14 Drawing Sheets



(56)

References Cited

U.S. PATENT DOCUMENTS

D778,896	S *	2/2017	Park	D14/250
D793,082	S *	8/2017	Zhang	D3/249
D794,952	S *	8/2017	Feng	D3/247
D803,558	S *	11/2017	Liu	D3/247
D806,378	S *	1/2018	Lerenthal	D3/201
D814,185	S *	4/2018	Liu	D3/249
D816,181	S *	4/2018	Chen	D22/117
D843,992	S *	3/2019	Lu	D14/250
D856,671	S *	8/2019	Li	D3/249
D858,096	S *	9/2019	Liu	D3/249
D866,179	S *	11/2019	Zhao	D3/249
D869,843	S *	12/2019	Zhou	D3/249
D871,066	S *	12/2019	Feng	D3/249
D880,855	S *	4/2020	Lu	D3/249
D892,107	S *	8/2020	Zhao	D14/250
D895,599	S *	9/2020	Zhao	D14/250
D900,800	S *	11/2020	Sirju	D3/249
D903,314	S *	12/2020	Liu	D3/249
D903,315	S *	12/2020	Liu	D3/249
D908,353	S *	1/2021	Peng	D3/249
2015/0034291	A1 *	2/2015	Wong	F28F 21/00 165/185
2015/0230570	A1 *	8/2015	Kim	H04M 1/185 150/139
2018/0205410	A1 *	7/2018	Green	H04B 1/3888
2019/0072998	A1 *	3/2019	Hwang	G06F 1/1626

* cited by examiner

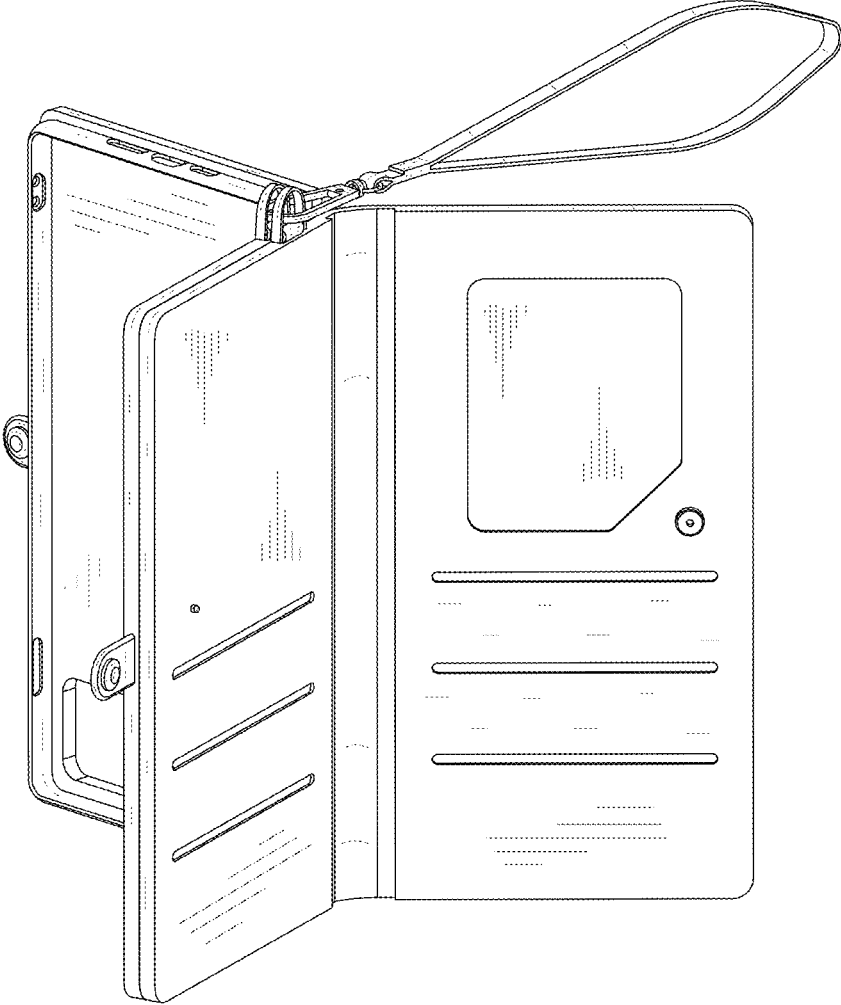


FIG. 1

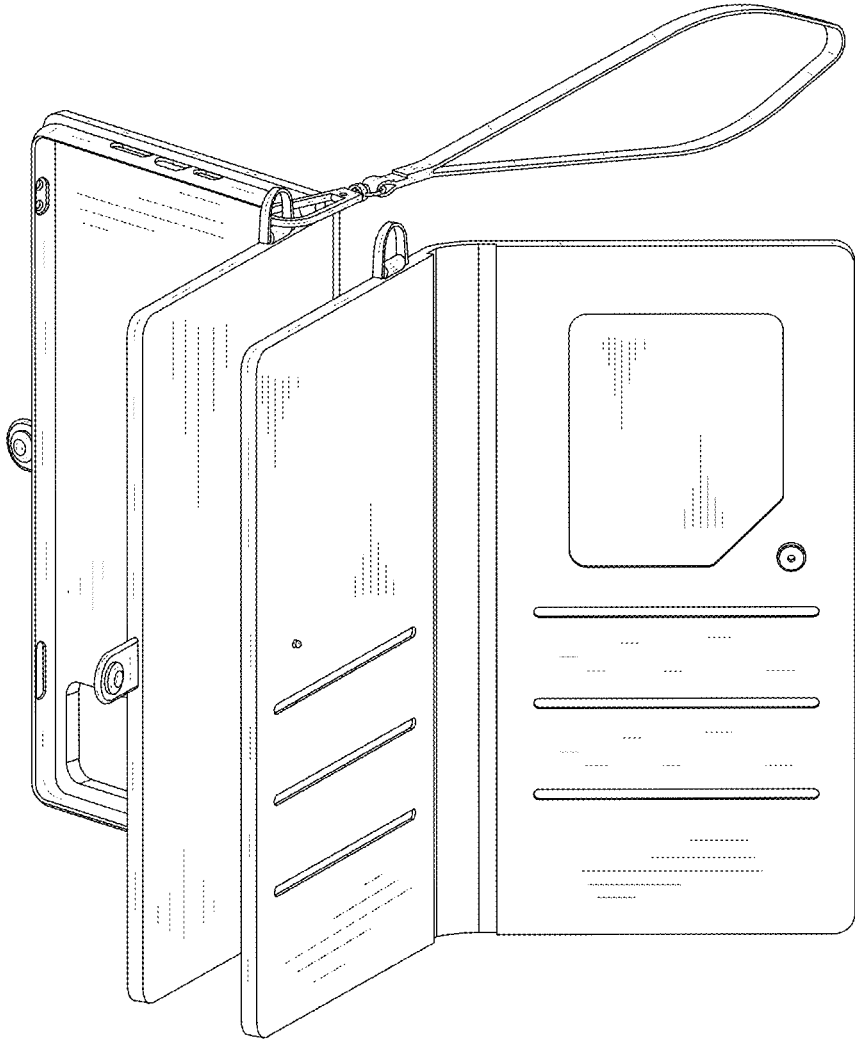


FIG. 2

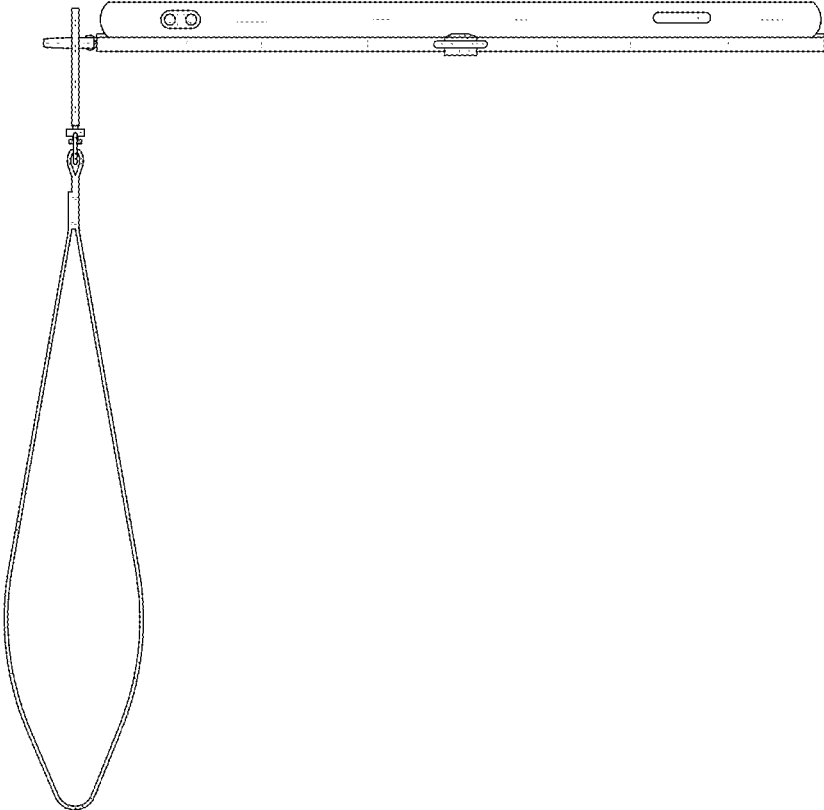


FIG. 3

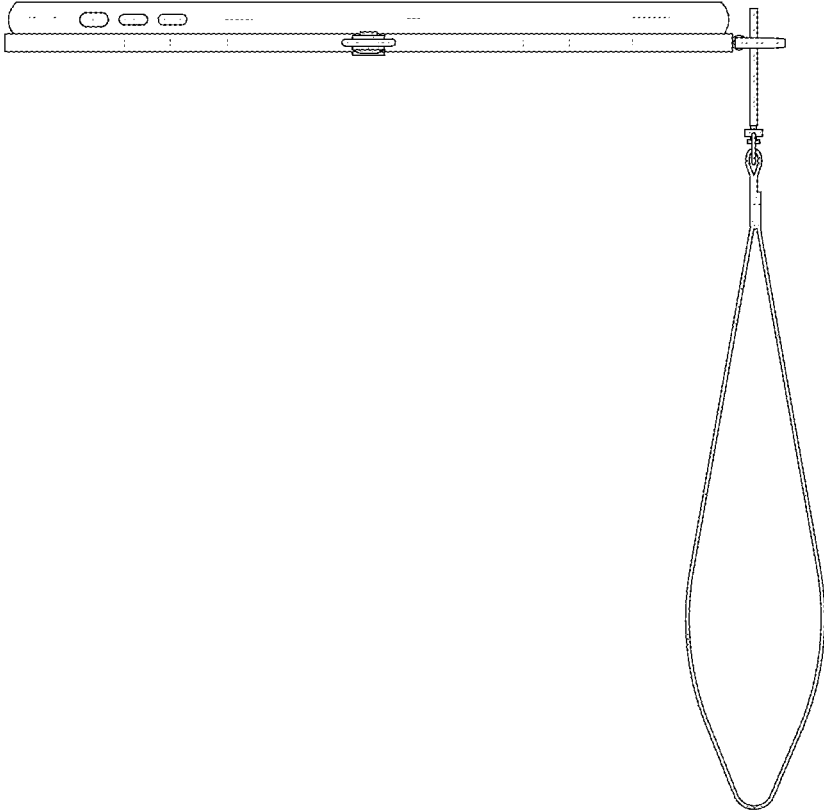


FIG. 4

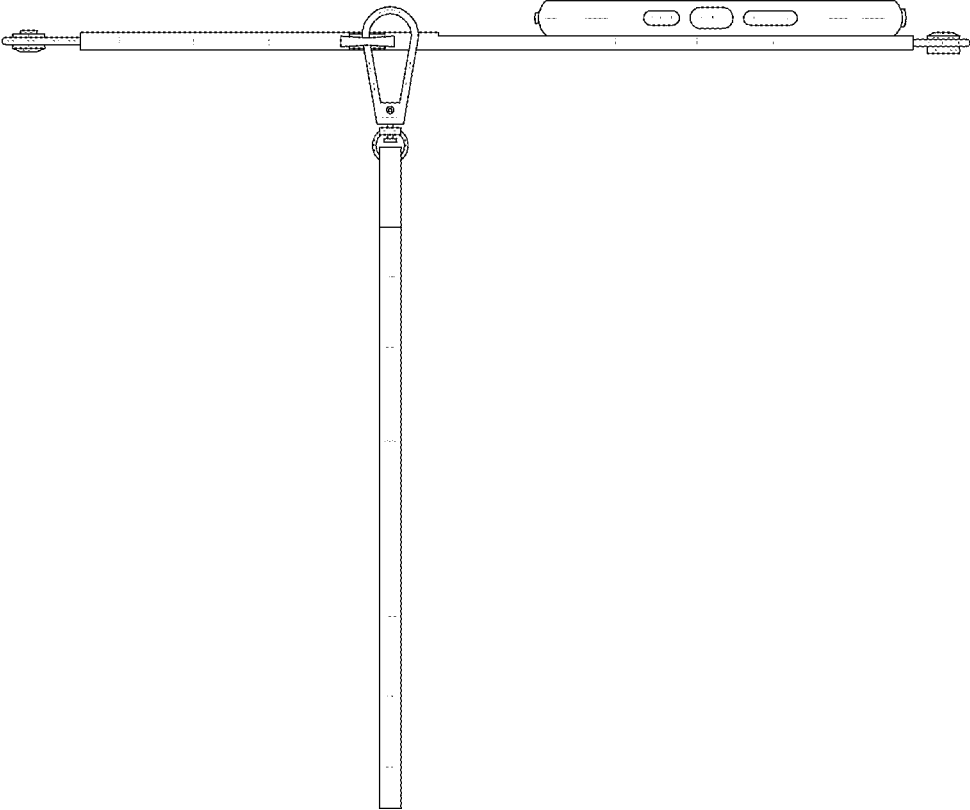


FIG. 5

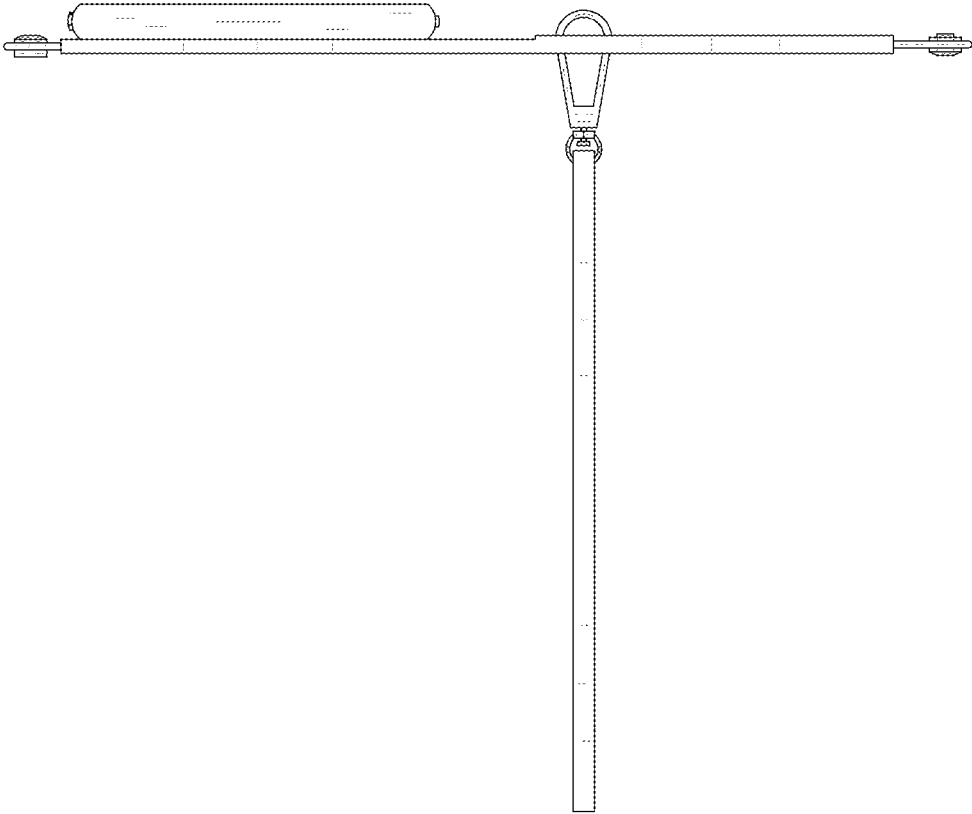


FIG. 6

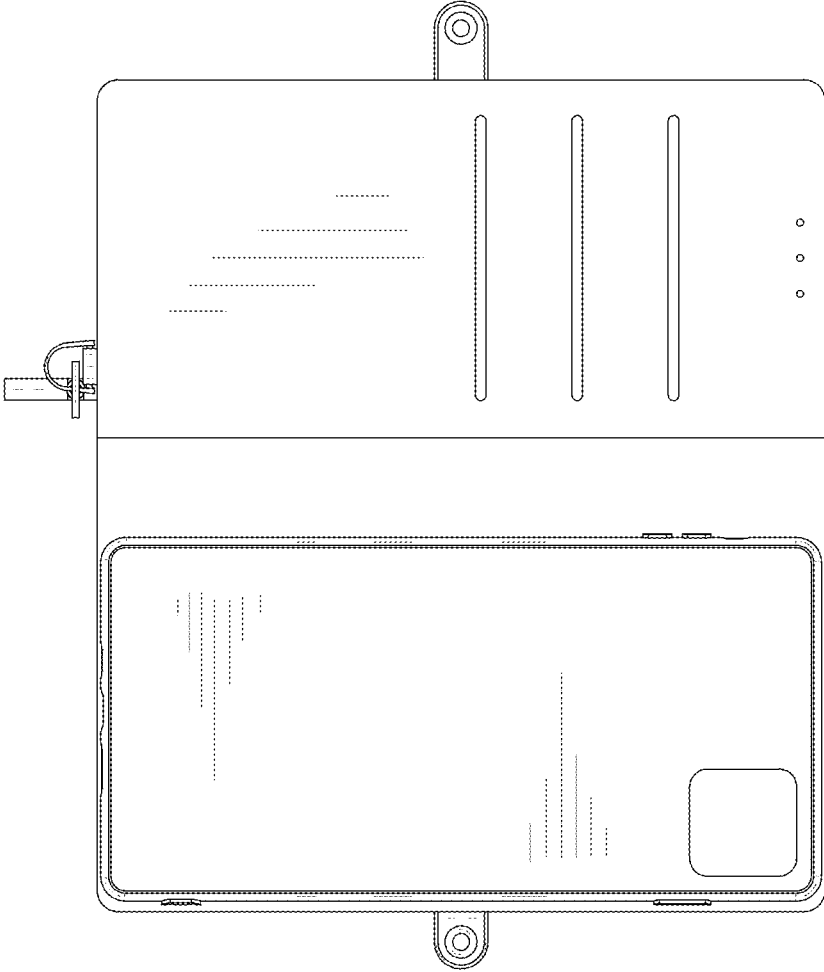


FIG. 7




FIG. 8



FIG. 9




FIG. 10




FIG. 11




FIG. 12




FIG. 13

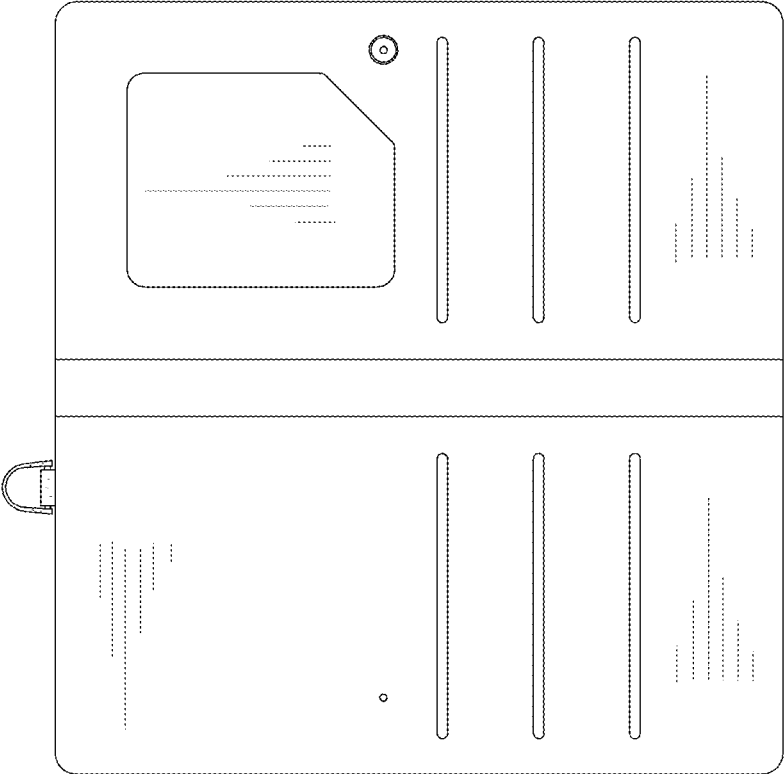


FIG. 14