



US00D372720S

# United States Patent [19]

[11] Patent Number: **Des. 372,720**

Hattori et al.

[45] Date of Patent: **\*\*Aug. 13, 1996**

[54] **SEWING MACHINE**

D. 309,739	8/1990	Hoh et al.	.....	D15/69
D. 321,694	11/1991	Uchida	.....	D15/69
5,315,943	5/1994	Sonoda	.....	112/260 X

[75] Inventors: **Mitsuharu Hattori**, Nagoya;  
**Shigeharu Katayama**, Kakamigahara,  
both of Japan

*Primary Examiner*—Terry A. Wallace  
*Attorney, Agent, or Firm*—Oliff & Berridge

[73] Assignee: **Brother Kogyo Kabushiki Kaisha**,  
Nagoya, Japan

### [57] CLAIM

[\*\*] Term: **14 Years**

The ornamental design for a sewing machine, as shown and described.

[21] Appl. No.: **36,834**

### DESCRIPTION

[22] Filed: **Mar. 28, 1995**

### [30] Foreign Application Priority Data

FIG. 1 is a top plan view of a sewing machine;  
 FIG. 2 is a front view of the sewing machine;  
 FIG. 3 is a bottom plan view of the sewing machine;  
 FIG. 4 is a left side view of the sewing machine;  
 FIG. 5 is a right side view of the sewing machine;  
 FIG. 6 is a rear view of the sewing machine; and,  
 FIG. 7 is a perspective view of the sewing machine.

Oct. 25, 1994 [JP] Japan ..... 6-32569

[52] U.S. Cl. .... **D15/69**

[58] Field of Search ..... D15/66-78; 112/217.1-217.4,  
112/258-261, 475.01-475.26

### [56] References Cited

#### U.S. PATENT DOCUMENTS

D. 267,881 2/1983 Current ..... D15/68

**1 Claim, 4 Drawing Sheets**




FIG. 1




FIG. 2




FIG. 3




FIG. 4

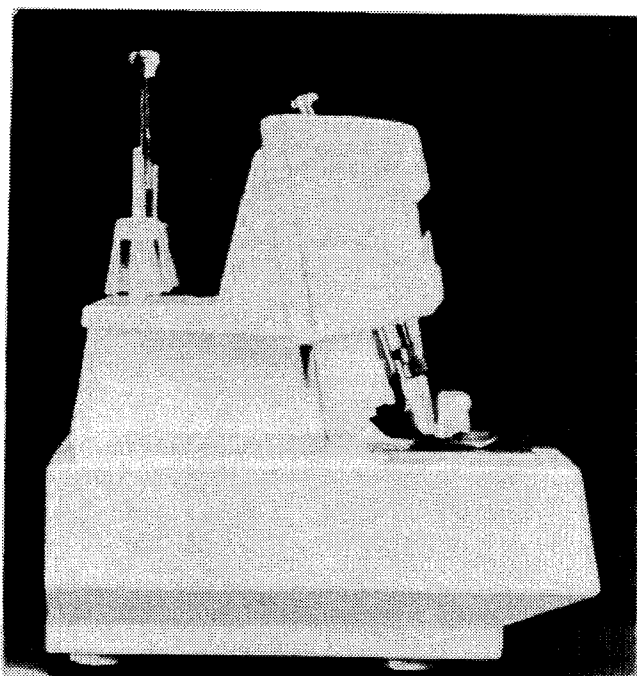


FIG. 5




FIG. 6

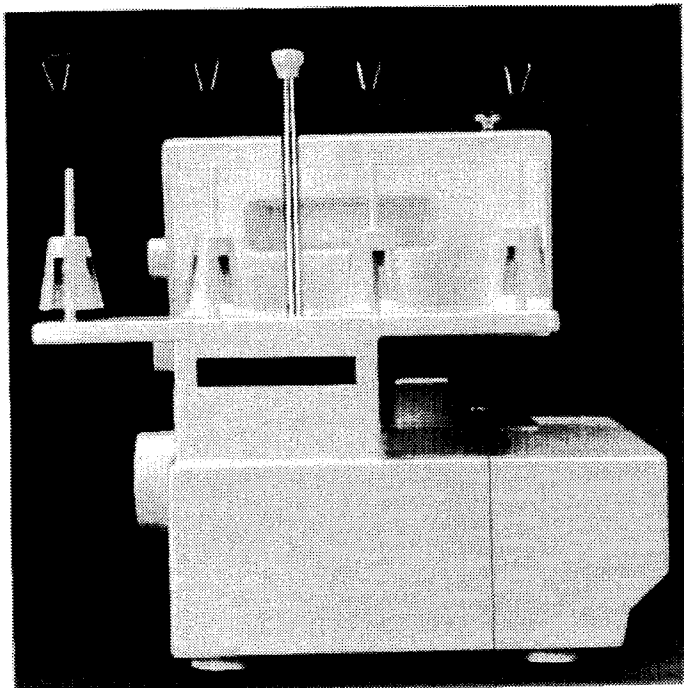


FIG. 7

