



US00D585969S

(12) **United States Design Patent**
Tasi

(10) **Patent No.:** **US D585,969 S**

(45) **Date of Patent:** **** Feb. 3, 2009**

(54) **FILTERING COVER OF AERATOR**

(76) Inventor: **Chang-Hua Tasi**, P.O. Box 44-2049,
Taipei (TW) 10668

(**) Term: **14 Years**

(21) Appl. No.: **29/292,866**

(22) Filed: **Oct. 31, 2007**

(51) **LOC (9) Cl.** **23-01**

(52) **U.S. Cl.** **D23/260**

(58) **Field of Classification Search** **D23/213,**
D23/238, 259-269; 239/428.5; 261/DIG. 22
See application file for complete search history.

(56) **References Cited**

U.S. PATENT DOCUMENTS

2,741,467	A *	4/1956	Lee et al.	239/428.5
2,771,998	A *	11/1956	Holden	210/446
2,849,217	A *	8/1958	Bachli et al.	261/76
D191,184	S *	8/1961	Scholz	D23/261
3,270,964	A *	9/1966	Aghnides	239/428.5
D295,549	S *	5/1988	MacLeod	D23/227
5,467,929	A *	11/1995	Bosio	239/428.5
D435,632	S *	12/2000	Allison	D23/213
D441,050	S *	4/2001	Burns et al.	D23/213
6,513,731	B2 *	2/2003	Griffin et al.	239/394

2001/0027816	A1 *	10/2001	Brandebusemeyer	137/801
2002/0185553	A1 *	12/2002	Benstead et al.	239/428.5
2003/0042337	A1 *	3/2003	Liang et al.	239/575
2006/0011748	A1 *	1/2006	Ferrari	239/428.5

* cited by examiner

Primary Examiner—T. Chase Nelson
Assistant Examiner—Eric L Goodman

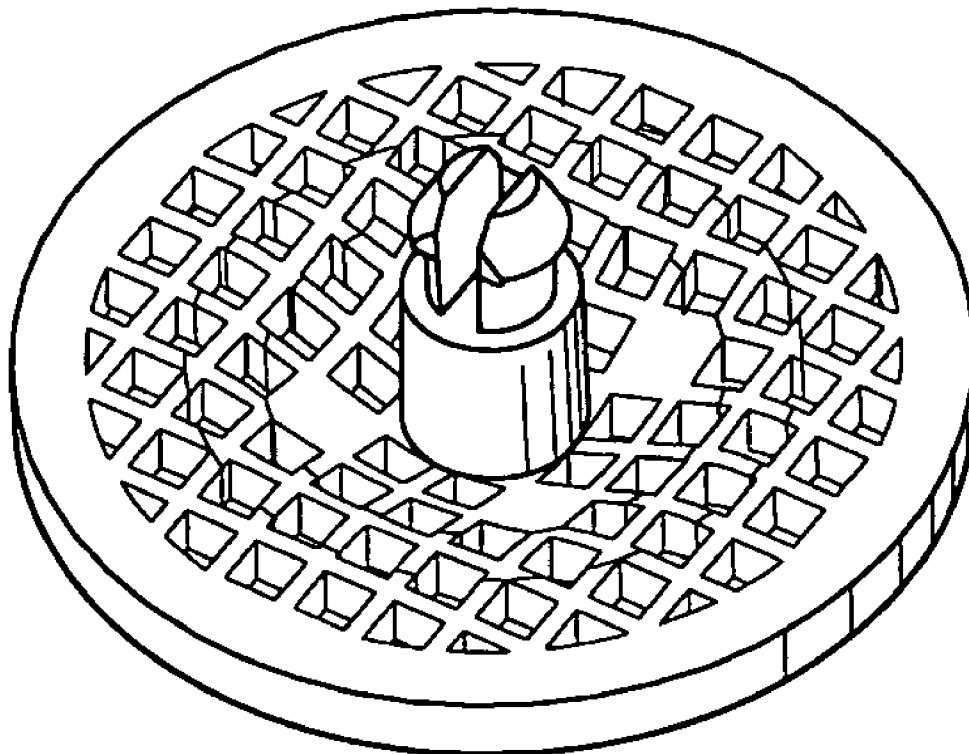
(57) **CLAIM**

The ornamental design for a filtering cover of aerator, as shown and described.

DESCRIPTION

FIG. 1 is a perspective view of a filtering cover of aerator;
FIG. 2 is a front view thereof;
FIG. 3 is a back view thereof;
FIG. 4 is a left view thereof;
FIG. 5 is a right view thereof;
FIG. 6 is a top view thereof;
FIG. 7 is a bottom view thereof; and,
FIG. 8 is a perspective view thereof showing an example in use; wherein the broken lines are shown for illustrative purpose only and from no part of the claimed design.

1 Claim, 4 Drawing Sheets






FIG. 1

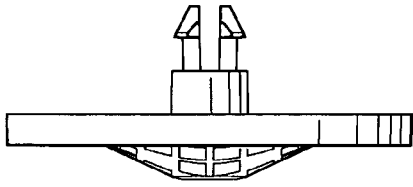


FIG. 2

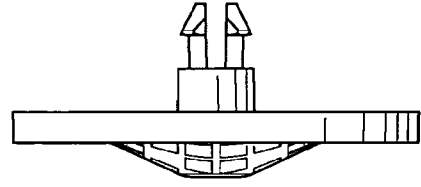


FIG. 3

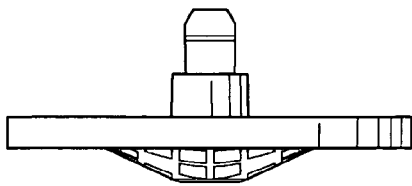


FIG. 4

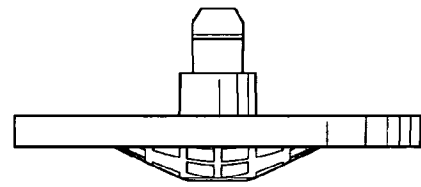


FIG. 5

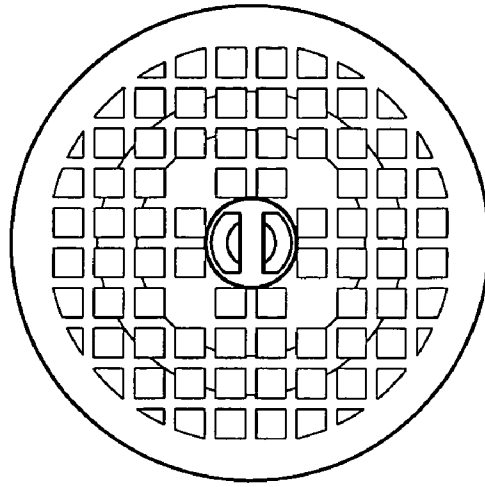


FIG. 6

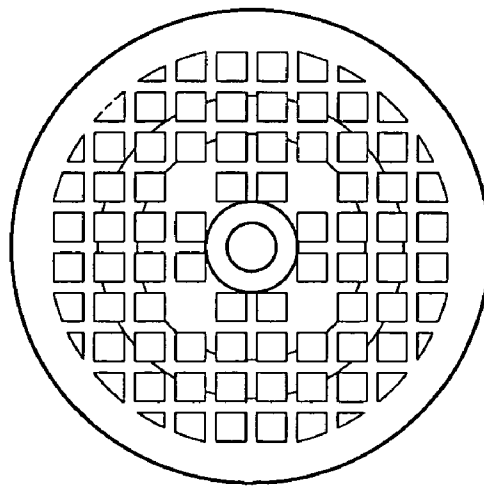


FIG. 7

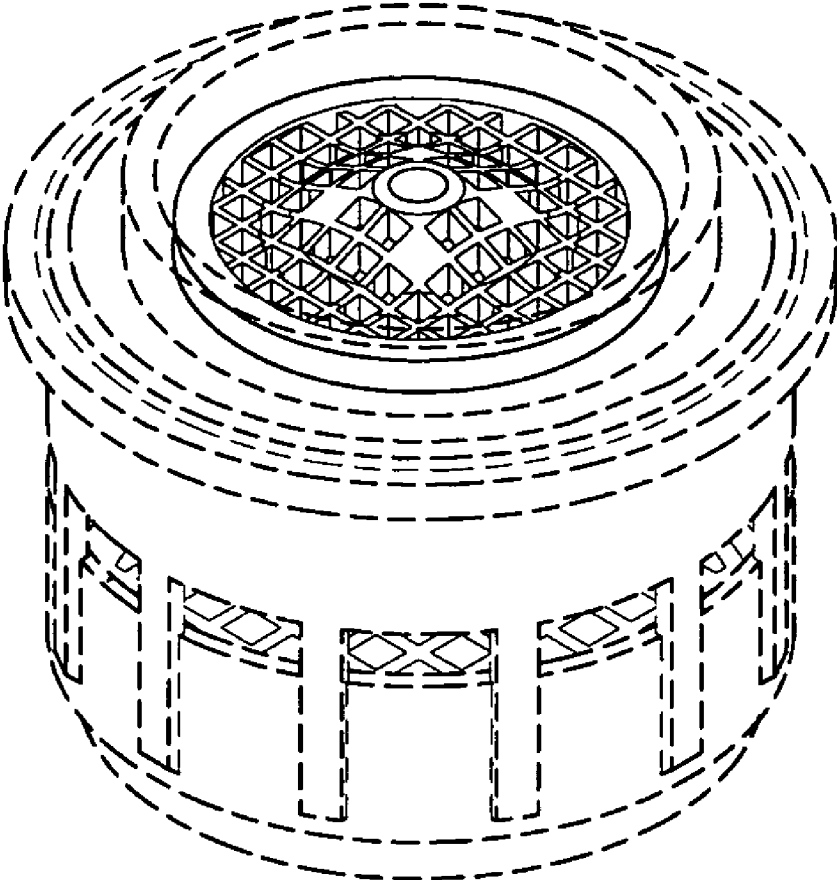


FIG. 8