



US00D833424S

(12) **United States Design Patent**
Kim

(10) **Patent No.:** **US D833,424 S**

(45) **Date of Patent:** **** *Nov. 13, 2018**

(54) **CASE FOR ELECTRONIC COMMUNICATIONS DEVICE**

(71) Applicant: **SPIGEN KOREA CO., LTD.**, Seoul (KR)

(72) Inventor: **Dae-Young Kim**, Seoul (KR)

(73) Assignee: **SPIGEN KOREA CO., LTD.**, Seoul (KR)

(*) Notice: This patent is subject to a terminal disclaimer.

(**) Term: **15 Years**

(21) Appl. No.: **29/601,060**

(22) Filed: **Apr. 18, 2017**

Related U.S. Application Data

(63) Continuation of application No. 29/518,347, filed on Feb. 23, 2015, now Pat. No. Des. 789,345.

(51) **LOC (11) Cl.** **14-03**

(52) **U.S. Cl.**
USPC **D14/250**

(58) **Field of Classification Search**
USPC D14/143, 189, 203.2–203.7, 217, 238.1, D14/240, 248, 250, 251–253, 440, 447,
(Continued)

(56) **References Cited**

U.S. PATENT DOCUMENTS

D616,360 S * 5/2010 Huang D13/103
D616,361 S * 5/2010 Huang D13/103
(Continued)

OTHER PUBLICATIONS

<http://www.spigen.com/collections/galaxy-s6/products/galaxy-s6-case-neo-hybrid?variant=1160736337>—Earliest review date of Oct. 3, 2015.*

(Continued)

Primary Examiner — Manpreet S Matharu

Assistant Examiner — Mojtaba Tehrani

(74) *Attorney, Agent, or Firm* — Heedong Chae; Lucem, PC

(57) **CLAIM**

The ornamental design for a case for electronic communications device, as shown and described.

DESCRIPTION

FIG. 1 is a front perspective view of a case for electronic communications device showing my new design;
FIG. 2 is a rear perspective view thereof;
FIG. 3 is a front elevational view thereof;
FIG. 4 is a rear elevational view thereof;
FIG. 5 is a left side elevational view thereof;
FIG. 6 is a right side elevational view thereof;
FIG. 7 is a top plan view thereof;
FIG. 8 is a bottom plan view thereof;
FIG. 9 is a front perspective view of the inner shell of the case;
FIG. 10 is a rear perspective view of the inner shell of the case;
FIG. 11 is a front elevational view of the inner shell of the case;
FIG. 12 is a rear elevational view of the inner shell of the case;
FIG. 13 is a left side elevational view of the inner shell of the case;
FIG. 14 is a right side elevational view of the inner shell of the case;
FIG. 15 is a top plan view of the inner shell of the case;
FIG. 16 is a bottom plan view of the inner shell of the case;
FIG. 17 is a front perspective view of the outer frame of the case;
FIG. 18 is a rear perspective view of the outer frame of the case;
FIG. 19 is a front elevational view of the outer frame of the case;
FIG. 20 is a rear elevational view of the outer frame of the case;
FIG. 21 is a left side elevational view of the outer frame of the case;

(Continued)

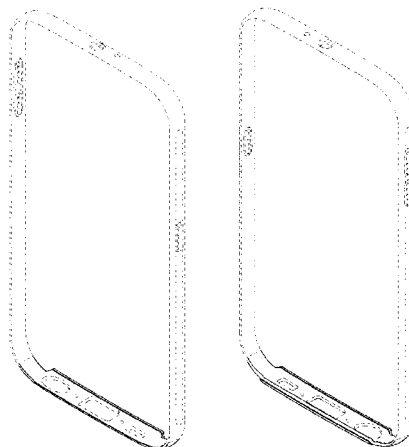


FIG. 22 is a right side elevational view of the outer frame of the case;

FIG. 23 is a top plan view of the outer frame of the case;

FIG. 24 is a bottom plan view of the outer frame of the case;

FIG. 25 is an exploded front perspective view of the case; and,

FIG. 26 is an exploded rear perspective view of the case.

The dash-dot broken lines in the figure drawings represent the bounds of the claimed design. The broken lines in the figure drawings represent unclaimed portion of the design, which forms no part of the claimed design.

1 Claim, 26 Drawing Sheets

(58) **Field of Classification Search**

USPC D14/496; D13/103, 107-108, 119;
D3/201, 218, 247, 269, 273, 301, 303

CPC A45C 1/06; A45C 11/00; A45C 13/02;
A45C 2011/002; A45F 2005/026; A45F
2200/0525; A45F 2200/0516; H04B
1/3888; H04M 1/0283; H04M 1/0202

See application file for complete search history.

(56) **References Cited**

U.S. PATENT DOCUMENTS

D671,949	S	*	12/2012	Jeon	D14/447
D672,357	S	*	12/2012	Allen	D14/447
D679,271	S		4/2013	Liu		
D679,695	S		4/2013	Fahrendorff		
D684,536	S	*	6/2013	Abel	D13/119
D696,629	S	*	12/2013	Abel	D13/119
D709,870	S		7/2014	Lee		

D709,871	S		7/2014	Lee		
D714,053	S		9/2014	Yoo		
D714,273	S		9/2014	Kim		
D718,757	S	*	12/2014	Jaffee	D14/250
D718,758	S	*	12/2014	Jaffee	D14/250
D733,110	S		6/2015	Lee		
D744,472	S	*	12/2015	Lerenthal	D14/250
D744,995	S	*	12/2015	Lerenthal	D14/250
D746,274	S	*	12/2015	Herbst	D14/250
D749,535	S		2/2016	Joung		
D749,567	S		2/2016	Lee		
D765,634	S		9/2016	McCray et al.		
D765,645	S		9/2016	Kim		
D775,614	S	*	1/2017	Kim	D14/250
D776,647	S	*	1/2017	Kim	D14/250
D780,164	S	*	2/2017	Lee	D14/250
D780,165	S	*	2/2017	Lee	D14/250
D781,835	S	*	3/2017	Kim	D14/250
D781,836	S	*	3/2017	Kim	D14/250
D781,838	S	*	3/2017	Kim	D14/250
D781,839	S	*	3/2017	Kim	D14/250
D786,232	S	*	5/2017	Kim	D14/250
D786,851	S	*	5/2017	Kim	D14/250
D786,852	S	*	5/2017	Kim	D14/250
D786,854	S	*	5/2017	Kim	D14/250
D787,491	S	*	5/2017	Kim	D14/250
D795,237	S	*	8/2017	Jung	D13/108
D801,326	S	*	10/2017	Kim	D14/250
2012/0257340	A1		10/2012	Kim		
2015/0335116	A1		11/2015	Kim		
2016/0006474	A1		1/2016	Zhang		

OTHER PUBLICATIONS

<http://www.spigen.com/products/galaxy-s7-case-neo-hybrid?variant=12163291585>—Earliest review date of Mar. 13, 2016.*

* cited by examiner

FIG. 1




FIG. 2

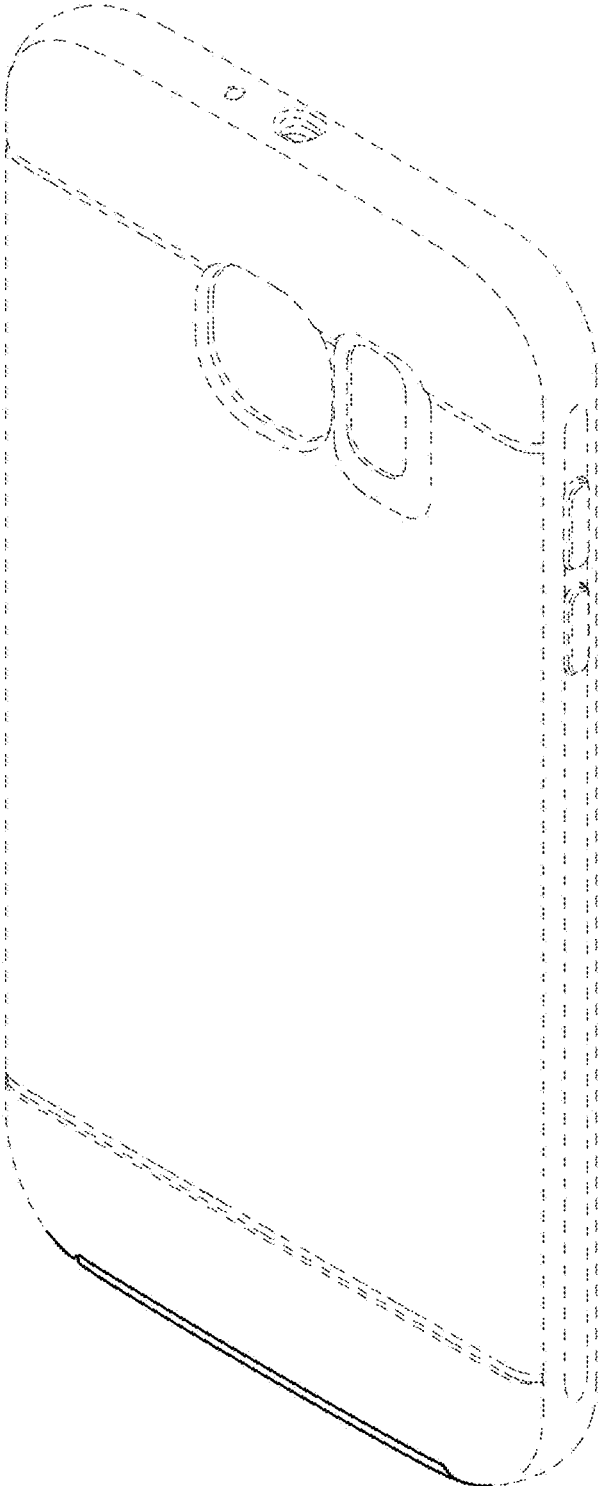


FIG. 3




FIG. 4




FIG. 5




FIG. 6




FIG. 7

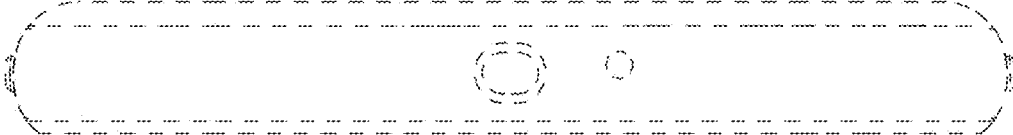


FIG. 8




FIG. 9




FIG. 10




FIG. 11




FIG. 12




FIG. 13




FIG. 14



FIG. 15



FIG. 16



FIG. 17




FIG. 18




FIG. 19




FIG. 20




FIG. 21




FIG. 22




FIG. 23

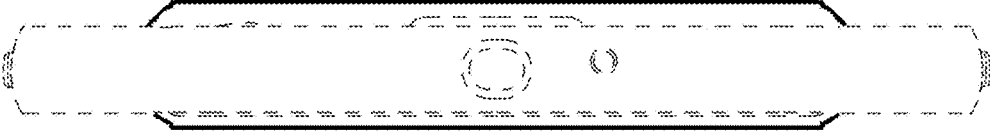


FIG. 24



FIG. 25

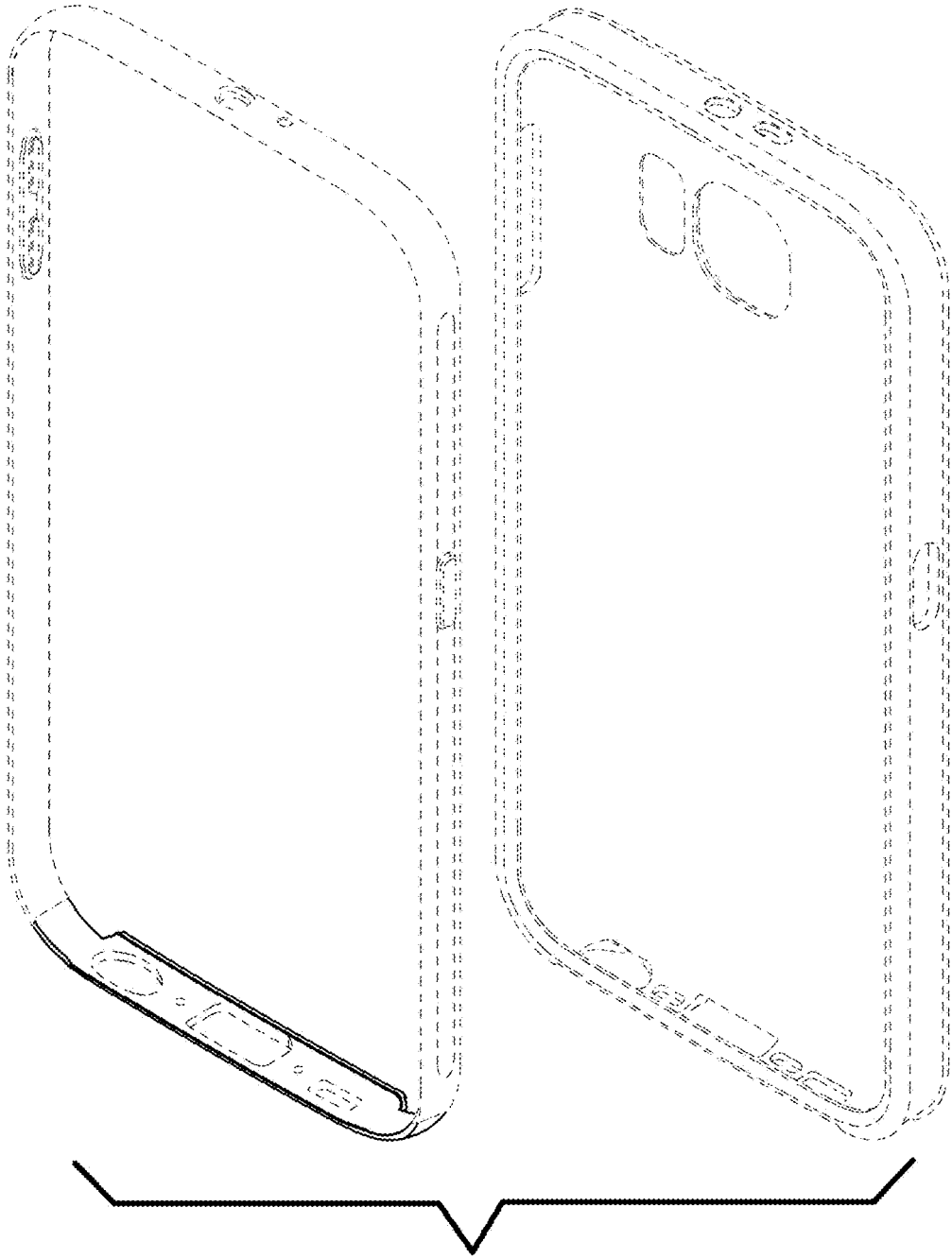


FIG. 26

