



US00D868137S

(12) **United States Design Patent**
Boerup

(10) **Patent No.:** **US D868,137 S**

(45) **Date of Patent:** **** Nov. 26, 2019**

(54) **CAMERA ACCESSORY HOUSING DEVICE**

(71) Applicant: **MGMD BrainPower LLC**, Tucson, AZ (US)

(72) Inventor: **Spencer Boerup**, Tucson, AZ (US)

(73) Assignee: **MGMD BRAINPOWER LLC**, Tucson, AZ (US)

(**) Term: **15 Years**

(21) Appl. No.: **29/654,347**

(22) Filed: **Jun. 22, 2018**

(51) **LOC (12) Cl.** **16-05**

(52) **U.S. Cl.**
USPC **D16/237**

(58) **Field of Classification Search**
USPC D16/219, 237–250; D8/354, 355, 363, D8/373, 382–383, 394–396; D14/224, D14/229, 238, 251, 447, 451, 457
CPC F16M 11/06–10; F16M 11/14; G02B 7/00–002; G03B 17/56; G03B 17/261–568; H04N 5/2253–2254
See application file for complete search history.

(56) **References Cited**

U.S. PATENT DOCUMENTS

D585,882 S * 2/2009 Lum D14/224
D645,071 S * 9/2011 Hinkel D16/203
D682,662 S * 5/2013 Bailey D8/354
D688,252 S * 8/2013 Paul D14/205

D702,279 S * 4/2014 Zhan D16/239
D770,555 S * 11/2016 Lee D16/237
D825,643 S * 8/2018 Wengreen D16/242
D826,906 S * 8/2018 Lasnier de Lavalette ... D14/224
D832,276 S * 10/2018 Miles D14/451
D832,859 S * 11/2018 Charlesworth D14/451
10,223,885 B2* 3/2019 Larsson G08B 13/19619

* cited by examiner

Primary Examiner — Vy N Koenig

(57) **CLAIM**

The ornamental design for a camera accessory housing device, as shown.

DESCRIPTION

FIG. 1 is a perspective view of a camera accessory housing device.

FIG. 2 is a front view of the camera accessory housing device of FIG. 1.

FIG. 3 is a back view of the camera accessory housing device of FIG. 1.

FIG. 4 is a right side view of the camera accessory housing device of FIG. 1.

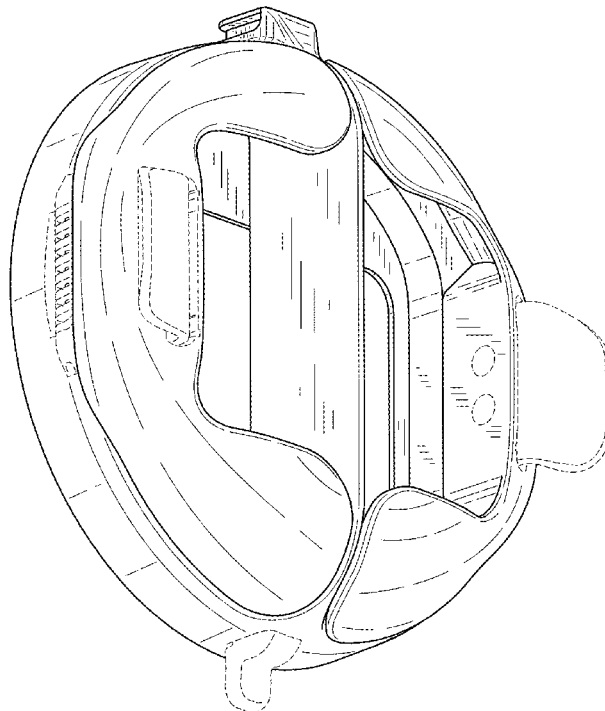
FIG. 5 is a left side view of the camera accessory housing device of FIG. 1.

FIG. 6 is a top view of the camera accessory housing device of FIG. 1; and,

FIG. 7 is a bottom view of the camera accessory housing device of FIG. 1.

The dashed lines depict portions of the camera accessory housing device or environment that form no part of the claimed design.

1 Claim, 6 Drawing Sheets



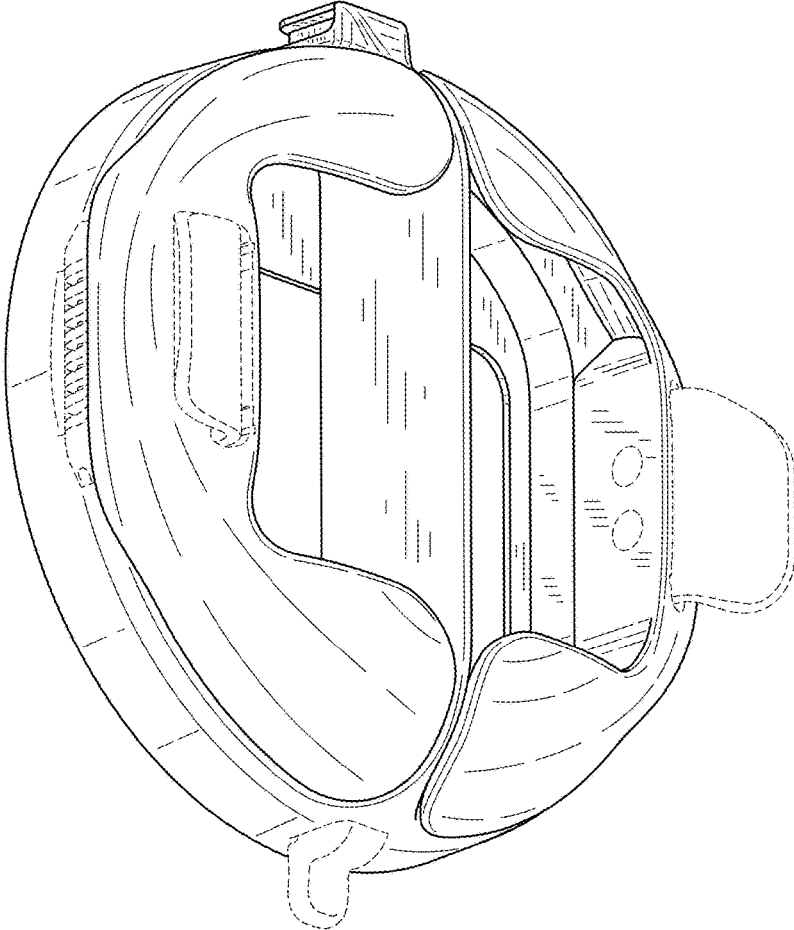


FIG.1

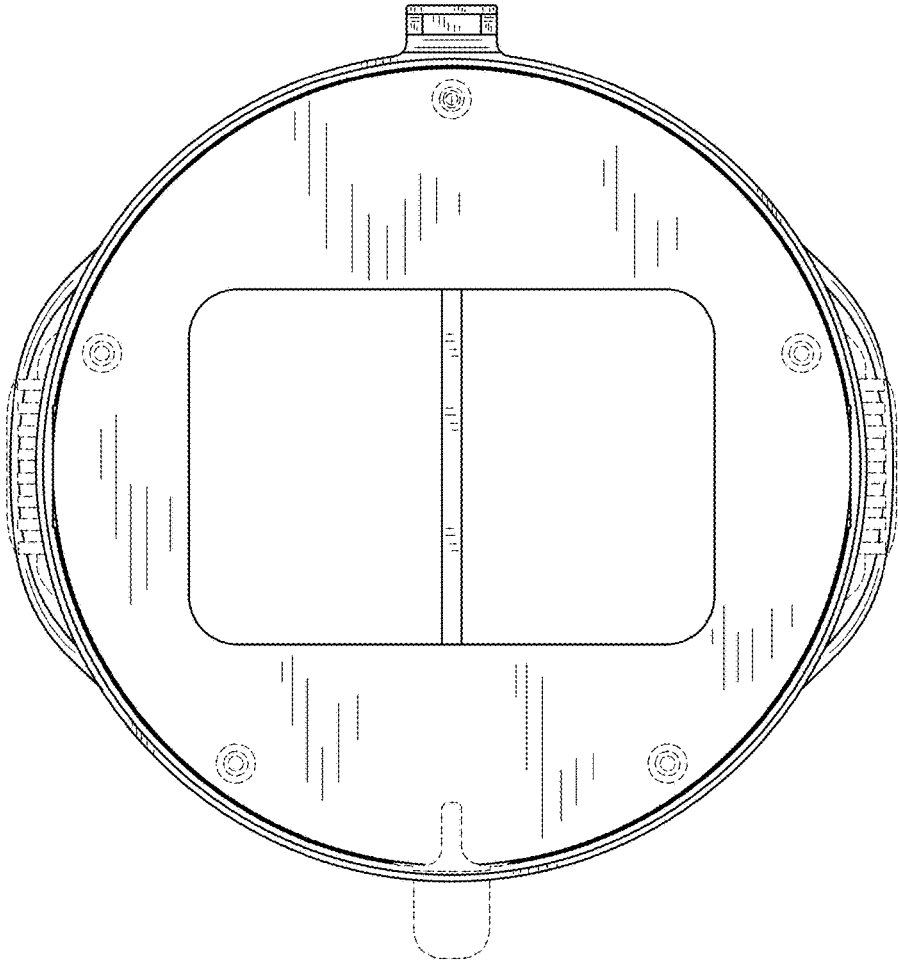


FIG.2

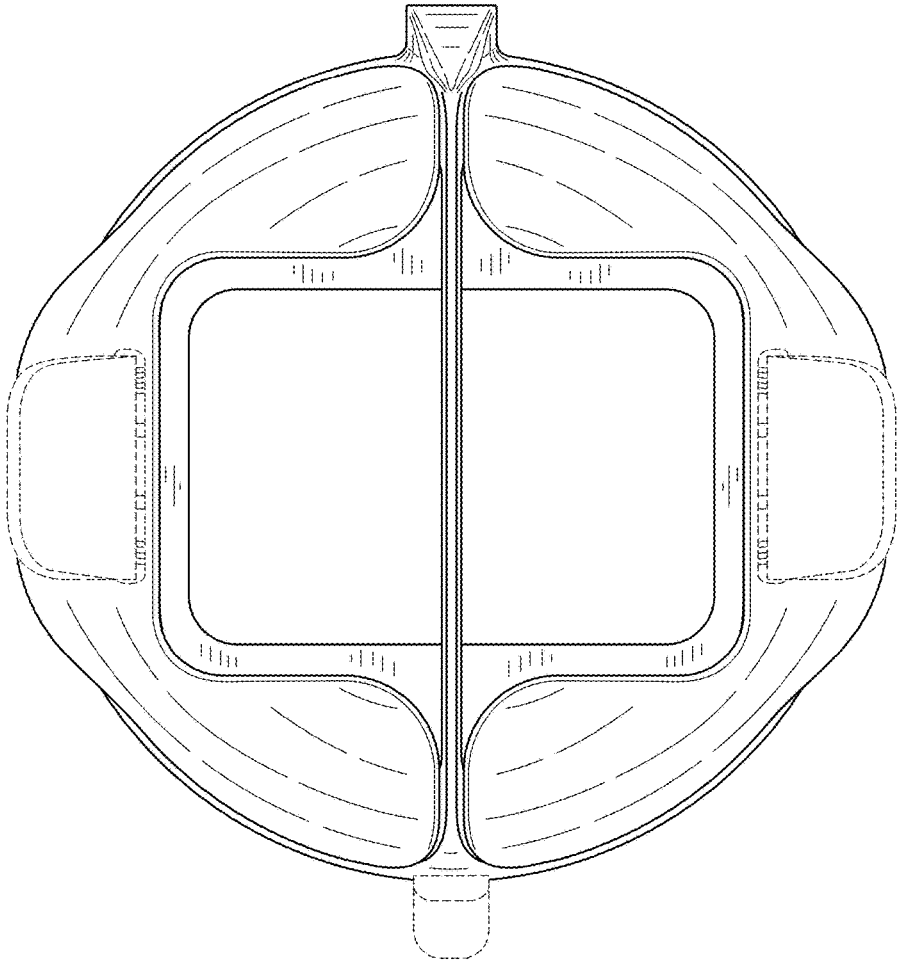


FIG.3

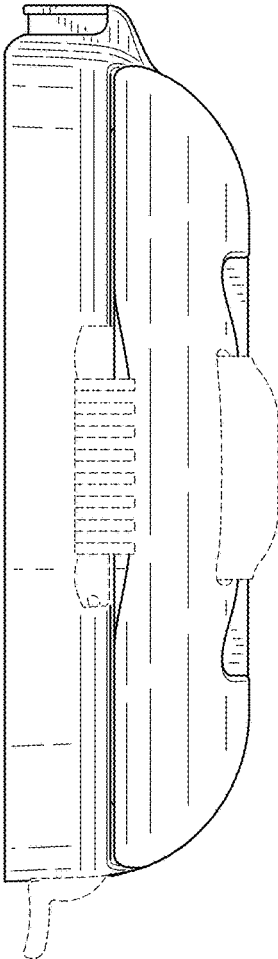


FIG.4

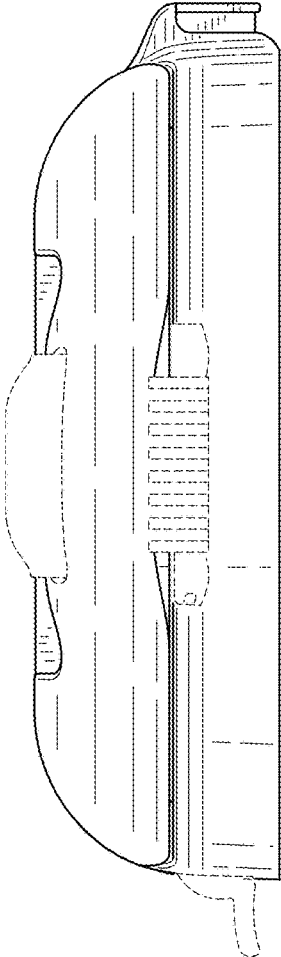


FIG.5

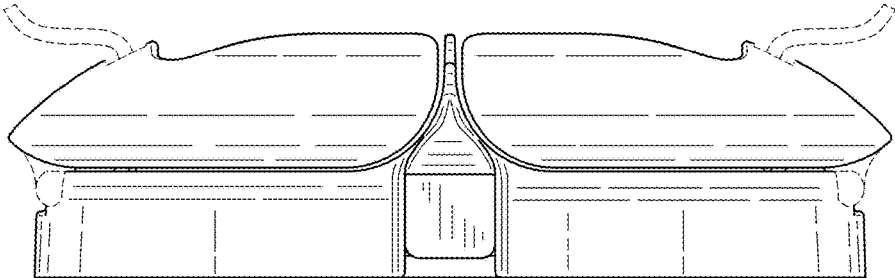


FIG. 6

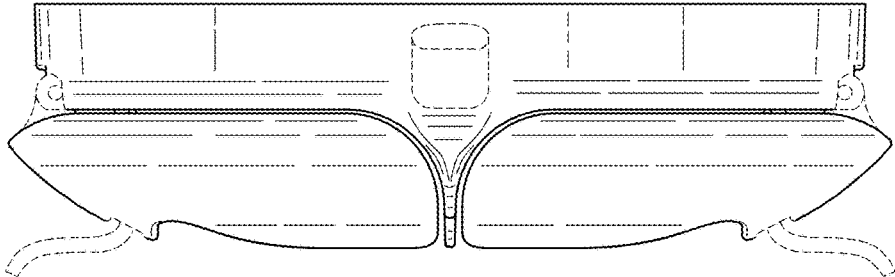


FIG. 7