

Dec. 12, 1939.

E. S. RINEHART

2,182,879

LADY'S HANDBAG

Filed Dec. 3, 1938

Fig. 1

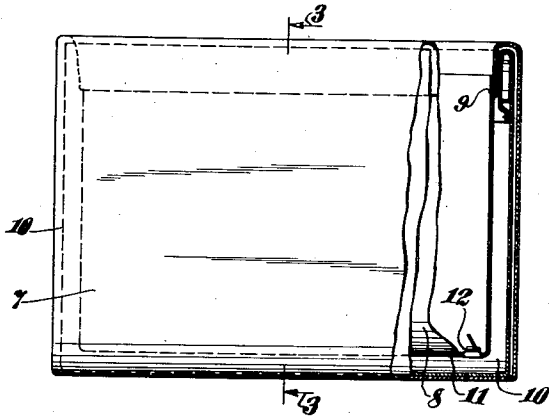


Fig. 2

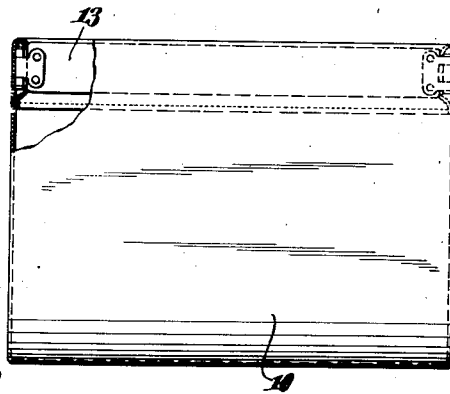


Fig. 6

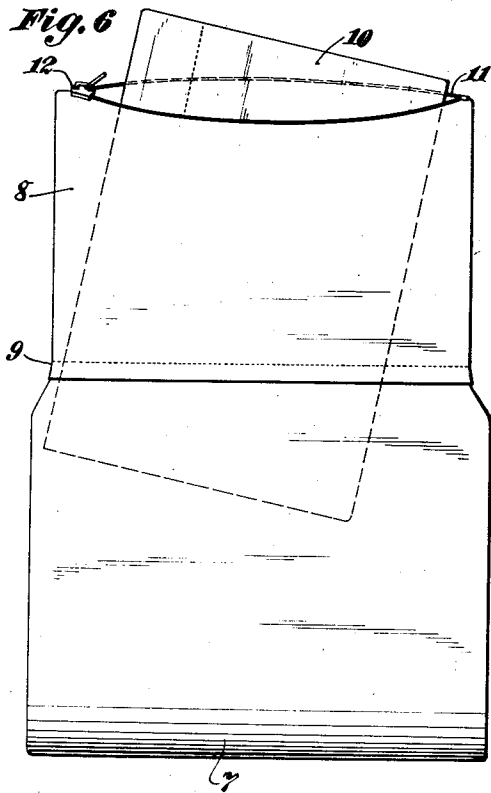


Fig. 3

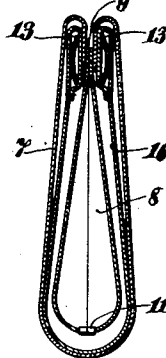


Fig. 5

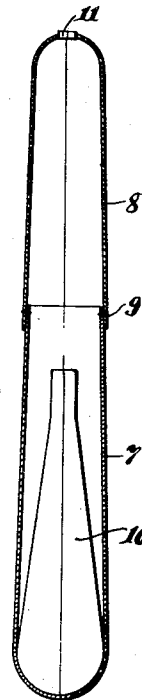
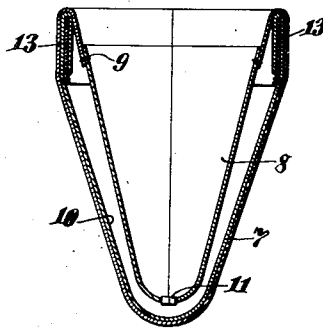


Fig. 4



BY

INVENTOR.
Elizabeth S. Rinehart
Philip J. Moran
ATTORNEY.

UNITED STATES PATENT OFFICE

2,182,879

LADY'S HANDBAG

Elizabeth S. Rinehart, New York, N. Y.

Application December 3, 1938, Serial No. 243,760

3 Claims. (Cl. 150—28)

The invention here disclosed relates to ladies' hand bags and articles of that type.

The objects of the invention are to provide a detachable cover which may be readily applied to and removed from the bag structure.

The foregoing and other desirable objects are attained in this invention by novel features of construction, combinations and relations of parts as set forth in the following specification and covered in the claims.

The drawing accompanying and forming part of the specification illustrates one simple practical embodiment of the invention. The structure however may be modified and changed as regards this particular illustration, all within the true intent and broad scope of the invention as hereinafter defined and claimed.

Fig. 1 is a front elevation of the complete, covered bag, shown broken away and in section at one end to illustrate detail features.

Fig. 2 is a front elevation of the bag alone partly broken away and in section at one end.

Fig. 3 is a cross-sectional view on substantially the plane of line 3—3 of Fig. 1 with the bag in closed condition.

Fig. 4 is a similar view illustrating the bag in open condition.

Fig. 5 is a sectional view showing the lining portion of the cover unit drawn out of the bag and the bag closed, preparatory to withdrawing it through the opening provided for that purpose in the lining.

Fig. 6 is a front view showing the bag as in the act of being withdrawn from or inserted into the combined lining and cover unit.

A special feature of the invention is that the cover, indicated at 7, in the several views has combined with it a lining 8, the two being connected together in coextensive relationship as indicated at 9.

In the condition of use, the cover surrounds and encloses the bag structure 10, as indicated particularly in Figs. 1, 3 and 4, and the lining is disposed, as such, completely within the bag.

To enable the removable or separable relationship of the bag thus between the lining and cover, an opening is provided in the lining through which the bag may be passed in effecting a change of covers. This opening is shown in the present illustration as a slit 11, extending the full length at the bottom of the lining and which is adapted to be opened and closed as required by a slide fastener 12.

While the invention is adapted to various kinds of bags, those bags of the type illustrated, Fig. 2,

are at present preferred, in which hingedly connected steel strips 13, concealed in opposite side edges at the mouth of the bag serve to hold it either securely closed as in Fig. 3 or fully open as in Fig. 4.

In the flat closed relation, this envelope type of bag is easily insertable through the opening 11, in the lining, as in Fig. 6, into proper position within the cover portion 7. Then, after springing the bag open to receive the lining, and closing the slide fastening, the lining can be pushed down in the bag into the fully reversed relation indicated at Fig. 4. The bag then is ready for ordinary use, with the cover forming a complete enclosure and the inside, attached portion a complete lining.

To remove the cover, the procedure is reversed. After springing the bag open to the Fig. 4 position, the lining is drawn out and the bag squeezed closed as in Fig. 5. Then after opening the slide fastening, the bag is removed, usually by tilting it at an angle after the manner indicated in Fig. 6. While usually the cover and lining, because of their different purposes, are separate pieces of material stitched or otherwise secured together, it is contemplated that these parts may be all of the same piece of material. Also, while convenient to locate the bag passing opening in the end of the lining, where it can be most conveniently used when the lining is withdrawn from the bag, it is realized that this opening may be located in other positions and that many other changes may possibly be made, all within the true intent of the invention.

What is claimed is:

1. In combination, a bag of the type having co-acting spring strips at the mouth of the same for holding the bag in either closed or open condition, and a combined cover and lining for said bag provided with an opening through which the bag in closed condition may be inserted into position within the cover or be removed from such relationship, said cover and lining being coextensively connected and said opening being located in position to be exposed for free insertion and removal of the bag when said lining is withdrawn from its normal position of service within the bag.

2. In combination, a lady's hand bag and a combined cover and lining for the same, said cover being of a size and shape to receive within it the hand bag and said lining being coextensive with the cover and foldable down into the bag when the latter is positioned within the cover to draw the edges of the cover down over and inside the rim of the bag and said lining being

reversible and withdrawable from within the bag in reversed relation to a position outside the bag to then form a continuation of the cover enclosing the bag within the cover and said lining having an opening large enough and so positioned to permit the bag to be withdrawn or to be inserted therethrough in the acts of removing or replacing the combined cover and lining.

3. In combination, a lady's hand bag and a combined cover and lining for the same, said cover being of a size and shape to receive within it the hand bag and said lining being coextensive with the cover and foldable down into the bag when the latter is positioned within the cover to

draw the edges of the cover down over and inside the rim of the bag and said lining being reversible and withdrawable from within the bag in reversed relation to a position outside the bag to then form a continuation of the cover enclosing the bag within the cover and said lining having an opening large enough and so positioned to permit the bag to be withdrawn or to be inserted therethrough in the acts of removing or replacing the combined cover and lining, and means for closing the opening in the lining when the latter is in its position of use within the covered bag.

ELIZABETH S. RINEHART.