



US00D359126S

United States Patent [19]

[11] Patent Number: **Des. 359,126**

Hovatter

[45] Date of Patent: **** Jun. 6, 1995**

[54] **MICROCENTRIFUGE TUBE RACK**

[76] Inventor: **Kenneth R. Hovatter**, 922 Industrial Way, Ste. G, Lodi, Calif. 95240

[**] Term: **14 Years**

[21] Appl. No.: **893,130**

[22] Filed: **Jun. 3, 1992**

[52] U.S. Cl. **D24/227; D24/229; D24/230**

[58] Field of Search **D24/227, 219; 211/74; 494/16, 88; 422/72; 435/286, 284**

Cole Parmer Catalog 91-92 "Racks" p. 715 ©1990 Ex Room.

Fisher Scientific "Racks" p. 1297 ©1990 Ex Room.
VWR Scientific Catalog "Test Tube Racks" pp. 1402, 1403 ©1989 Ex Room.

Primary Examiner—Louis S. Zarfes

Assistant Examiner—I. Simmons

Attorney, Agent, or Firm—John J. Leavitt; Colin D. Barnitz

[57] **CLAIM**

The ornamental design for a microcentrifuge tube rack, as shown.

DESCRIPTION

FIG. 1 is a perspective view of the microcentrifuge tube rack, showing my new design;

FIG. 2 is a top plan view thereof;

FIG. 3 is a right side elevational view thereof;

FIG. 4 is a left side elevational view thereof;

FIG. 5 is an upper side elevational view thereof;

FIG. 6 is a lower side elevational view thereof;

FIG. 7 is a bottom plan view thereof; and,

FIG. 8 is a vertical cross-sectional view taken in the plane indicated by the line 8—8 in FIG. 2.

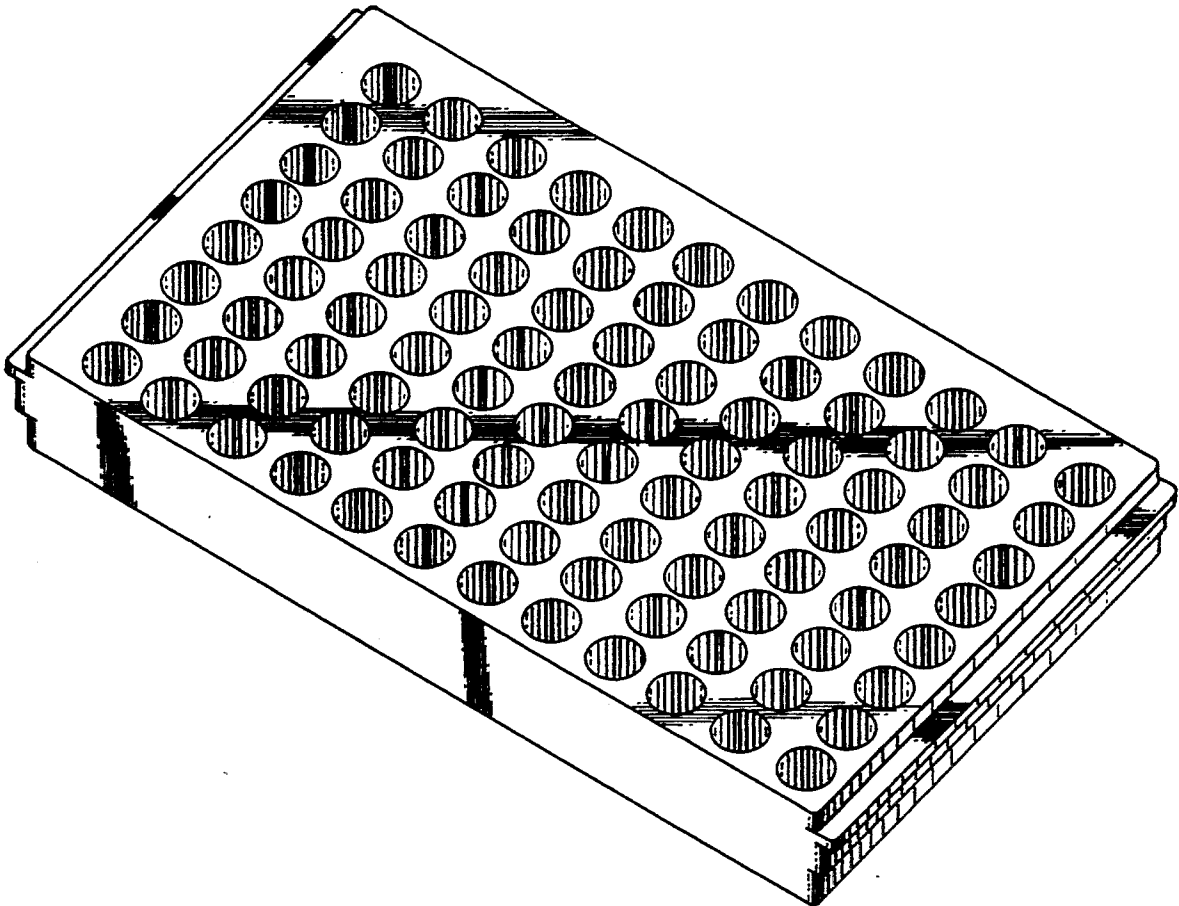
[56] **References Cited**

U.S. PATENT DOCUMENTS

- D. 337,165 7/1993 Malinoff D24/227
- 3,674,198 7/1972 Eberle 211/74 X
- 4,389,374 6/1983 Sutton et al. D24/224 X

OTHER PUBLICATIONS

The Evergreen "Disposable Labware" Microcentrifuge Tube Rack Tube Rack p. 29 ©Apr. 1990 Ex Room.



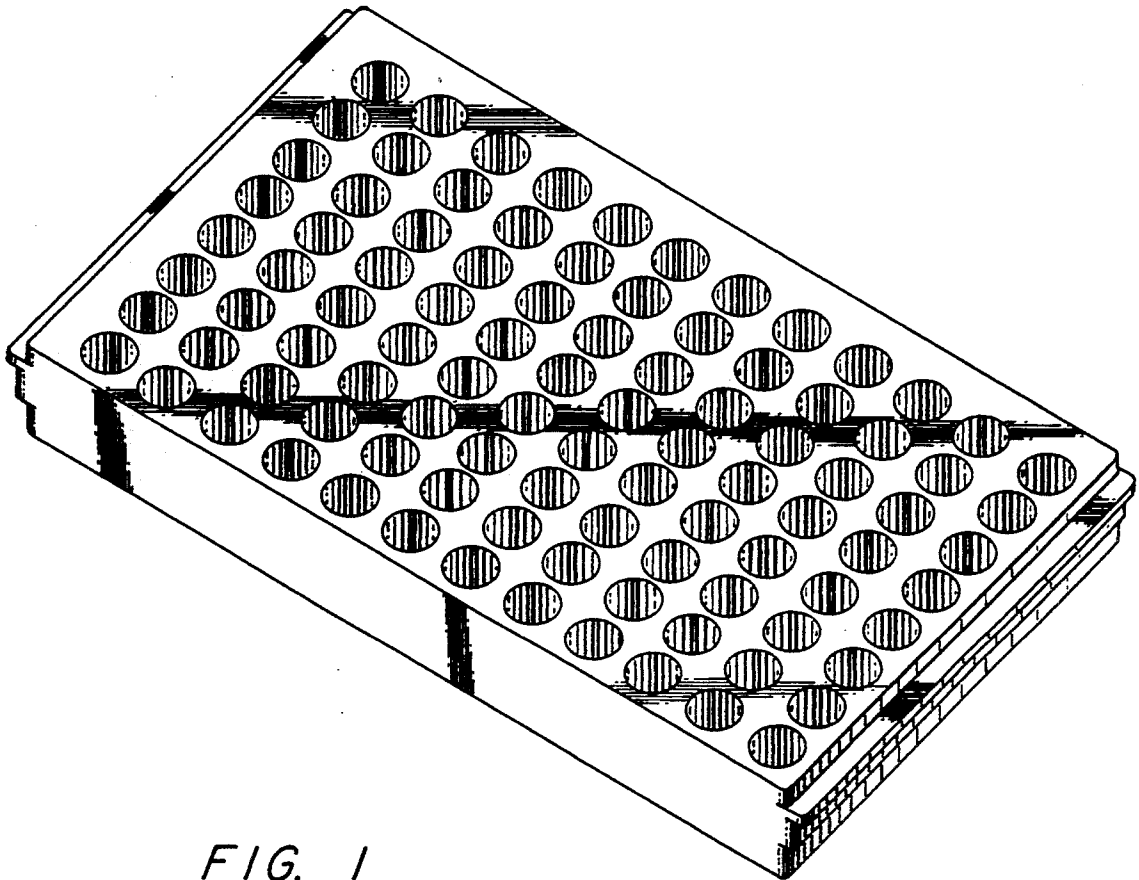


FIG. 1

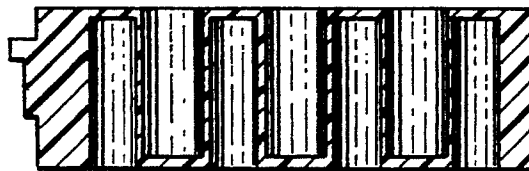


FIG. 8



FIG. 5

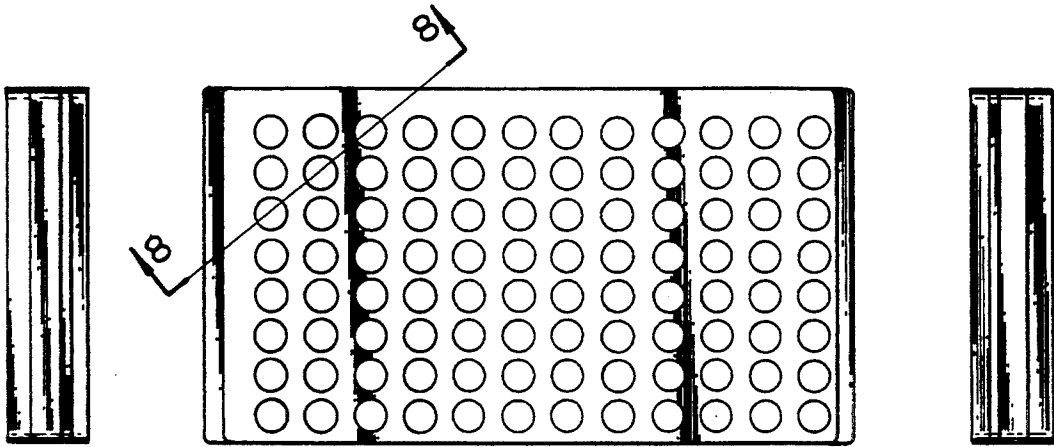


FIG. 4

FIG. 2

FIG. 3

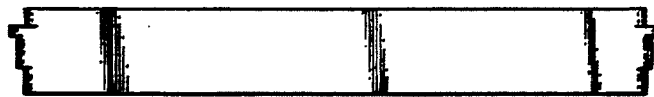


FIG. 6

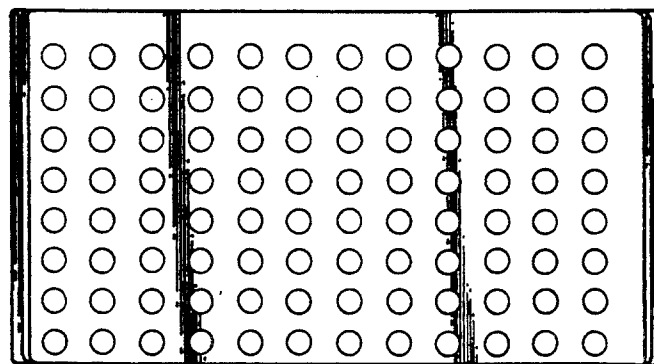


FIG. 7