



US00D484233S

(12) **United States Design Patent** (10) **Patent No.:** **US D484,233 S**  
**Bucher et al.** (45) **Date of Patent:** **\*\* Dec. 23, 2003**

(54) **COMBINED CEILING FAN AND LIGHT  
FIXTURE**

D414,856 S \* 10/1999 Zuege ..... D23/377  
D451,997 S 12/2001 Schwartz ..... D23/413  
D469,950 S 2/2003 Scalise ..... D3/3

(75) Inventors: **Charles E. Bucher**, Valrico, FL (US);  
**John C. Bucher**, Ft. Lauderdale, FL  
(US); **Scott Searle**, Hong Kong (HK)

\* cited by examiner

(73) Assignee: **King of Fans, Inc.**, Ft. Lauderdale, FL  
(US)

*Primary Examiner*—Lisa Lichtenstein  
(74) *Attorney, Agent, or Firm*—Brian S. Steinberger; Law  
Offices of Brian S. Steinberger, P.A.

(\*\*) Term: **14 Years**

(57) **CLAIM**

(21) Appl. No.: **29/183,389**

The ornamental design of a combined ceiling fan and light  
fixture, as shown and described.

(22) Filed: **Jun. 11, 2003**

**DESCRIPTION**

(51) **LOC (7) Cl.** ..... **23-04**

FIG. 1 is a perspective bottom view of the combined ceiling  
fan and light fixture.

(52) **U.S. Cl.** ..... **D23/377**

FIG. 2 is a perspective top view of the combined ceiling fan  
and light fixture.

(58) **Field of Search** ..... D23/377, 379,  
D23/385, 411, 413; 416/5; 392/364; D26/59,  
81-88, 72; 362/96

FIG. 3 is a bottom view of the combined ceiling fan and light  
fixture.

(56) **References Cited**

FIG. 4 is a top view of the combined ceiling fan and light  
fixture; and,

**U.S. PATENT DOCUMENTS**

FIG. 5 is a side view of the combined ceiling fan and light  
fixture.

D378,404 S \* 3/1997 Jaspers-Fayer ..... D23/377  
D402,026 S \* 12/1998 Chuang et al. .... D23/377

**1 Claim, 5 Drawing Sheets**




FIG. 1

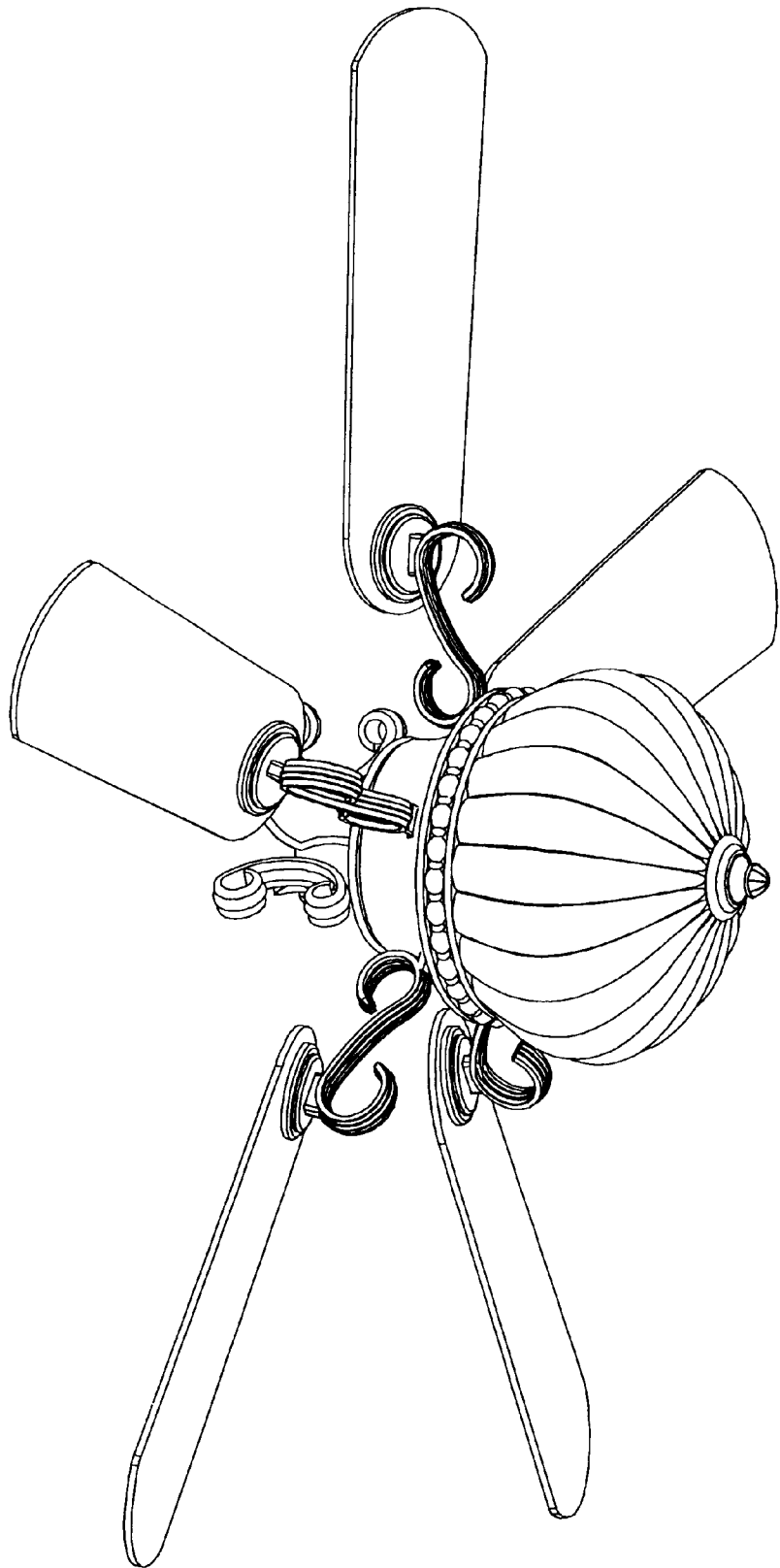


FIG. 2

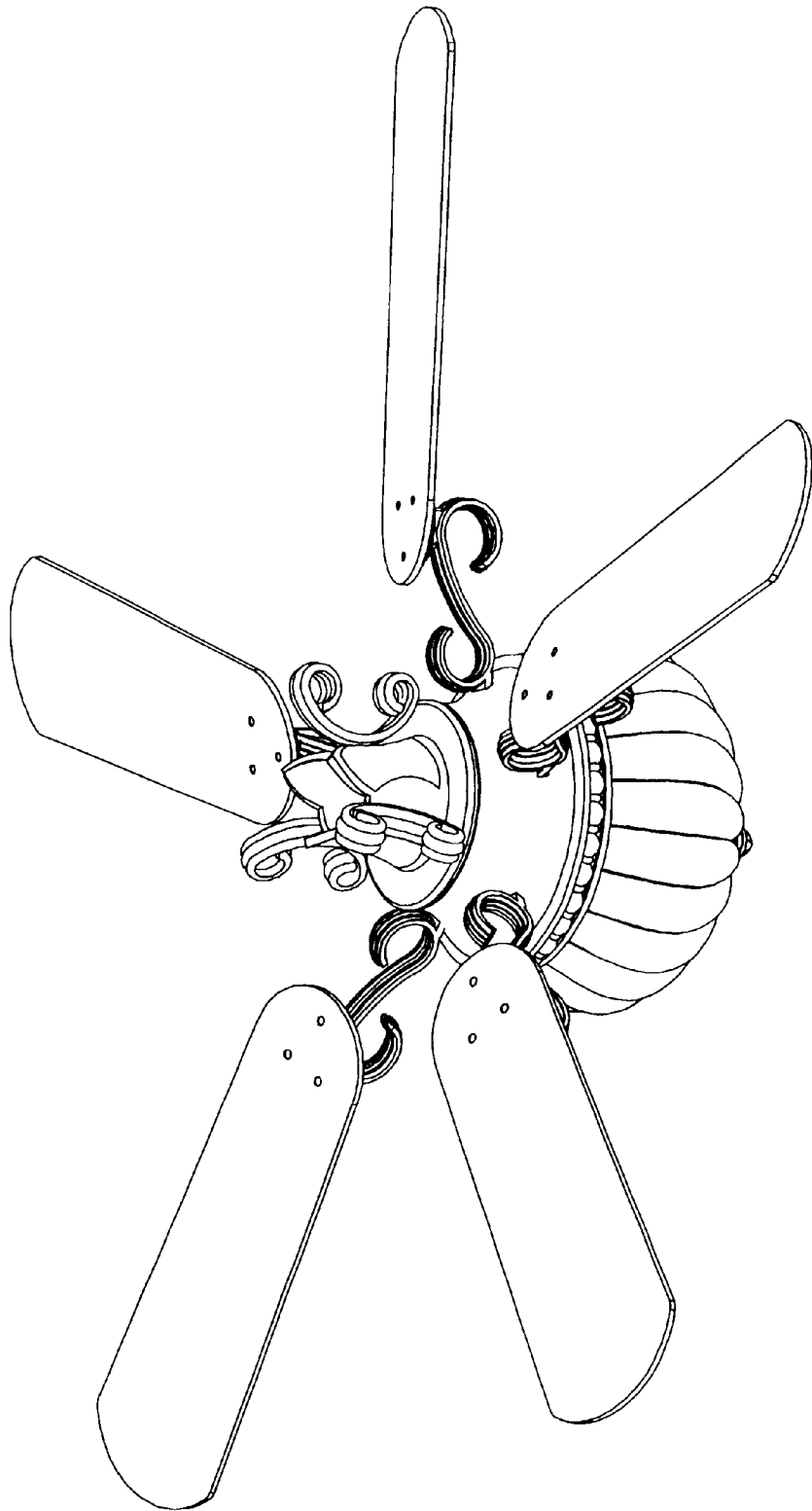


FIG. 3




FIG. 4




FIG. 5

