



US00D382588S

United States Patent [19]

[11] Patent Number: Des. 382,588

Tashiro et al.

[45] Date of Patent: **Aug. 19, 1997

[54] INK CARTRIDGE FOR PRINTER

[75] Inventors: **Naoki Tashiro**, Kawasaki; **Toshihiko Ujita**, Yamato; **Teruo Arashima**, Kawasaki; **Yuji Hamasaki**, Sagamihara; **Hisashi Yamamoto**, Hiratsuka; **Wataru Takahashi**, Yokohama, all of Japan

[73] Assignee: **Canon Kabushiki Kaisha**, Tokyo, Japan

[*] Notice: The portion of the term of this patent subsequent to Dec. 31, 2010, has been disclaimed.

[**] Term: **14 Years**

[21] Appl. No.: **42,279**

[22] Filed: **Aug. 4, 1995**

[30] Foreign Application Priority Data

Feb. 6, 1995 [JP] Japan 7-2768

[51] LOC (6) Cl. **18-99**

[52] U.S. Cl. **D18/56**

[58] Field of Search D18/12, 43, 56;
347/42-43, 56-87

[56] References Cited

U.S. PATENT DOCUMENTS

- D. 325,743 4/1992 Kojima et al. D18/56
- D. 326,111 5/1992 Otsuka et al. D18/56
- D. 331,939 12/1992 Ujita D18/12
- D. 338,224 8/1993 Ujita D18/56
- D. 338,232 8/1993 Kotaki et al. D18/56
- D. 341,619 11/1993 Ujita et al. D18/56
- D. 341,620 11/1993 Ujita et al. D18/56
- D. 348,477 7/1994 Ujita et al. D18/56
- D. 348,478 7/1994 Ujita et al. D18/56
- D. 348,479 7/1994 Ujita et al. D18/56

- D. 348,480 7/1994 Ujita et al. D18/56
- D. 348,688 7/1994 Ujita D18/12
- D. 349,723 8/1994 Ujita D18/12
- D. 351,855 10/1994 Kubota et al. D18/56
- D. 351,856 10/1994 Watanabe et al. D18/56
- D. 352,059 11/1994 Kubota et al. D18/56
- D. 352,060 11/1994 Kubota et al. D18/56
- D. 355,210 2/1995 Kubota et al. D18/56
- D. 355,213 2/1995 Kubota et al. D18/56
- D. 355,215 2/1995 Kubota et al. D18/56
- D. 355,929 2/1995 Kubota et al. D18/56
- D. 356,332 3/1995 Kubota et al. D18/56
- D. 363,736 10/1995 Ujita et al. D18/56
- D. 367,884 3/1996 Taneya et al. D18/56

FOREIGN PATENT DOCUMENTS

- 523635 1/1993 European Pat. Off. 347/86
- 4369557 12/1992 Japan D18/56

OTHER PUBLICATIONS

Canon brochure; Replaceable BJ Cartridge; Rear Cover.

Primary Examiner—Cathy Anne MacCormac
Attorney, Agent, or Firm—Fitzpatrick, Cella, Harper & Scinto

[57] CLAIM

The ornamental design for an ink cartridge for printer, as shown and described.

DESCRIPTION

FIG. 1 is a front elevational view of an ink cartridge for printer showing our new design;
 FIG. 2 is a rear elevational view thereof;
 FIG. 3 is a top plan view thereof;
 FIG. 4 is a bottom plan view thereof;
 FIG. 5 is a left side elevational view thereof;
 FIG. 6 is a right side elevational view thereof; and,
 FIG. 7 is a perspective view thereof.

1 Claim, 1 Drawing Sheet

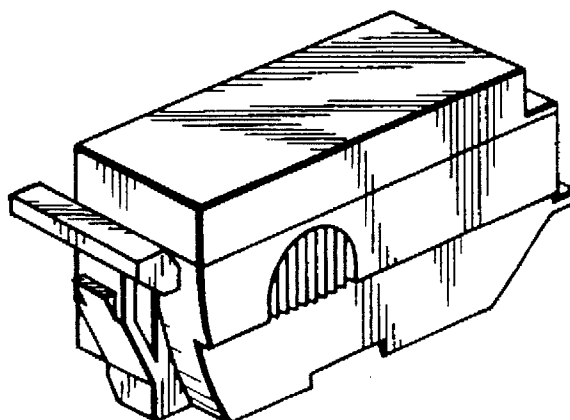


FIG. 1

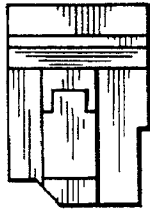


FIG. 2



FIG. 3




FIG. 4

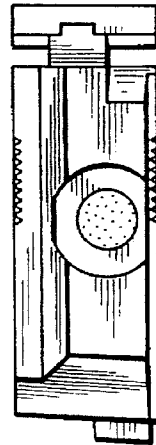


FIG. 5

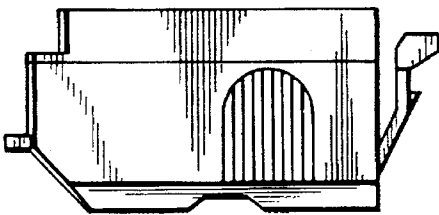


FIG. 6

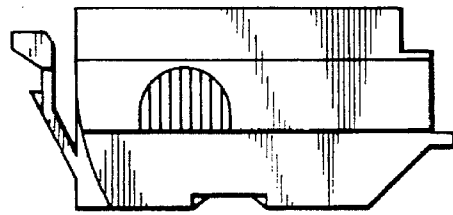


FIG. 7

