



US00D750720S

(12) **United States Design Patent**  
**Brassard**

(10) **Patent No.:** **US D750,720 S**

(45) **Date of Patent:** **\*\* Mar. 1, 2016**

(54) **SPHERICAL RIDE ELEMENT HAVING  
RIGHT-SIDED OPENINGS**

(71) Applicant: **Whitewater West Industries Ltd.,  
Richmond (CA)**

(72) Inventor: **Daniel Brassard, Vancouver (CA)**

(73) Assignee: **Whitewater West Industries, Ltd. (CA)**

(\*\*) Term: **14 Years**

(21) Appl. No.: **29/450,291**

(22) Filed: **Mar. 15, 2013**

(51) **LOC (10) Cl.** ..... **21-03**

(52) **U.S. Cl.**  
USPC ..... **D21/819**

(58) **Field of Classification Search**  
USPC ..... D21/811, 814, 818–822, 828;  
472/116–117

CPC ..... A63G 21/18; A63G 21/10; A63G 21/02  
See application file for complete search history.

(56) **References Cited**

**U.S. PATENT DOCUMENTS**

D250,784 S *	1/1979	Dieter et al.	.....	D21/821
D269,104 S *	5/1983	Brown	.....	D21/819
D269,105 S *	5/1983	Brown	.....	D21/819
D269,106 S *	5/1983	Brown	.....	D21/819
D269,107 S *	5/1983	Brown	.....	D21/819
D344,317 S *	2/1994	Petersheim	.....	D21/821
6,354,955 B1 *	3/2002	Stuart et al.	.....	472/117
6,485,372 B2 *	11/2002	Stuart et al.	.....	472/117
6,857,964 B2 *	2/2005	Hunter	.....	472/116
D521,098 S *	5/2006	Hunter	.....	D21/819
7,056,220 B2 *	6/2006	Hunter	.....	472/117
D548,810 S *	8/2007	Hunter	.....	D21/821
D567,322 S *	4/2008	Hunter	.....	D21/821
D573,222 S *	7/2008	Huerta et al.	.....	D21/821
D583,895 S *	12/2008	Hlynka	.....	D21/821

7,713,134 B2 *	5/2010	Hunter	.....	472/117
7,775,850 B2 *	8/2010	Todokoro	.....	446/217
7,780,537 B2 *	8/2010	Hlynka	.....	472/117
D629,861 S *	12/2010	Cuttell et al.	.....	D21/821
7,887,426 B2 *	2/2011	Hlynka	.....	472/117
D637,253 S *	5/2011	Hunter	.....	D21/819
D641,823 S *	7/2011	Hunter	.....	D21/819
D650,463 S *	12/2011	Degirmenci	.....	D21/819
8,192,291 B2 *	6/2012	Brassard et al.	.....	472/117
8,197,353 B2 *	6/2012	Brassard	.....	472/117
8,262,494 B2 *	9/2012	Hunter	.....	472/116
8,360,894 B2 *	1/2013	Hlynka	.....	472/117
8,430,760 B2 *	4/2013	Brassard	.....	472/117
8,579,715 B2 *	11/2013	Olive et al.	.....	472/117

\* cited by examiner

*Primary Examiner* — Mitchell Siegel

(74) *Attorney, Agent, or Firm* — Greenberg Traurig

(57) **CLAIM**

The ornamental design for a spherical ride element having right-sided openings, as shown and described.

**DESCRIPTION**

FIG. 1 is a perspective view of the spherical ride element having right-sided openings in accordance with the present invention;

FIG. 2 is a left side view of the spherical ride element of FIG. 1;

FIG. 3 is a right side view of the spherical ride element of FIG. 1;

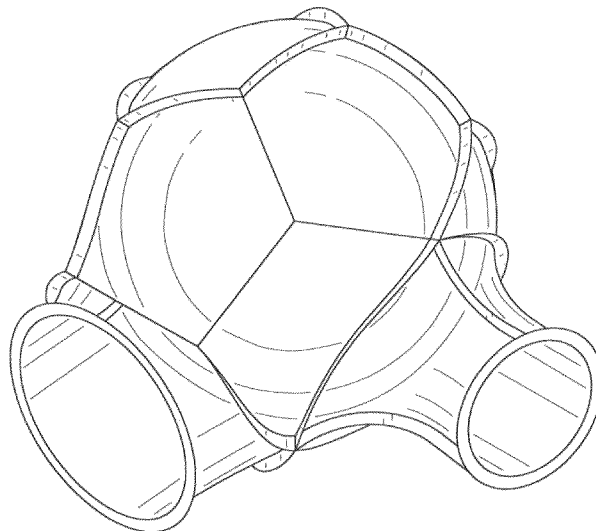
FIG. 4 is a front side view of the spherical ride element of FIG. 1;

FIG. 5 is a back side view of the spherical ride element of FIG. 1;

FIG. 6 is a top view of the spherical ride element of FIG. 1; and,

FIG. 7 is a bottom view of the spherical ride element of FIG. 1.

**1 Claim, 7 Drawing Sheets**



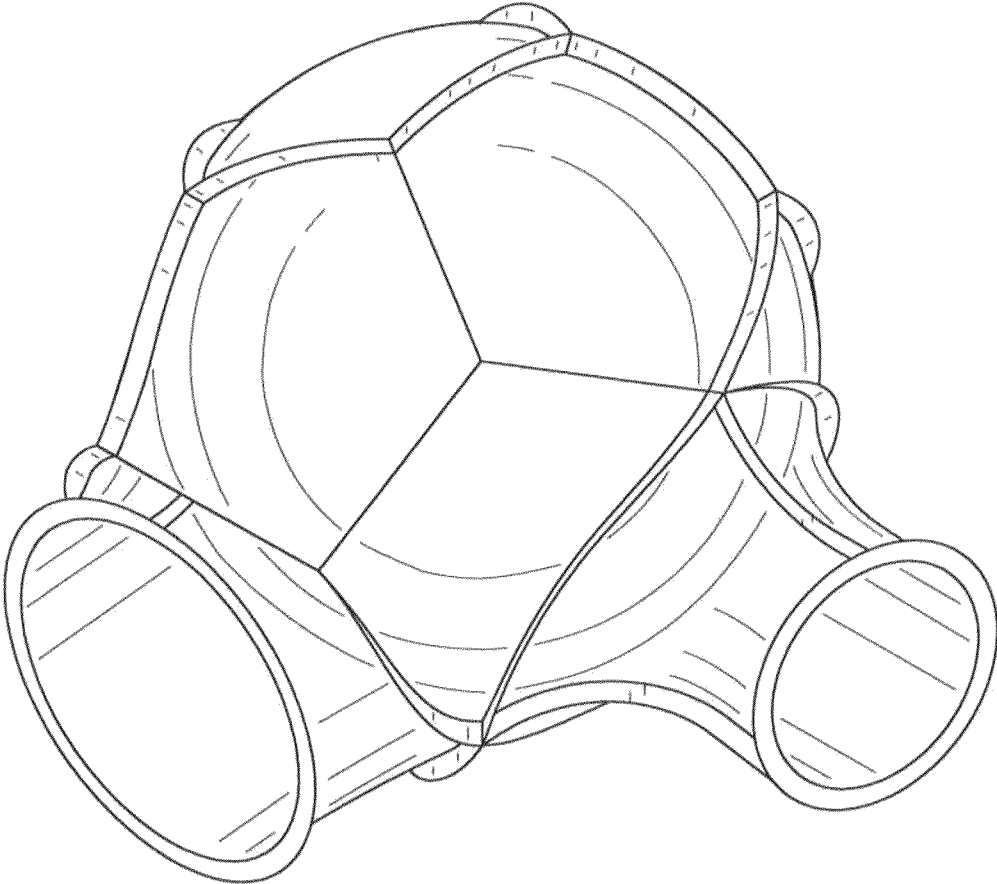


FIG. 1

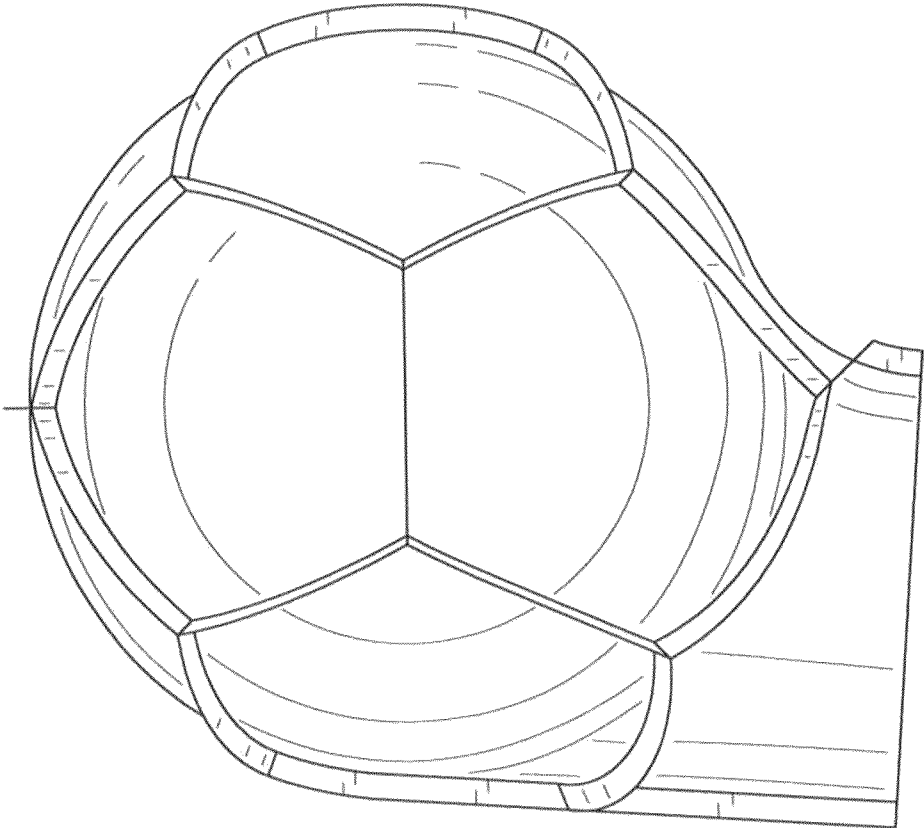


FIG. 2

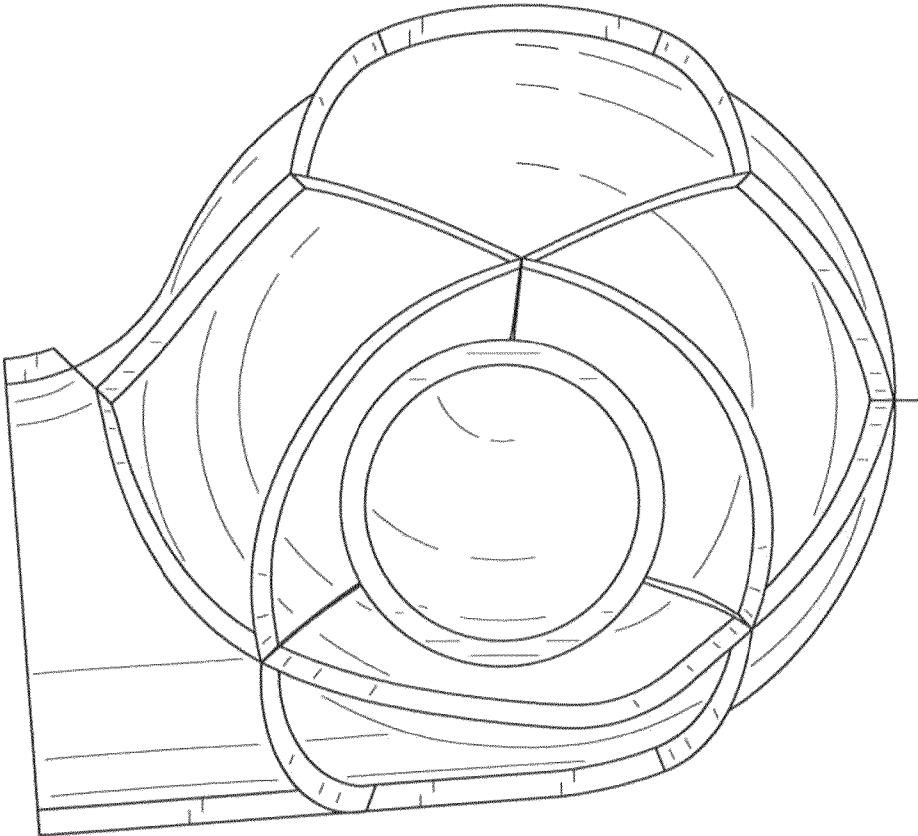


FIG. 3

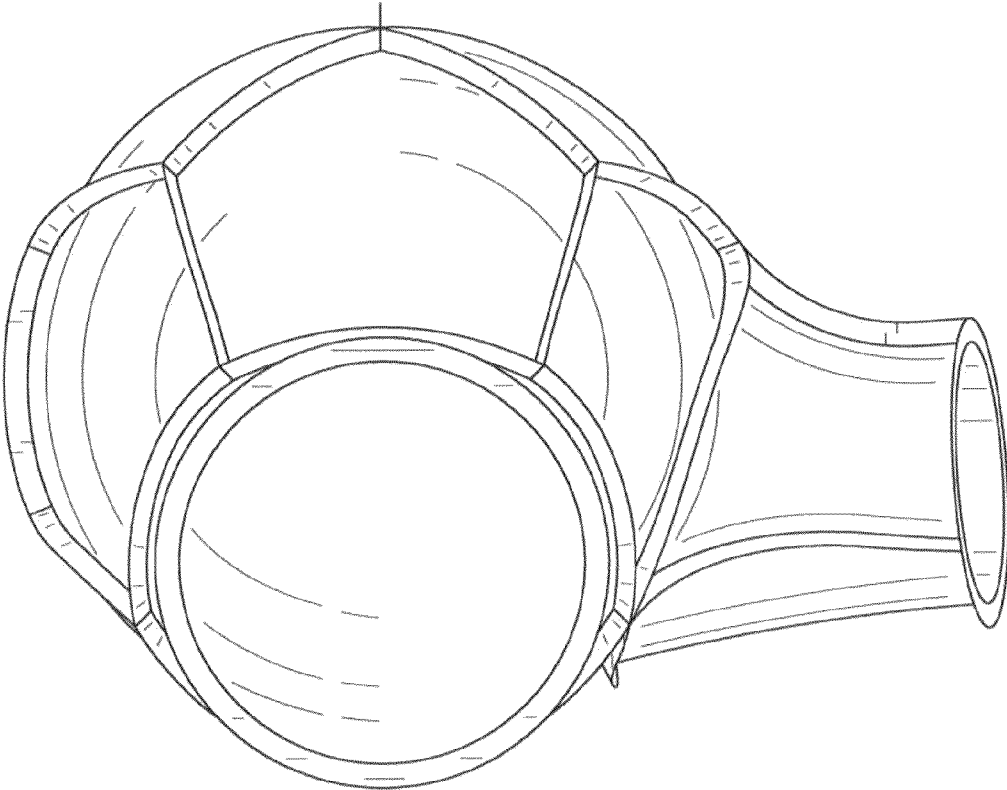


FIG. 4

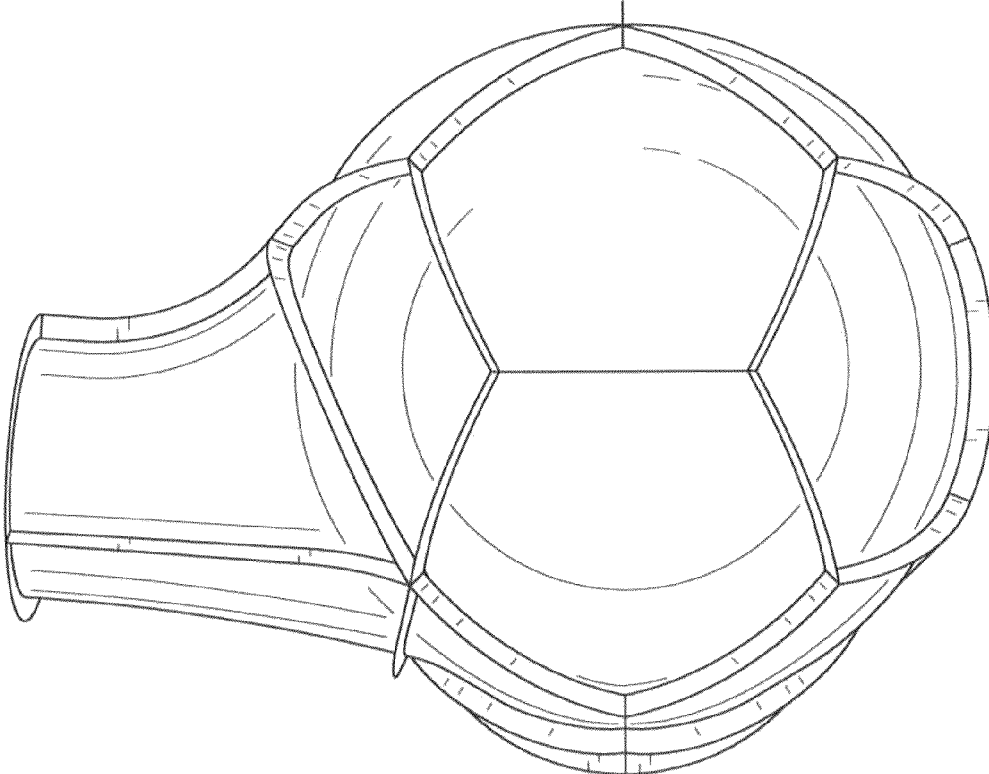


FIG. 5

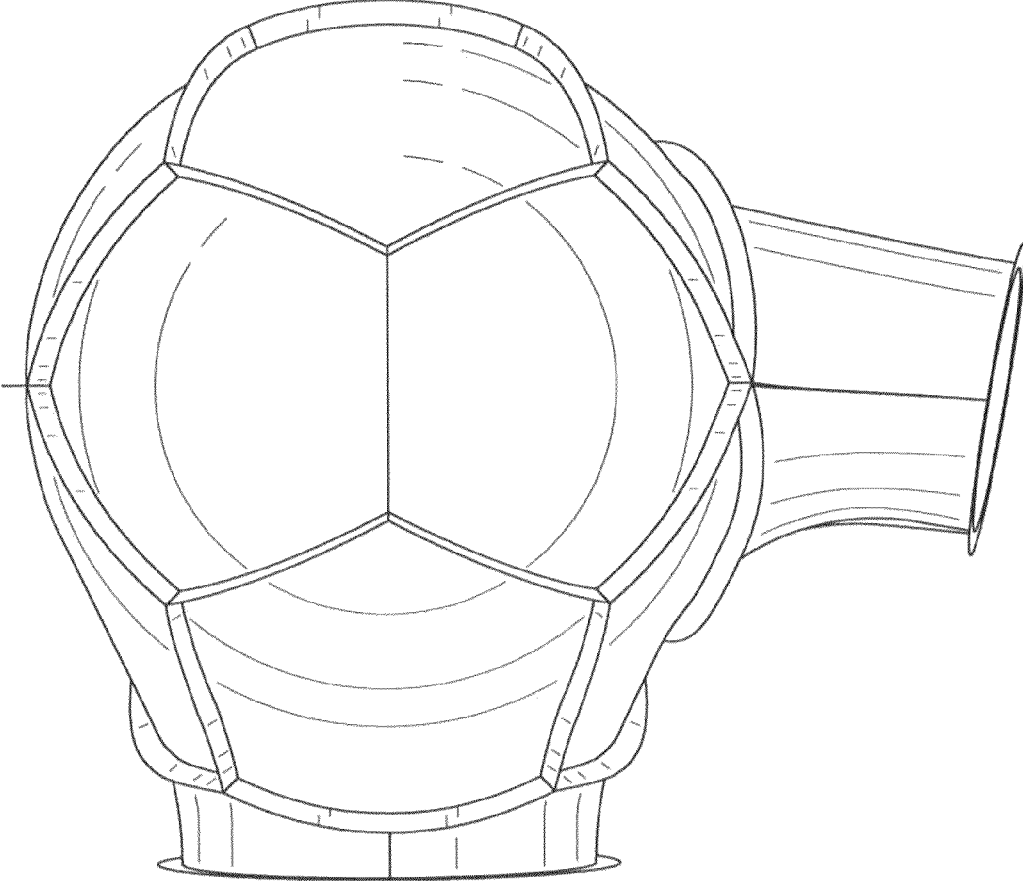


FIG. 6

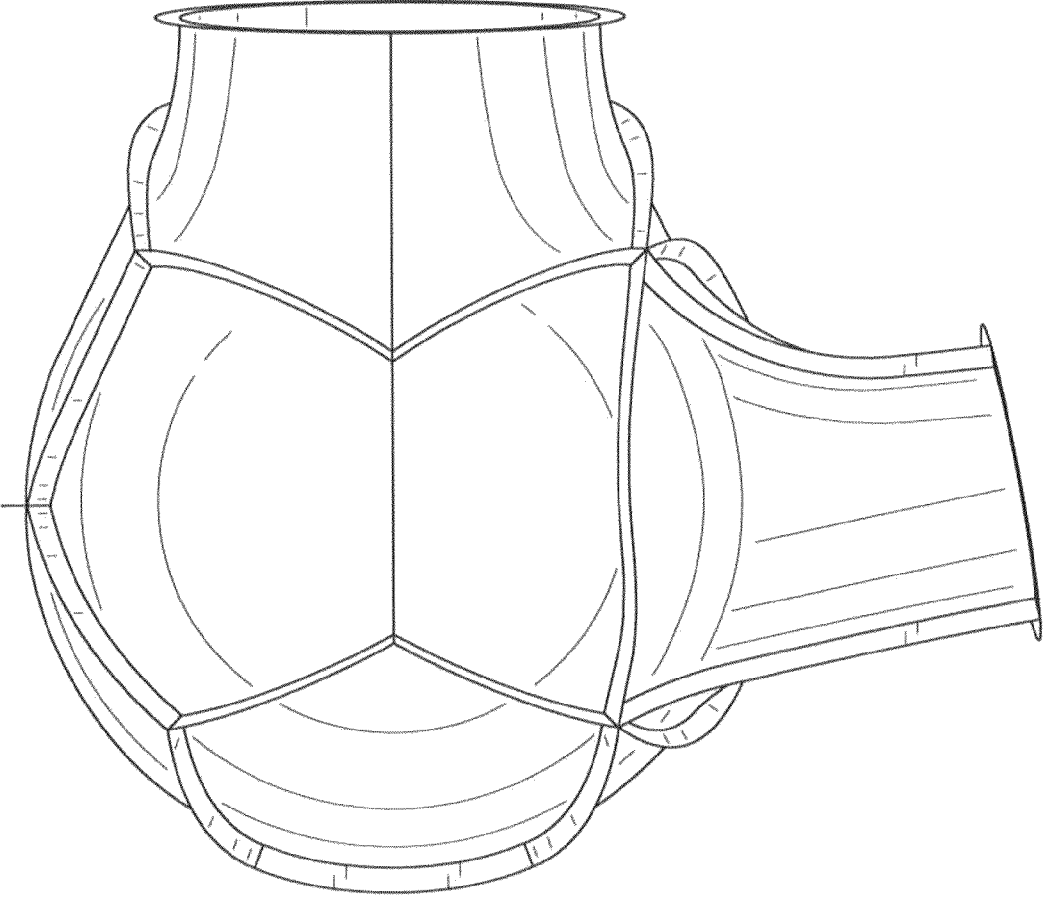


FIG. 7