



US00D710044S

(12) **United States Design Patent**  
**Lai**

(10) **Patent No.:** **US D710,044 S**

(45) **Date of Patent:** **\*\* Jul. 29, 2014**

(54) **EXTERIOR SURFACE CONFIGURATION OF  
VEHICULAR HEADLIGHT**

(71) Applicant: **Litek Enterprise Co., Ltd.**, Tainan  
(TW)

(72) Inventor: **Ching-Tsung Lai**, Tainan (TW)

(73) Assignee: **Litek Enterprise Co., Ltd.**, Tainan  
(TW)

(\*\*) Term: **14 Years**

(21) Appl. No.: **29/438,114**

(22) Filed: **Nov. 26, 2012**

(51) **LOC (10) Cl.** ..... **26-06**

(52) **U.S. Cl.**  
USPC ..... **D26/28**

(58) **Field of Classification Search**  
USPC ..... D26/28-36; 362/459-468, 475-478,  
362/485-487

See application file for complete search history.

(56) **References Cited**

U.S. PATENT DOCUMENTS

D508,136 S *	8/2005	Pfeiffer	.....	D26/28
D518,581 S *	4/2006	Osawa	.....	D26/28
D528,231 S *	9/2006	Ikeda	.....	D26/28
D535,409 S *	1/2007	Yamaguchi	.....	D26/28
D544,614 S *	6/2007	Markefka	.....	D26/28
D561,358 S *	2/2008	Tachibana	.....	D26/28

\* cited by examiner

*Primary Examiner* — Marcus Jackson

(74) *Attorney, Agent, or Firm* — Muncy, Geissler, Olds & Lowe, P.C.

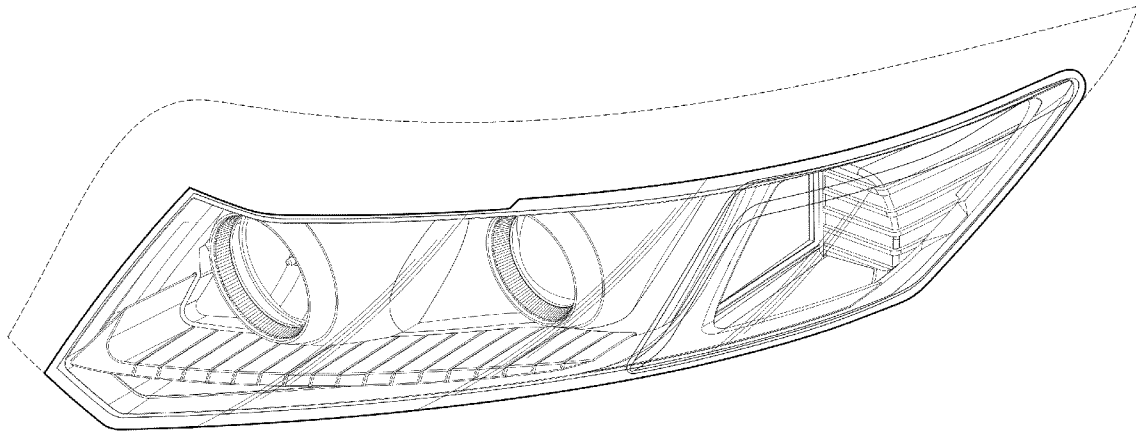
(57) **CLAIM**

I claim, the ornamental design for an exterior surface configuration of a vehicular headlight, as shown and described.

**DESCRIPTION**

FIG. 1 is a perspective view of an exterior surface configuration of a vehicular headlight showing my present design; FIG. 2 is a front view thereof; FIG. 3 is a right view thereof; and, FIG. 4 is a top plan view thereof. The broken line showing of the vehicle portion is included for the purpose of illustrating only and forms no part of the claimed design.

**1 Claim, 4 Drawing Sheets**



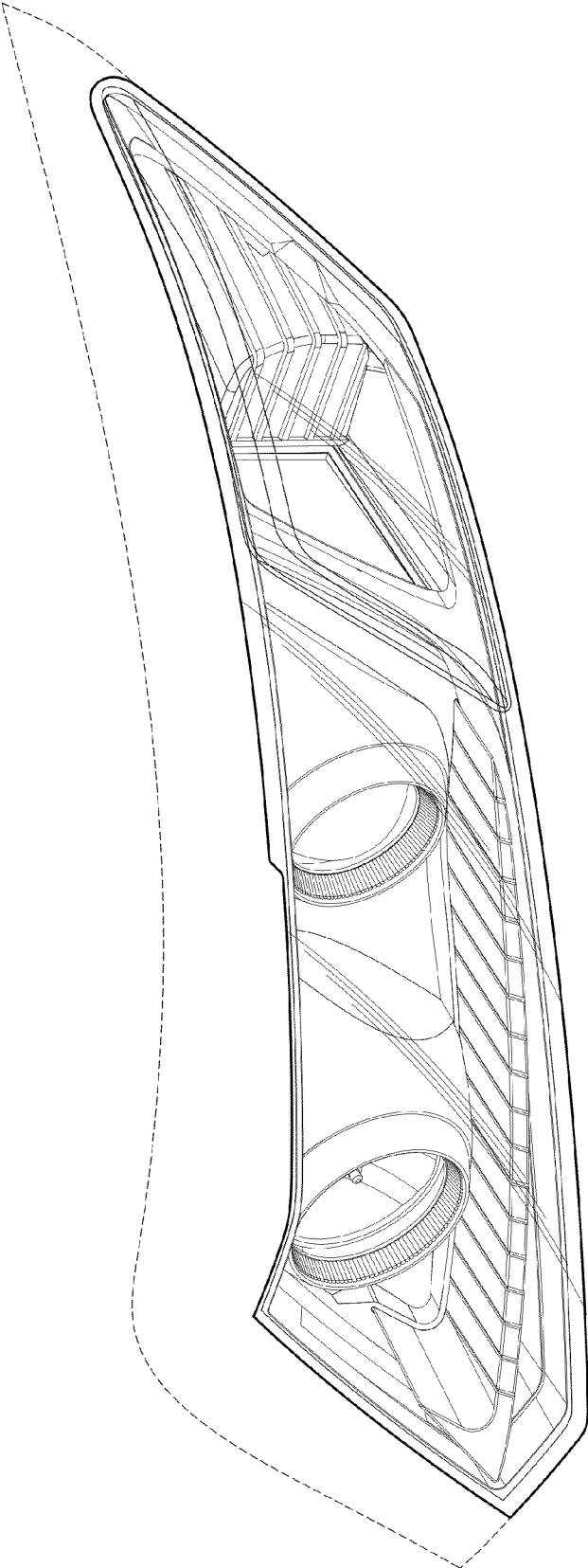


FIG. 1

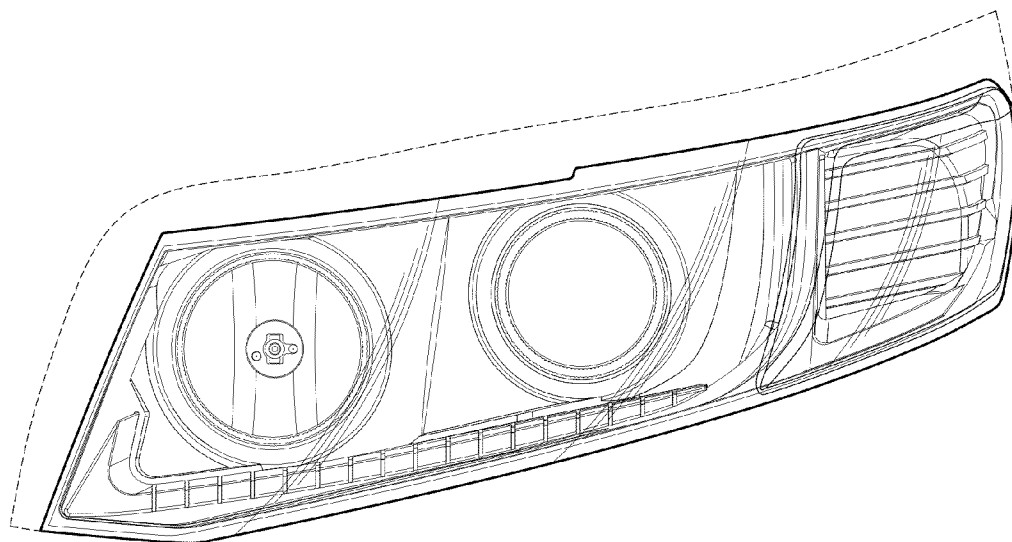


FIG. 2

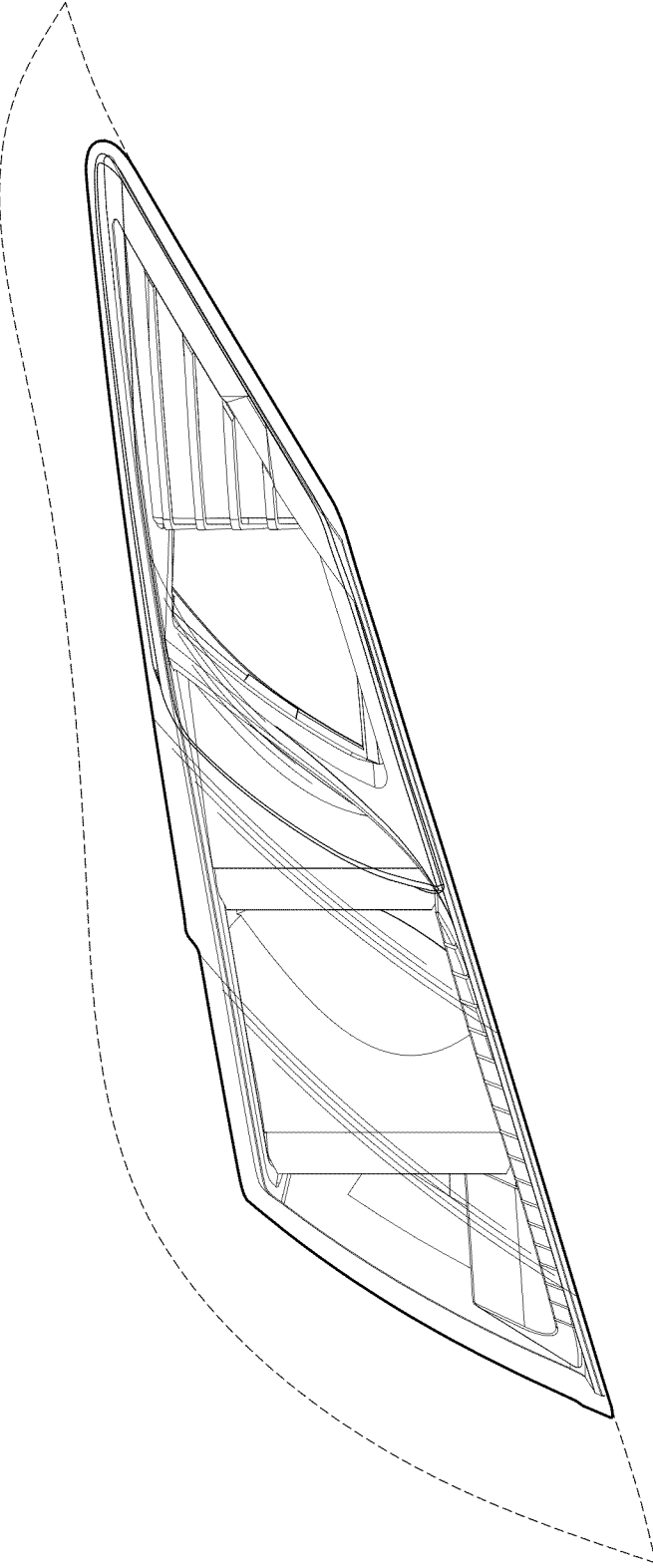


FIG. 3

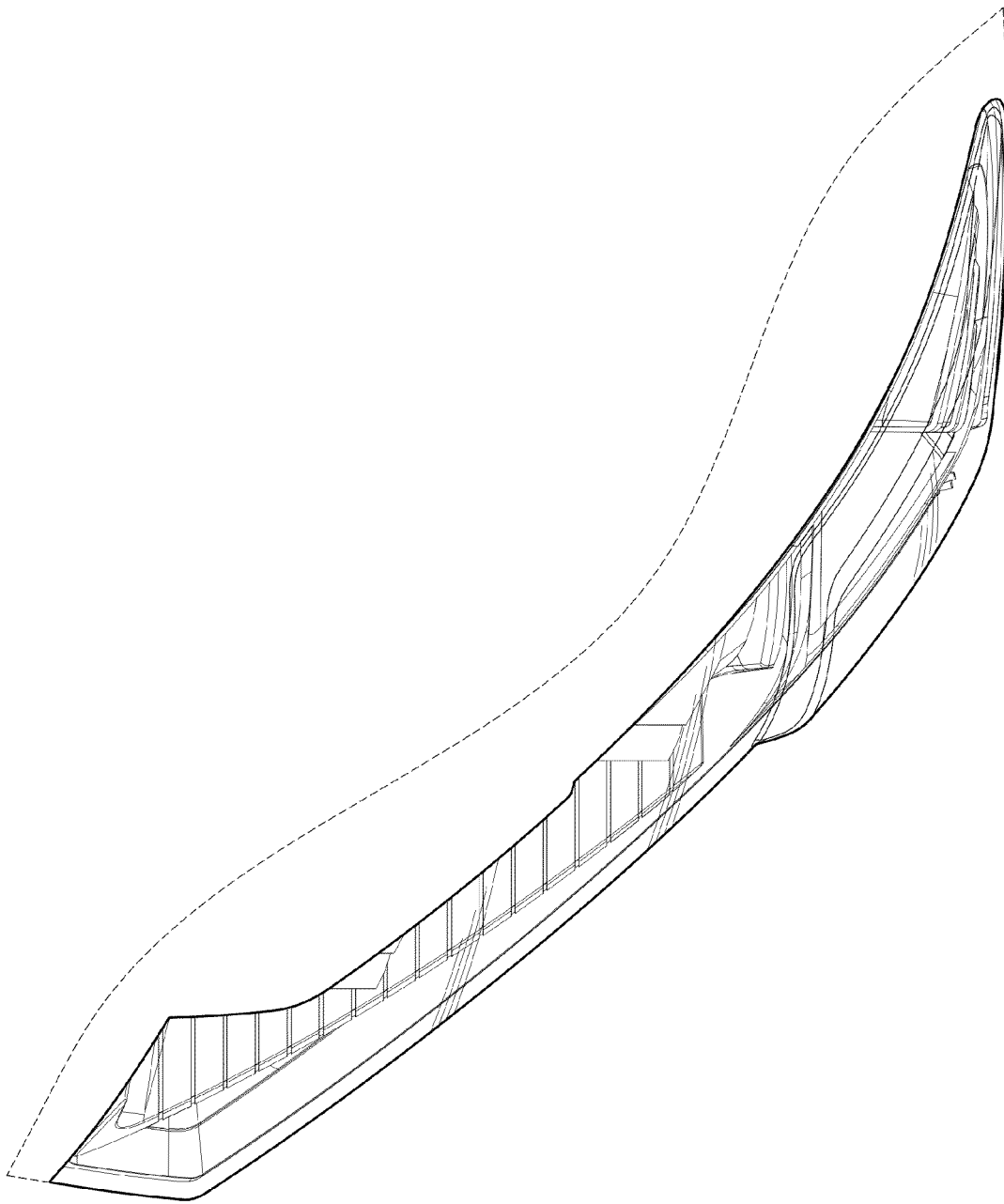


FIG . 4