



US00D601056S

(12) **United States Design Patent**  
**Atallah**

(10) **Patent No.:** **US D601,056 S**

(45) **Date of Patent:** **\*\* Sep. 29, 2009**

(54) **EARRING**

(76) Inventor: **Hanan Atallah**, c/o James Cai, Schein & Cai LLP, 100 Century Center Court Suite 315, Santa Clara, CA (US) 95112

(\*\*) Term: **14 Years**

(21) Appl. No.: **29/307,722**

(22) Filed: **May 9, 2008**

(51) **LOC (9) Cl.** ..... **11-02**

(52) **U.S. Cl.** ..... **D11/40**

(58) **Field of Classification Search** ..... D11/40-48;  
63/12, 13, 14.1-14.8

See application file for complete search history.

(56) **References Cited**

U.S. PATENT DOCUMENTS

4,187,838 A \* 2/1980 Dubrowski ..... 63/14.1  
7,069,745 B1 \* 7/2006 Finley ..... 63/14.1  
D526,233 S \* 8/2006 Hollis ..... D11/1

OTHER PUBLICATIONS

Cartilage Piercing Earring. [www.edge.shop.com/ccimg.shop.com/220000/228700/228758/products/Ig\\_91532146.jpg](http://www.edge.shop.com/ccimg.shop.com/220000/228700/228758/products/Ig_91532146.jpg). Accessed Jul. 3, 2009.\*

\* cited by examiner

*Primary Examiner*—Cathron C Brooks

*Assistant Examiner*—Melanie Levy

(74) *Attorney, Agent, or Firm*—James Cai; Schein & Cai LLP

(57) **CLAIM**

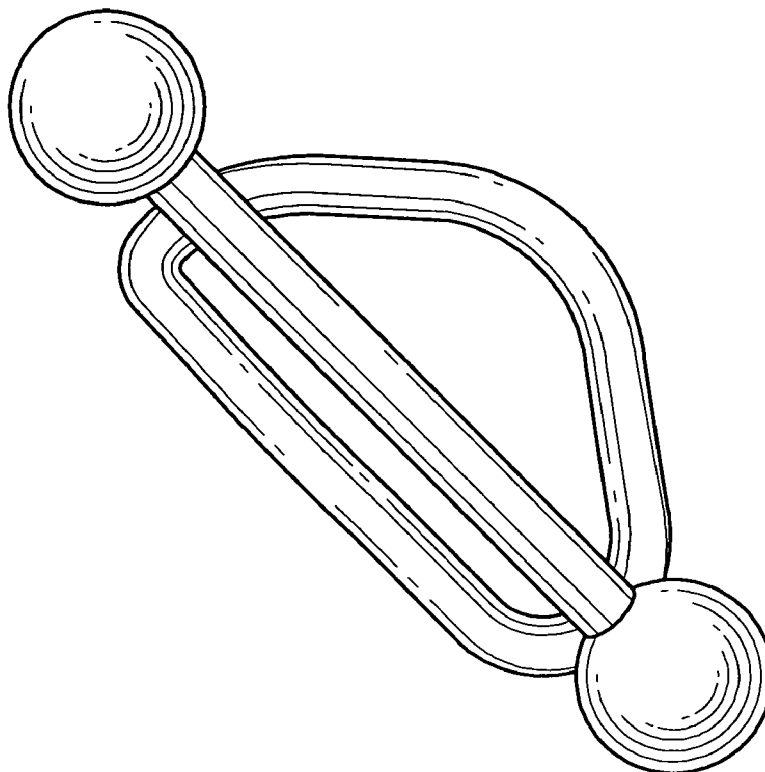
The ornamental design for an earring, as shown and described.

**DESCRIPTION**

FIG. 1 is a top perspective view of earring;  
FIG. 2 is a bottom perspective view thereof;  
FIG. 3 is a top perspective view of a part thereof, shown separately for completeness of illustration;  
FIG. 4 is a top perspective view of a part thereof, shown separately for completeness of illustration;  
FIG. 5 is a top view thereof;  
FIG. 6 is a bottom view thereof;  
FIG. 7 is a left side view thereof;  
FIG. 8 is a right side view thereof;  
FIG. 9 is a front view thereof;  
FIG. 10 is a back view thereof; and,  
FIG. 11 is a view of the earring in use.

The broken lines shown in FIG. 11 represent environmental matter and form no part of the claimed design.

**1 Claim, 5 Drawing Sheets**



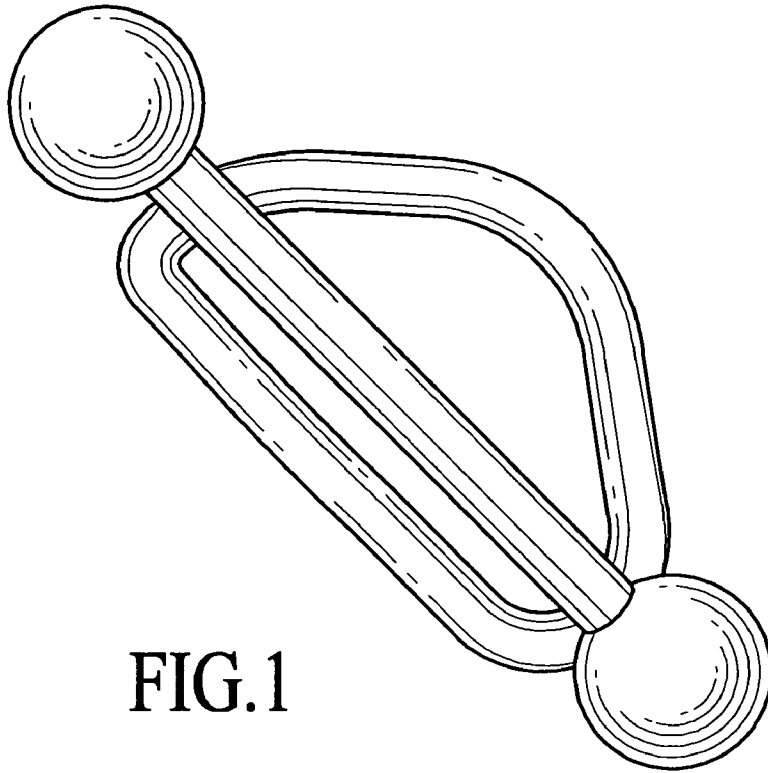


FIG. 1

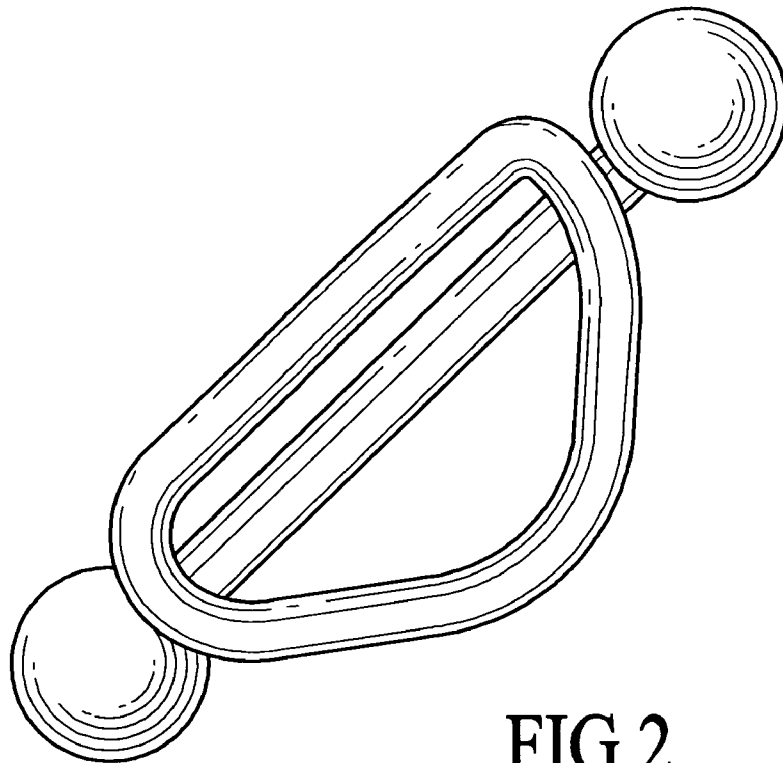


FIG. 2

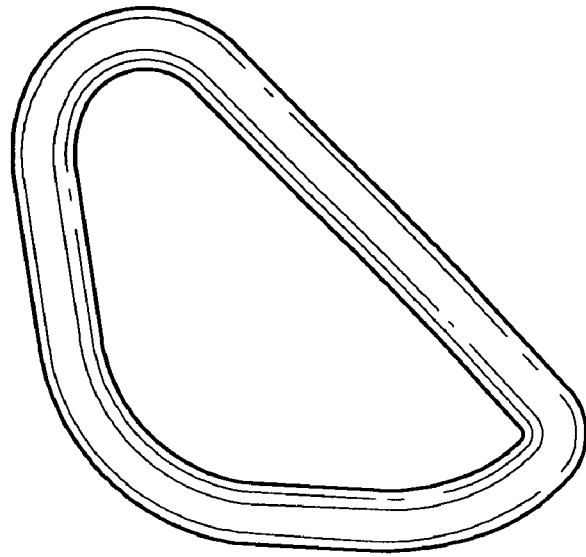


FIG.3

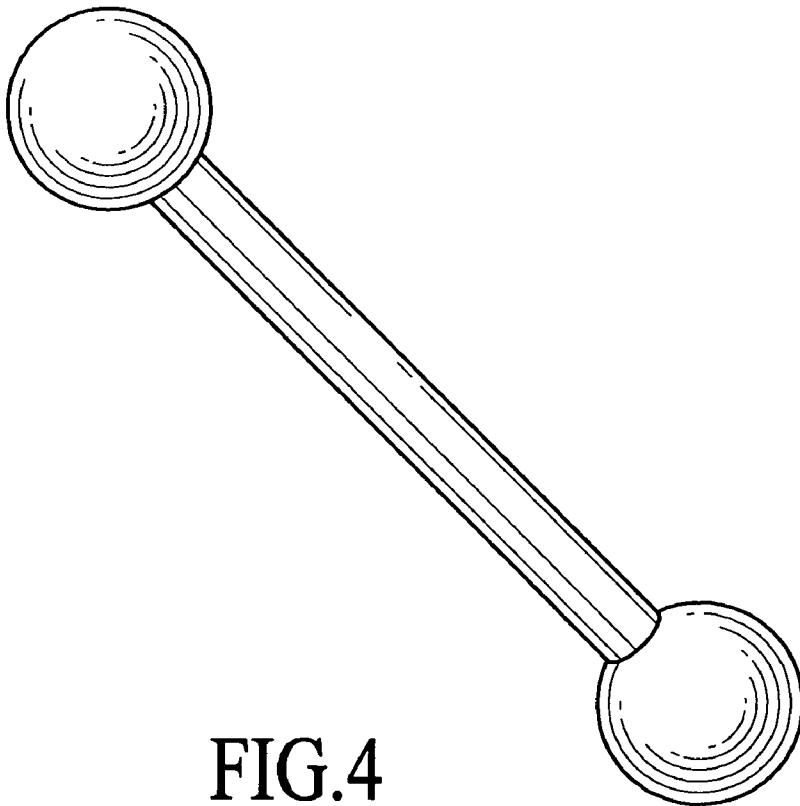


FIG.4

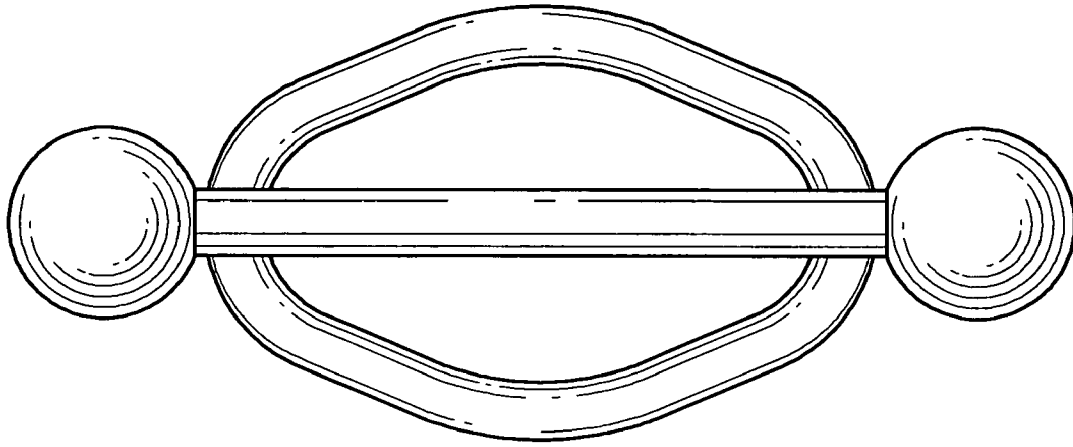


FIG. 5

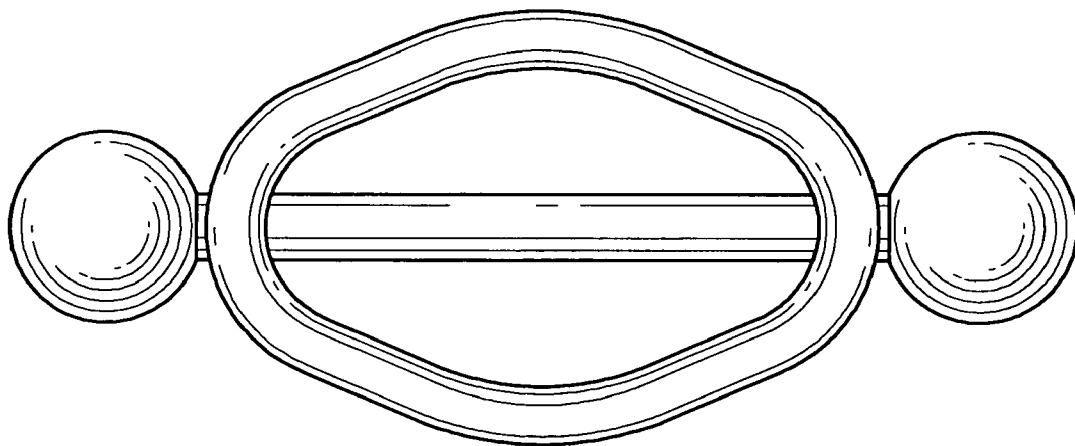


FIG. 6

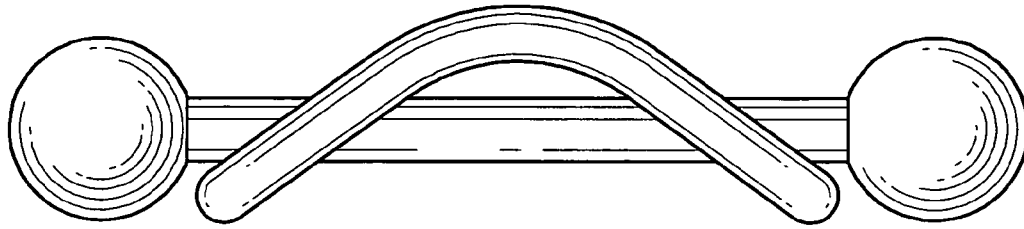


FIG. 7




FIG. 8

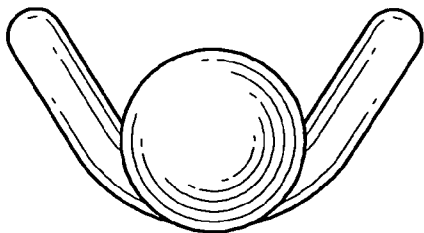


FIG. 9

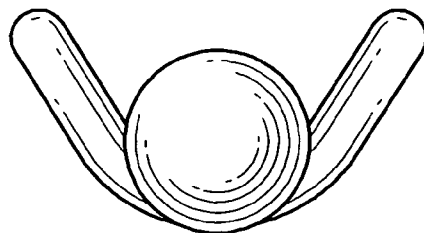


FIG. 10




FIG.11