



US00D954410S

(12) **United States Design Patent**
Klein

(10) **Patent No.:** **US D954,410 S**

(45) **Date of Patent:** **** Jun. 14, 2022**

- (54) **SHOE**
- (71) Applicant: **NIKE, Inc.**, Beaverton, OR (US)
- (72) Inventor: **Ross Klein**, Portland, OR (US)
- (73) Assignee: **NIKE, Inc.**, Beaverton, OR (US)
- (**) Term: **15 Years**
- (21) Appl. No.: **29/765,237**

- (22) Filed: **Jan. 6, 2021**
- (51) **LOC (13) Cl.** **02-04**
- (52) **U.S. Cl.**
USPC **D2/947**
- (58) **Field of Classification Search**
USPC D2/902, 906, 908, 916, 918, 925,
D2/946-962, 977
CPC A43B 13/00; A43B 13/02; A43B 13/023;
A43B 13/026; A43B 13/04; A43B 13/08;
A43B 13/10; A43B 13/12; A43B 13/14;
A43B 13/141; A43B 13/143; A43B
13/16; A43B 13/18; A43B 13/181; A43B
13/187; A43B 13/189; A43B 13/20; A43B
13/22; A43B 13/223; A43B 13/24; A43B
13/28; A43B 13/30; A43B 13/32; A43B
13/34; A43B 13/36

See application file for complete search history.

(56) **References Cited**

U.S. PATENT DOCUMENTS

D312,920 S *	12/1990	Aveni	D2/953
D330,800 S *	11/1992	Lucas	D2/960
D334,282 S *	3/1993	Greene	D2/953
D357,347 S *	4/1995	Leick	D2/951
D489,880 S *	5/2004	McClaskie	D2/951
D648,516 S *	11/2011	Yi	D2/951

D690,090 S *	9/2013	Chang	D2/951
D690,916 S *	10/2013	Chang	D2/947
D698,134 S *	1/2014	Abshire	D2/954
D702,023 S *	4/2014	Jacobs	D2/902
D716,026 S *	10/2014	Hazzouri	D2/951
D752,325 S *	3/2016	Spieth	D2/951
D774,740 S *	12/2016	Raysse	D2/954
D775,460 S *	1/2017	Raysse	D2/951
D812,875 S *	3/2018	Petrie	D2/951
D823,581 S *	7/2018	Umehara	D2/947
D838,951 S *	1/2019	Lee	D2/951
D885,030 S *	5/2020	Kosenick	D2/951
D903,269 S *	12/2020	Lee	D2/962
D904,742 S *	12/2020	Stiff	D2/947
D905,390 S *	12/2020	Hong	D2/947
D905,399 S *	12/2020	Hong	D2/951
D905,402 S *	12/2020	McMillan	D2/951
D908,332 S *	1/2021	Klein	D2/947
D925,878 S *	7/2021	Stiff	D2/951
D934,545 S *	11/2021	Holmes	D2/951

* cited by examiner

Primary Examiner — Jonathan J Han

(74) *Attorney, Agent, or Firm* — Schwabe, Williamson & Wyatt, P.C.

(57) **CLAIM**

I claim the ornamental design for a shoe, as shown and described.

DESCRIPTION

FIG. 1 is a front perspective view of a shoe, showing my new design;

FIG. 2 is a rear perspective view thereof; and,

FIG. 3 is a bottom view thereof.

The dot-dot-dash broken lines adjacent to the shaded area represent boundaries of the claimed design and form no part thereof. The remainder of the broken lines show portions of the shoe that form no part of the claimed design.

1 Claim, 3 Drawing Sheets

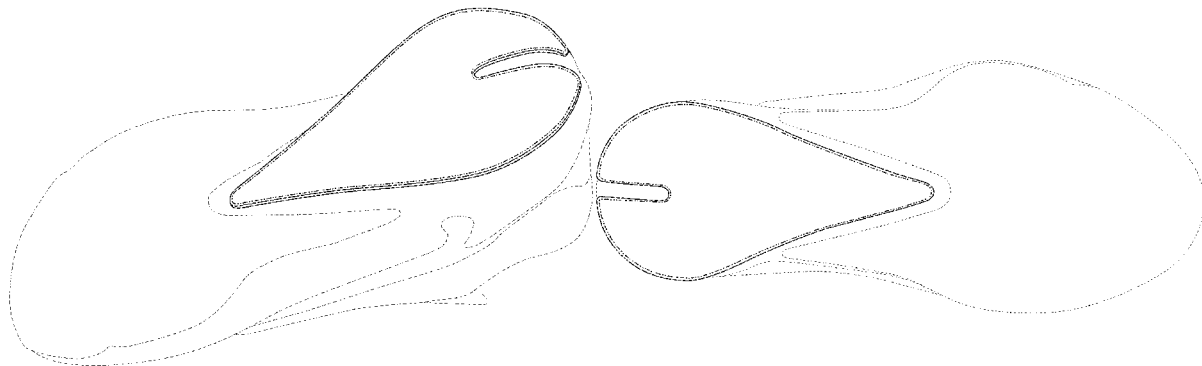




FIG. 1




FIG. 2

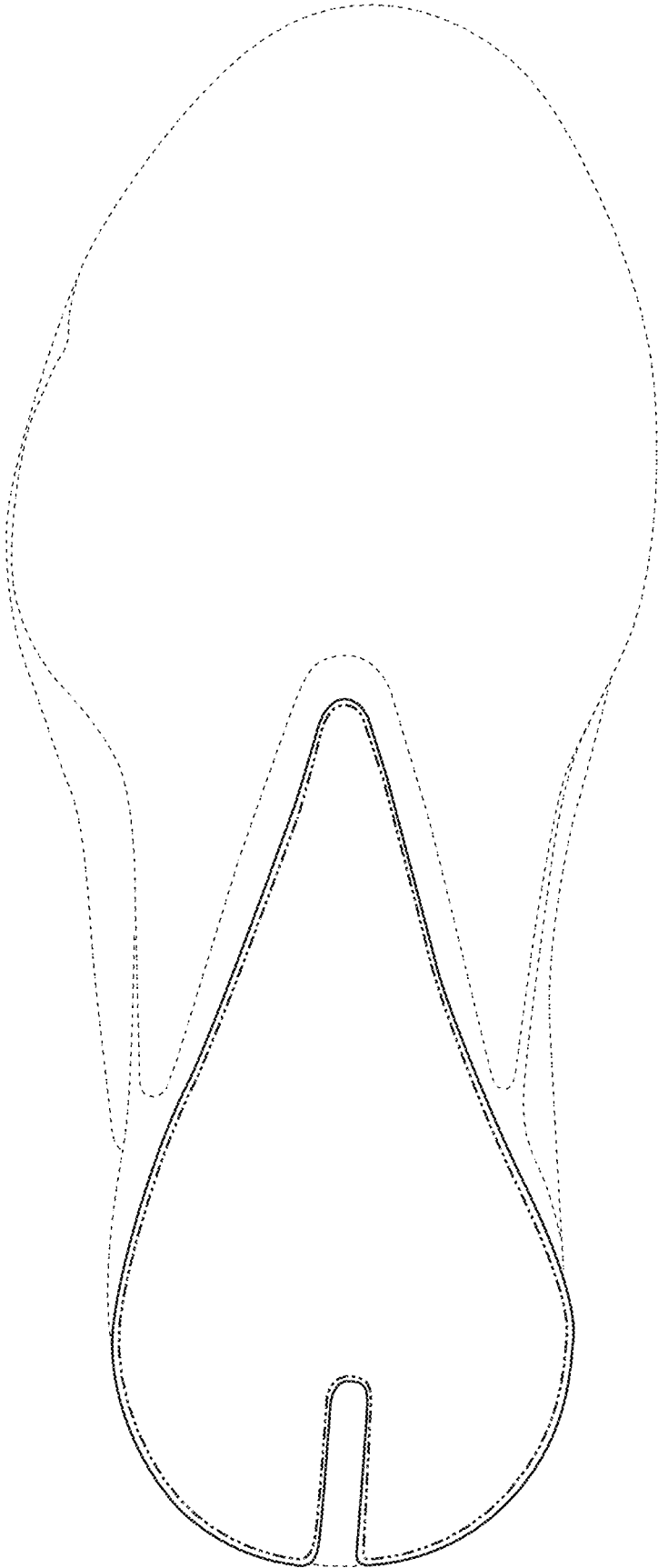


FIG. 3