



US00D855818S

(12) **United States Design Patent**
Kymm et al.

(10) **Patent No.:** **US D855,818 S**

(45) **Date of Patent:** **** Aug. 6, 2019**

(54) **SKIN TREATMENT APPARATUS**
(71) Applicant: **LG ELECTRONICS INC.**, Seoul (KR)
(72) Inventors: **Sangwook Kymm**, Seoul (KR); **Yeonjin Kim**, Seoul (KR); **Seokkyu Kang**, Seoul (KR); **Yeojeong Choi**, Seoul (KR); **Gayeong Lee**, Seoul (KR)
(73) Assignee: **LG ELECTRONICS INC.**, Seoul (KR)

D538,430	S	*	3/2007	Ohta	D24/146
D693,932	S	*	11/2013	Nichols	D24/214
D696,770	S	*	12/2013	Schneider	D24/113
D736,399	S	*	8/2015	Nichols	D24/214
D773,676	S	*	12/2016	Gufler	D24/200
D794,784	S	*	8/2017	Bradley	D24/133
D797,302	S	*	9/2017	Vahlensieck	D24/209
D824,528	S	*	7/2018	Yang	D24/209
D829,333	S	*	9/2018	Shin	D24/209
D829,921	S	*	10/2018	Xiong	D24/214
2006/0058714	A1	*	3/2006	Rhoades	A45D 24/007 601/73

* cited by examiner

(**) Term: **15 Years**

Primary Examiner — Eliza Z Bennett-Hattan

(21) Appl. No.: **35/504,291**

(74) *Attorney, Agent, or Firm* — Birch, Stewart, Kolasch & Birch, LLP

(22) Filed: **Jul. 7, 2017**

(80) **Hague Agreement Data**

Int. Filing Date: **Jul. 7, 2017**
Int. Reg. No.: **DM/097483**
Int. Reg. Date: **Jul. 7, 2017**
Int. Reg. Pub. Date: **Jan. 12, 2018**

(57) **CLAIM**

The ornamental design for a skin treatment apparatus, as shown and described.

(30) **Foreign Application Priority Data**

Jan. 10, 2017 (KR) 30-2017-0001525

(51) **LOC (12) Cl.** **28-03**

(52) **U.S. Cl.**
USPC **D24/209**

(58) **Field of Classification Search**
USPC D24/133, 200, 209, 112, 113, 137, 214,
D24/215, 187
CPC A61N 2005/0659
See application file for complete search history.

DESCRIPTION

- 1. Skin treatment apparatus
- 1.1 : Perspective
- 1.2 : Front
- 1.3 : Back
- 1.4 : Left
- 1.5 : Right
- 1.6 : Top
- 1.7 : Bottom
- 1.8 : Reference

The broken line showing in figure 1.7 and the broken line showing of the two circular elements in figures 1.1, 1.2, 1.4 and 1.8 depict portions of the skin treatment apparatus that form no part of the claimed design. The broken line showing of a stand in figure 1.8 depicts environment that forms no part of the claimed design.

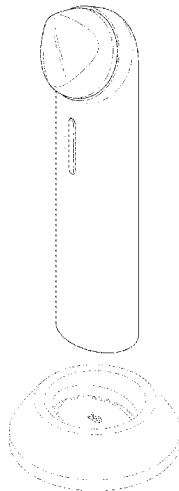
The bottom of the claim in Fig. 1.7 inside the solid line forms no part of the claim.

(56) **References Cited**

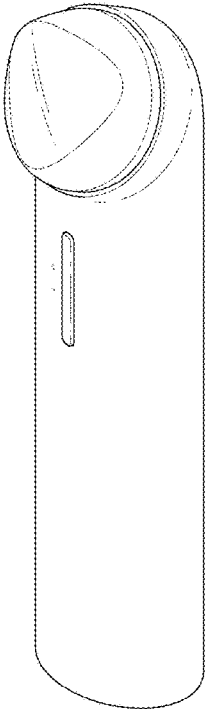
U.S. PATENT DOCUMENTS

D355,259	S	*	2/1995	Lie	D24/215
D414,582	S	*	9/1999	Hwang	D24/200

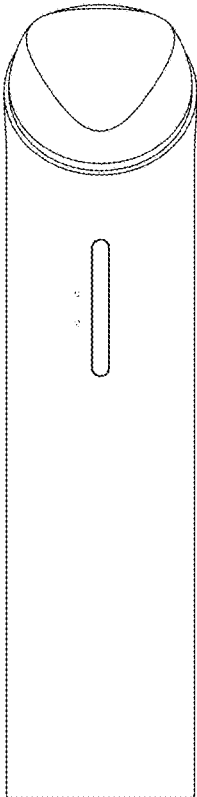
1 Claim, 7 Drawing Sheets




1.1




1.2




1.3



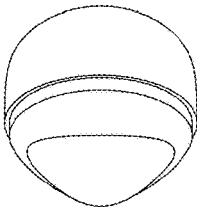
1.4



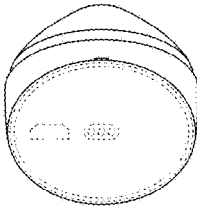
1.5



1.6



1.7



1.8

