



US00D770087S

(12) **United States Design Patent** (10) **Patent No.:** **US D770,087 S**
Di Bari (45) **Date of Patent:** **** Oct. 25, 2016**

- (54) **RECHARGEABLE ELECTRONIC CIGARETTE**
- (71) Applicant: **XOGLO LLC**, Glendale, NY (US)
- (72) Inventor: **Leonard Di Bari**, Armonk, NY (US)
- (73) Assignee: **XOGLO LLC**, Glendale, NY (US)
- (**) Term: **14 Years**
- (21) Appl. No.: **29/504,588**
- (22) Filed: **Oct. 7, 2014**

Related U.S. Application Data

- (63) Continuation-in-part of application No. 29/478,735, filed on Jan. 8, 2014.
- (51) **LOC (10) Cl.** **27-01**
- (52) **U.S. Cl.**
USPC **D27/101**
- (58) **Field of Classification Search**
USPC D27/101, 105, 108, 123, 129, 163, 164,
D27/169, 172, 175, 183, 184, 186, 187, 189,
D27/190, 193, 195; D25/126; D24/110;
D9/529; D8/349-352, 354-356;
D23/412, 360, 397; D13/120, 121,
D13/103-105; D14/480.1, 484.1, 480.2,
D14/480.3, 480.4
CPC A24F 1/02; A24F 1/04; A24F 1/08;
A24F 1/16; A24F 1/28; A24F 1/30
See application file for complete search history.

References Cited

U.S. PATENT DOCUMENTS

- 539,839 A * 5/1895 Voron A24D 1/042
131/361
- D353,333 S * 12/1994 McIlvain D28/76
- D552,789 S * 10/2007 Danforth D27/101
- D589,647 S * 3/2009 Danforth D27/101

(Continued)

Primary Examiner — Susan Bennett Hattan
Assistant Examiner — Jennifer Wright
(74) *Attorney, Agent, or Firm* — Im IP Law PLLC; C. Andrew Im

(57) **CLAIM**

The ornamental design for a rechargeable electronic cigarette, as shown and described.

DESCRIPTION

FIG. 1 is a front view of a rechargeable electronic cigarette in accordance with an embodiment of the claimed invention; FIG. 2 is a front view of an upper portion of the rechargeable electronic cigarette of FIG. 1; FIG. 3 is a front view of a bottom portion of the rechargeable electronic cigarette of FIG. 1; FIG. 4 is a bottom view of the upper portion of the rechargeable electronic cigarette of FIG. 2; FIG. 5 is a top view of the bottom portion of the rechargeable electronic cigarette of FIG. 3; FIG. 6 is a top view of the rechargeable electronic cigarette of FIG. 1; FIG. 7 is a bottom view of the rechargeable electronic cigarette of FIG. 1; FIG. 8 is a side view of the rechargeable electronic cigarette of FIG. 1; FIG. 9 is a side view of an upper portion of the rechargeable electronic cigarette of FIG. 2; FIG. 10 is a side view of a bottom portion of the rechargeable electronic cigarette of FIG. 3; FIG. 11 is a back perspective view of the electronic cigarette of FIG. 1; FIG. 12 is a back perspective view of the upper portion of the rechargeable electronic cigarette of FIG. 2; and, FIG. 13 is a back perspective view of the bottom portion of the rechargeable electronic cigarette of FIG. 3. The broken lines shown in FIGS. 1-9 depict portions of the rechargeable electronic cigarette that form no part of the claimed design.

1 Claim, 3 Drawing Sheets



(56)

References Cited

U.S. PATENT DOCUMENTS

D646,431	S	*	10/2011	Awty	D27/101	2008/0271744	A1	*	11/2008	Danforth	A24F 1/28
D651,338	S	*	12/2011	Awty	D27/101							131/270
D692,612	S	*	10/2013	Lowenthal	D13/103	2012/0285477	A1	*	11/2012	Sherwood	B41M 3/006
D720,882	S	*	1/2015	Albanese	D27/101							131/365
D724,262	S	*	3/2015	Hearn	D27/101	2014/0283858	A1	*	9/2014	Liu	A24F 47/008
D728,852	S	*	5/2015	Hearn	D27/101							131/329
D743,577	S	*	11/2015	Thornburg, II	D25/126	2015/0027467	A1	*	1/2015	Liu	A24F 47/008
													131/329
							2015/0144146	A1	*	5/2015	Selby	A24F 1/28
													131/328

* cited by examiner

FIG. 2



FIG. 4

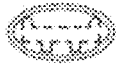


FIG. 5

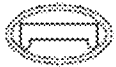


FIG. 3



FIG. 6



FIG. 1




FIG. 7



FIG. 9



FIG. 8



FIG. 10



FIG. 11



FIG. 12



FIG. 13