



- (51) International Patent Classification:
C03C 3/087 (2006.01) *C03C 21/00* (2006.01)
C03C 3/091 (2006.01)
- (21) International Application Number:
PCT/US2012/061867
- (22) International Filing Date:
25 October 2012 (25.10.2012)
- (25) Filing Language: English
- (26) Publication Language: English
- (30) Priority Data:
61/551,163 25 October 2011 (25.10.2011) US
- (71) Applicant: CORNING INCORPORATED [US/US]; 1 Riverfront Plaza, Corning, New York 14831 (US).
- (72) Inventors; and
- (71) Applicants : DANIELSON, Paul Stephen [US/US]; 5347 Dutch Street, Dundee, New York 14837 (US). De-MARTINO, Steven Edward [US/US]; 10202 Bennett Road, Painted Post, New York 14870 (US). DRAKE, Melinda Ann [US/US]; 28 Caton Road, Corning, New York 14830 (US). MORENA, Robert Michael [US/US]; 10904 Browntown Road, Lindley, New York 14858 (US). PAL, Santona [IN/US]; 53 Oakwood Drive, Painted Post, New York 14870 (US). SCHAUT, Robert Anthony [US/US]; 8 Jacqueline Drive, Painted Post, New York 14870 (US).
- (74) Agent: SCHAEBERLE, Timothy M; Corning Incorporated, Intellectual Property Department, SP-Ti-03-01, Corning, New York 14831 (US).
- (81) Designated States (unless otherwise indicated, for every kind of national protection available): AE, AG, AL, AM, AO, AT, AU, AZ, BA, BB, BG, BH, BN, BR, BW, BY, BZ, CA, CH, CL, CN, CO, CR, CU, CZ, DE, DK, DM, DO, DZ, EC, EE, EG, ES, FI, GB, GD, GE, GH, GM, GT, HN, HR, HU, ID, IL, IN, IS, JP, KE, KG, KM, KN, KP, KR, KZ, LA, LC, LK, LR, LS, LT, LU, LY, MA, MD, ME, MG, MK, MN, MW, MX, MY, MZ, NA, NG, NI, NO, NZ, OM, PA, PE, PG, PH, PL, PT, QA, RO, RS, RU, RW, SC, SD, SE, SG, SK, SL, SM, ST, SV, SY, TH, TJ, TM, TN, TR, TT, TZ, UA, UG, US, UZ, VC, VN, ZA, ZM, ZW.
- (84) Designated States (unless otherwise indicated, for every kind of regional protection available): ARIPO (BW, GH, GM, KE, LR, LS, MW, MZ, NA, RW, SD, SL, SZ, TZ, UG, ZM, ZW), Eurasian (AM, AZ, BY, KG, KZ, RU, TJ, TM), European (AL, AT, BE, BG, CH, CY, CZ, DE, DK, EE, ES, FI, FR, GB, GR, HR, HU, IE, IS, IT, LT, LU, LV, MC, MK, MT, NL, NO, PL, PT, RO, RS, SE, SI, SK, SM, TR), OAPI (BF, BJ, CF, CG, CI, CM, GA, GN, GQ, GW, ML, MR, NE, SN, TD, TG).
- Published:
— with international search report (Art. 21(3))

(54) Title: GLASS COMPOSITIONS WITH IMPROVED CHEMICAL AND MECHANICAL DURABILITY

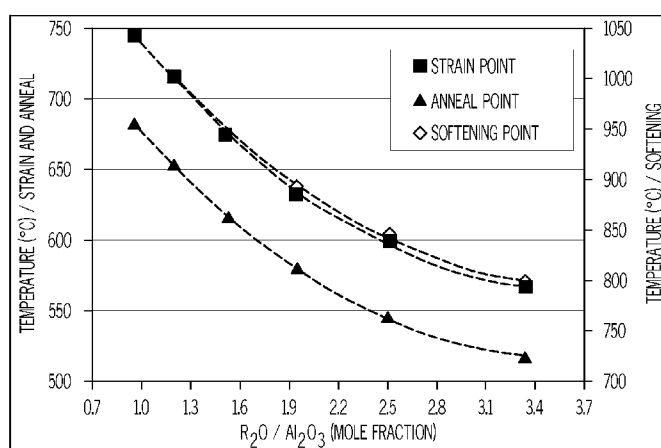


FIG. 1

(57) Abstract: The embodiments described herein relate to chemically and mechanically durable glass compositions and glass articles formed from the same. In another embodiment, a glass composition may include from about 70 mol.% to about 80 mol.% SiO₂; from about 3 mol.% to about 13 mol.% alkaline earth oxide; X mol.% Al₂O₃; and Y mol.% alkali oxide. The alkali oxide may include Na₂O in an amount greater than about 8 mol.%. A ratio of Y:X may be greater than 1 and the glass composition may be free of boron and compounds of boron. In some embodiments, the glass composition may also be free of phosphorous and compounds of phosphorous. Glass articles formed from the glass composition may have at least a class S3 acid resistance according to DIN 12116, at least a class A2 base resistance according to ISO 695, and a type HGA1 hydrolytic resistance according to ISO 720.

WO 2013/063238 A1

**GLASS COMPOSITIONS WITH IMPROVED CHEMICAL AND MECHANICAL
DURABILITY**

CROSS REFERENCE TO RELATED APPLICATIONS

[0001] The present application claims priority to United States Provisional Patent Application Serial No. 61/551,163, filed October 25, 2011 (Attorney Docket No. SP11-240P) and entitled "Glass Compositions With Improved Chemical and Mechanical Durability," the entirety of which is incorporated by reference herein.

BACKGROUND

Field

[0002] The present specification generally relates to glass compositions and, more specifically, to chemically and mechanically durable glass compositions which are suitable for use in pharmaceutical packaging.

Technical Background

[0003] Historically, glass has been used as the preferred material for packaging pharmaceuticals because of its hermeticity, optical clarity and excellent chemical durability relative to other materials. Specifically, the glass used in pharmaceutical packaging must have adequate chemical durability so as not to affect the stability of the pharmaceutical compositions contained therein. Glasses having suitable chemical durability include those glass compositions within the ASTM standard 'Type 1B' glass compositions which have a proven history of chemical durability.

[0004] However, use of glass for such applications is limited by the mechanical performance of the glass. Specifically, in the pharmaceutical industry, glass breakage is a safety concern for the end user as the broken package and/or the contents of the package may injure the end user. Breakage can be costly to pharmaceutical manufacturers because breakage within a filling line requires that neighboring unbroken containers be discarded as the containers may contain fragments from the broken container. Breakage may also require that the filling line be slowed or stopped, lowering production yields. In addition, breakage may also result in

the loss of active drug product leading to increased costs. Further, non-catastrophic breakage (i.e., when the glass cracks but does not break) may cause the contents to lose their sterility which, in turn, may result in costly product recalls.

[0005] One approach to improving the mechanical durability of the glass package is to thermally temper the glass package. Thermal tempering strengthens glass by inducing a surface compressive stress during rapid cooling after forming. This technique works well for glass articles with flat geometries (such as windows), glass articles with thicknesses > 2 mm, and glass compositions with high thermal expansion. However, pharmaceutical glass packages typically have complex geometries (vial, tubular, ampoule, etc.), thin walls (~ 1 - 1.5 mm), and are produced from low expansion glasses (30 - $55 \times 10^{-7} \text{K}^{-1}$) making glass pharmaceutical packages unsuitable for strengthening by thermal tempering.

[0006] Chemical tempering also strengthens glass by the introduction of surface compressive stress. The stress is introduced by submerging the article in a molten salt bath. As ions from the glass are replaced by larger ions from the molten salt, a compressive stress is induced in the surface of the glass. The advantage of chemical tempering is that it can be used on complex geometries, thin samples, and is relatively insensitive to the thermal expansion characteristics of the glass substrate. However, glass compositions which exhibit a moderate susceptibility to chemical tempering generally exhibit poor chemical durability and vice-versa.

[0007] Accordingly, a need exists for glass compositions which are chemically durable and susceptible to chemical strengthening by ion exchange for use in glass pharmaceutical packages, and similar applications.

SUMMARY

[0008] According to one embodiment, a glass composition may include: SiO_2 in a concentration greater than about 70 mol.% and Y mol.% alkali oxide. The alkali oxide may include Na_2O in an amount greater than about 8 mol.%. The glass composition may be free of boron and compounds of boron.

[0009] According to another embodiment, a glass composition may include: greater than about 68 mol.% SiO_2 ; X mol.% Al_2O_3 ; Y mol.% alkali oxide; and B_2O_3 . The alkali oxide

may include Na_2O in an amount greater than about 8 mol%. A ratio $(\text{B}_2\text{O}_3 \text{ (mol.\%)} / (\text{Y mol.\%} - \text{X mol.\%}))$ may be greater than 0 and less than 0.3.

[0010] In yet another embodiment, a glass article may have a type HGB1 hydrolytic resistance according to ISO 719. The glass article may include greater than about 8 mol.% Na_2O and less than about 4 mol.% B_2O_3 .

[0011] In still another embodiment, a glass pharmaceutical package may include: SiO_2 in an amount greater than about 70 mol.%; X mol.% Al_2O_3 ; and Y mol.% alkali oxide. The alkali oxide may include Na_2O in an amount greater than about 8 mol%. A ratio of a concentration of B_2O_3 (mol.%) in the glass pharmaceutical package to $(\text{Y mol.\%} - \text{X mol.\%})$ may be less than 0.3. The glass pharmaceutical package may also have a type HGB1 hydrolytic resistance according to ISO 719.

[0012] In another embodiment, a glass composition may include from about 70 mol.% to about 80 mol.% SiO_2 ; from about 3 mol.% to about 13 mol.% alkaline earth oxide; X mol.% Al_2O_3 ; and Y mol.% alkali oxide. The alkali oxide may include Na_2O in an amount greater than about 8 mol%. A ratio of Y:X may be greater than 1 and the glass composition may be free of boron and compounds of boron.

[0013] In yet another embodiment, a glass composition may include: from about 72 mol.% to about 78 mol.% SiO_2 ; from about 4 mol.% to about 8 mol.% alkaline earth oxide; X mol.% Al_2O_3 ; and Y mol.% alkali oxide. The amount of alkaline earth oxide may be greater than or equal to about 4 mol.% and less than or equal to about 8 mol%. The alkali oxide may include Na_2O in an amount greater than or equal to about 9 mol.% and less than or equal to about 15 mol%. A ratio of Y:X may be greater than 1. The glass composition may be free of boron and compounds of boron.

[0014] In still another embodiment, a glass composition may include: from about 68 mol.% to about 80 mol.% SiO_2 ; from about 3 mol.% to about 13 mol.% alkaline earth oxide; X mol.% Al_2O_3 ; and Y mol.% alkali oxide. The alkali oxide may include Na_2O in an amount greater than about 8 mol%. The glass composition may also include B_2O_3 . A ratio $(\text{B}_2\text{O}_3 \text{ (mol.\%)} / (\text{Y mol.\%} - \text{X mol.\%}))$ may be greater than 0 and less than 0.3, and a ratio of Y:X may be greater than 1.

[0015] In another embodiment, a glass composition may include from about 70 mol.% to about 80 mol.% SiO₂; from about 3 mol.% to about 13 mol.% alkaline earth oxide; X mol.% Al₂O₃; and Y mol.% alkali oxide. The alkaline earth oxide may include CaO in an amount greater than or equal to about 0.1 mol.% and less than or equal to about 1.0 mol.%. X may be greater than or equal to about 2 mol.% and less than or equal to about 10 mol.%. The alkali oxide may include from about 0.01 mol.% to about 1.0 mol.% K₂O. A ratio of Y:X may be greater than 1. The glass composition may be free of boron and compounds of boron.

[0016] In yet another embodiment, a glass composition may include SiO₂ in an amount greater than about 70 mol.% and less than or equal to about 80 mol.%; from about 3 mol.% to about 13 mol.% alkaline earth oxide; X mol.% Al₂O₃; and Y mol.% alkali oxide. The alkali oxide may include Na₂O in an amount greater than about 8 mol.%. A ratio of a concentration of B₂O₃ (mol.%) in the glass composition to (Y mol.% – X mol.%) may be less than 0.3. A ratio of Y:X may be greater than 1.

[0017] In another embodiment, a glass article may have a type HGB1 hydrolytic resistance according to ISO 719. The glass article may also have a threshold diffusivity of greater than 16 μm²/hr at a temperature less than or equal to 450°C.

[0018] In yet another embodiment, a glass article may have a type HGB1 hydrolytic resistance according to ISO 719. The glass article may also have a compressive stress layer with a depth of layer of greater than 25 μm and a surface compressive stress of greater than or equal to 350 MPa. The glass article may be ion exchange strengthened and the ion exchange strengthening may include treating the glass article in a molten salt bath for a time less than or equal to 5 hours at a temperature less than or equal to 450°C.

[0019] Additional features and advantages will be set forth in the detailed description which follows, and in part will be readily apparent to those skilled in the art from that description or recognized by practicing the embodiments described herein, including the detailed description which follows, the claims, as well as the appended drawings.

[0020] It is to be understood that both the foregoing general description and the following detailed description describe various embodiments and are intended to provide an overview or framework for understanding the nature and character of the claimed subject matter. The accompanying drawings are included to provide a further understanding of the various embodiments, and are incorporated into and constitute a part of this specification. The

drawings illustrate the various embodiments described herein, and together with the description serve to explain the principles and operations of the claimed subject matter.

BRIEF DESCRIPTION OF THE DRAWINGS

[0021] FIG. 1 graphically depicts the relationship between the ratio of alkali oxides to alumina (x-axis) and the strain point, annealing point, and softening point (y-axes) of inventive and comparative glass compositions;

[0022] FIG. 2 graphically depicts the relationship between the ratio of alkali oxides to alumina (x-axis) and the maximum compressive stress and stress change (y-axes) of inventive and comparative glass compositions;

[0023] FIG. 3 graphically depicts the relationship between the ratio of alkali oxides to alumina (x-axis) and hydrolytic resistance as determined from the ISO 720 standard (y-axis) of inventive and comparative glass compositions;

[0024] FIG. 4 graphically depicts diffusivity D (y-axis) as a function of the ratio $(\text{CaO}/(\text{CaO}+\text{MgO}))$ (x-axis) for inventive and comparative glass compositions;

[0025] FIG. 5 graphically depicts the maximum compressive stress (y-axis) as a function of the ratio $(\text{CaO}/(\text{CaO}+\text{MgO}))$ (x-axis) for inventive and comparative glass compositions;

[0026] FIG. 6 graphically depicts diffusivity D (y-axis) as a function of the ratio $(\text{B}_2\text{O}_3/(\text{R}_2\text{O}-\text{Al}_2\text{O}_3))$ (x-axis) for inventive and comparative glass compositions; and

[0027] FIG. 7 graphically depicts the hydrolytic resistance as determined from the ISO 720 standard (y-axis) as a function of the ratio $(\text{B}_2\text{O}_3/(\text{R}_2\text{O}-\text{Al}_2\text{O}_3))$ (x-axis) for inventive and comparative glass compositions.

DETAILED DESCRIPTION

[0028] Reference will now be made in detail to various embodiments of glass compositions which exhibit improved chemical and mechanical durability. Such glass compositions are suitable for use in various applications including, without limitation, as pharmaceutical packaging materials. The glass compositions may also be chemically strengthened thereby imparting increased mechanical durability to the glass. The glass compositions described herein may generally comprise silica (SiO_2), alumina (Al_2O_3), alkaline earth oxides (such as

MgO and/or CaO), and alkali oxides (such as Na₂O and/or K₂O) in amounts which impart chemical durability to the glass composition. Moreover, the alkali oxides present in the glass compositions facilitate chemically strengthening the glass compositions by ion exchange. Various embodiments of the glass compositions will be described herein and further illustrated with reference to specific examples.

[0029] The term “softening point,” as used herein, refers to the temperature at which the viscosity of the glass composition is $1 \times 10^{7.6}$ poise.

[0030] The term “annealing point,” as used herein, refers to the temperature at which the viscosity of the glass composition is 1×10^{13} poise.

[0031] The terms “strain point” and “ T_{strain} ” as used herein, refers to the temperature at which the viscosity of the glass composition is 3×10^{14} poise.

[0032] The term “CTE,” as used herein, refers to the coefficient of thermal expansion of the glass composition over a temperature range from about room temperature (RT) to about 300°C.

[0033] In the embodiments of the glass compositions described herein, the concentrations of constituent components (e.g., SiO₂, Al₂O₃, and the like) are specified in mole percent (mol.%) on an oxide basis, unless otherwise specified.

[0034] The terms “free” and “substantially free,” when used to describe the concentration and/or absence of a particular constituent component in a glass composition, means that the constituent component is not intentionally added to the glass composition. However, the glass composition may contain traces of the constituent component as a contaminant or tramp in amounts of less than 0.01 mol. %.

[0035] The term “chemical durability,” as used herein, refers to the ability of the glass composition to resist degradation upon exposure to specified chemical conditions. Specifically, the chemical durability of the glass compositions described herein was assessed according to three established material testing standards: DIN 12116 dated March 2001 and entitled “Testing of glass - Resistance to attack by a boiling aqueous solution of hydrochloric acid - Method of test and classification”; ISO 695:1991 entitled “Glass -- Resistance to attack by a boiling aqueous solution of mixed alkali -- Method of test and classification”; and ISO

720:1985 entitled "Glass -- Hydrolytic resistance of glass grains at 121 degrees C -- Method of test and classification." The chemical durability of the glass may also be assessed according to ISO 719:1985 "Glass -- Hydrolytic resistance of glass grains at 98 degrees C -- Method of test and classification," in addition to the above referenced standards. The ISO 719 standard is a less rigorous version of the ISO 720 standard and, as such, it is believed that a glass which meets a specified classification of the ISO 720 standard will also meet the corresponding classification of the ISO 719 standard. The classifications associated with each standard are described in further detail herein.

[0036] The glass compositions described herein are alkali aluminosilicate glass compositions which may generally include a combination of SiO_2 and one or more alkali oxides, such as Na_2O and/or K_2O . The glass composition may also include Al_2O_3 and at least one alkaline earth oxide. In some embodiments, the glass compositions may be free from boron and compounds containing boron. The glass compositions are resistant to chemical degradation and are also suitable for chemical strengthening by ion exchange. In some embodiments the glass compositions may further comprise minor amounts of one or more additional oxides such as, for example, SnO_2 , ZrO_2 , ZnO , TiO_2 , As_2O_3 or the like. These components may be added as fining agents and/or to further enhance the chemical durability of the glass composition.

[0037] In the embodiments of the glass compositions described herein SiO_2 is the largest constituent of the composition and, as such, is the primary constituent of the resulting glass network. SiO_2 enhances the chemical durability of the glass and, in particular, the resistance of the glass composition to decomposition in acid and the resistance of the glass composition to decomposition in water. Accordingly, a high SiO_2 concentration is generally desired. However, if the content of SiO_2 is too high, the formability of the glass may be diminished as higher concentrations of SiO_2 increase the difficulty of melting the glass which, in turn, adversely impacts the formability of the glass. In the embodiments described herein, the glass composition generally comprises SiO_2 in an amount greater than or equal to 67 mol.% and less than or equal to about 80 mol.% or even less than or equal to 78 mol.%. In some embodiments, the amount of SiO_2 in the glass composition may be greater than about 68 mol.%, greater than about 69 mol.% or even greater than about 70 mol.%. In some other embodiments, the amount of SiO_2 in the glass composition may be greater than 72 mol.%, greater than 73 mol.% or even greater than 74 mol.%. For example, in some embodiments,

the glass composition may include from about 68 mol.% to about 80 mol.% or even to about 78 mol.% SiO₂. In some other embodiments the glass composition may include from about 69 mol.% to about 80 mol.% or even to about 78 mol.% SiO₂. In some other embodiments the glass composition may include from about 70 mol.% to about 80 mol.% or even to about 78 mol.% SiO₂. In still other embodiments, the glass composition comprises SiO₂ in an amount greater than or equal to 70 mol.% and less than or equal to 78 mol.%. In some embodiments, SiO₂ may be present in the glass composition in an amount from about 72 mol.% to about 78 mol.%. In some other embodiments, SiO₂ may be present in the glass composition in an amount from about 73 mol.% to about 78 mol.%. In other embodiments, SiO₂ may be present in the glass composition in an amount from about 74 mol.% to about 78 mol.%. In still other embodiments, SiO₂ may be present in the glass composition in an amount from about 70 mol.% to about 76 mol.%.

[0038] The glass compositions described herein may further include Al₂O₃. Al₂O₃, in conjunction with alkali oxides present in the glass compositions such as Na₂O or the like, improves the susceptibility of the glass to ion exchange strengthening. In the embodiments described herein, Al₂O₃ is present in the glass compositions in X mol.% while the alkali oxides are present in the glass composition in Y mol.%. The ratio Y:X in the glass compositions described herein is greater than 1 in order to facilitate the aforementioned susceptibility to ion exchange strengthening. Specifically, the diffusion coefficient or diffusivity D of the glass composition relates to the rate at which alkali ions penetrate into the glass surface during ion exchange. Glasses which have a ratio Y:X greater than about 0.9 or even greater than about 1 have a greater diffusivity than glasses which have a ratio Y:X less than 0.9. Glasses in which the alkali ions have a greater diffusivity can obtain a greater depth of layer for a given ion exchange time and ion exchange temperature than glasses in which the alkali ions have a lower diffusivity. Moreover, as the ratio of Y:X increases, the strain point, anneal point, and softening point of the glass decrease, such that the glass is more readily formable. In addition, for a given ion exchange time and ion exchange temperature, it has been found that compressive stresses induced in glasses which have a ratio Y:X greater than about 0.9 and less than or equal to 2 are generally greater than those generated in glasses in which the ratio Y:X is less than 0.9 or greater than 2. Accordingly, in some embodiments, the ratio of Y:X is greater than 0.9 or even greater than 1. In some embodiments, the ratio of Y:X is greater than 0.9, or even greater than 1, and less than or equal to about 2. In still other embodiments, the ratio of Y:X may be greater than or equal to

about 1.3 and less than or equal to about 2.0 in order to maximize the amount of compressive stress induced in the glass for a specified ion exchange time and a specified ion exchange temperature.

[0039] However, if the amount of Al_2O_3 in the glass composition is too high, the resistance of the glass composition to acid attack is diminished. Accordingly, the glass compositions described herein generally include Al_2O_3 in an amount greater than or equal to about 2 mol.% and less than or equal to about 10 mol.%. In some embodiments, the amount of Al_2O_3 in the glass composition is greater than or equal to about 4 mol.% and less than or equal to about 8 mol.%. In some other embodiments, the amount of Al_2O_3 in the glass composition is greater than or equal to about 5 mol.% to less than or equal to about 7 mol.%. In some other embodiments, the amount of Al_2O_3 in the glass composition is greater than or equal to about 6 mol.% to less than or equal to about 8 mol.%. In still other embodiments, the amount of Al_2O_3 in the glass composition is greater than or equal to about 5 mol.% to less than or equal to about 6 mol.%.

[0040] The glass compositions also include one or more alkali oxides such as Na_2O and/or K_2O . The alkali oxides facilitate the ion exchangeability of the glass composition and, as such, facilitate chemically strengthening the glass. The alkali oxide may include one or more of Na_2O and K_2O . The alkali oxides are generally present in the glass composition in a total concentration of Y mol.%. In some embodiments described herein, Y may be greater than about 2 mol.% and less than or equal to about 18 mol.%. In some other embodiments, Y may be greater than about 8 mol.%, greater than about 9 mol.%, greater than about 10 mol.% or even greater than about 11 mol.%. For example, in some embodiments described herein Y is greater than or equal to about 8 mol.% and less than or equal to about 18 mol.%. In still other embodiments, Y may be greater than or equal to about 9 mol.% and less than or equal to about 14 mol.%.

[0041] The ion exchangeability of the glass composition is primarily imparted to the glass composition by the amount of the alkali oxide Na_2O initially present in the glass composition prior to ion exchange. Accordingly, in the embodiments of the glass compositions described herein, the alkali oxide present in the glass composition includes at least Na_2O . Specifically, in order to achieve the desired compressive strength and depth of layer in the glass composition upon ion exchange strengthening, the glass compositions include Na_2O in an amount from about 2 mol.% to about 15 mol.% based on the molecular weight of the glass

composition. In some embodiments the glass composition includes at least about 8 mol.% of Na_2O based on the molecular weight of the glass composition. For example, the concentration of Na_2O may be greater than 9 mol.%, greater than 10 mol.% or even greater than 11 mol.%. In some embodiments, the concentration of Na_2O may be greater than or equal to 9 mol.% or even greater than or equal to 10 mol.%. For example, in some embodiments the glass composition may include Na_2O in an amount greater than or equal to about 9 mol.% and less than or equal to about 15 mol.% or even greater than or equal to about 9 mol.% and less than or equal to 13 mol.%.

[0042] As noted above, the alkali oxide in the glass composition may further include K_2O . The amount of K_2O present in the glass composition also relates to the ion exchangeability of the glass composition. Specifically, as the amount of K_2O present in the glass composition increases, the compressive stress obtainable through ion exchange decreases as a result of the exchange of potassium and sodium ions. Accordingly, it is desirable to limit the amount of K_2O present in the glass composition. In some embodiments, the amount of K_2O is greater than or equal to 0 mol.% and less than or equal to 3 mol.%. In some embodiments, the amount of K_2O is less or equal to 2 mol.% or even less than or equal to 1.0 mol.%. In embodiments where the glass composition includes K_2O , the K_2O may be present in a concentration greater than or equal to about 0.01 mol.% and less than or equal to about 3.0 mol.% or even greater than or equal to about 0.01 mol.% and less than or equal to about 2.0 mol.%. In some embodiments, the amount of K_2O present in the glass composition is greater than or equal to about 0.01 mol.% and less than or equal to about 1.0 mol.%. Accordingly, it should be understood that K_2O need not be present in the glass composition. However, when K_2O is included in the glass composition, the amount of K_2O is generally less than about 3 mol.% based on the molecular weight of the glass composition.

[0043] Alkaline earth oxides may be present in the composition to improve the meltability of the glass batch materials and increase the chemical durability of the glass composition. In the glass compositions described herein, the total mol.% of alkaline earth oxides present in the glass compositions is generally less than the total mol.% of alkali oxides present in the glass compositions in order to improve the ion exchangeability of the glass composition. In the embodiments described herein, the glass compositions generally include from about 3 mol.% to about 13 mol.% of alkaline earth oxide. In some of these embodiments, the amount of

alkaline earth oxide in the glass composition may be from about 4 mol.% to about 8 mol.% or even from about 4 mol.% to about 7 mol.%.

[0044] The alkaline earth oxide in the glass composition may include MgO, CaO, SrO, BaO or combinations thereof. In some embodiments, the alkaline earth oxide includes MgO, CaO or combinations thereof. For example, in the embodiments described herein the alkaline earth oxide includes MgO. MgO is present in the glass composition in an amount which is greater than or equal to about 3 mol.% and less than or equal to about 8 mol.% MgO. In some embodiments, MgO may be present in the glass composition in an amount which is greater than or equal to about 3 mol.% and less than or equal to about 7 mol.% or even greater than or equal to 4 mol.% and less than or equal to about 7 mol.% by molecular weight of the glass composition.

[0045] In some embodiments, the alkaline earth oxide may further include CaO. In these embodiments CaO is present in the glass composition in an amount from about 0 mol.% to less than or equal to 6 mol.% by molecular weight of the glass composition. For example, the amount of CaO present in the glass composition may be less than or equal to 5 mol.%, less than or equal to 4 mol.%, less than or equal to 3 mol.%, or even less than or equal to 2 mol.%. In some of these embodiments, CaO may be present in the glass composition in an amount greater than or equal to about 0.1 mol.% and less than or equal to about 1.0 mol.%. For example, CaO may be present in the glass composition in an amount greater than or equal to about 0.2 mol.% and less than or equal to about 0.7 mol.% or even in an amount greater than or equal to about 0.3 mol.% and less than or equal to about 0.6 mol.%.

[0046] In the embodiments described herein, the glass compositions are generally rich in MgO, (i.e., the concentration of MgO in the glass composition is greater than the concentration of the other alkaline earth oxides in the glass composition including, without limitation, CaO). Forming the glass composition such that the glass composition is MgO-rich improves the hydrolytic resistance of the resultant glass, particularly following ion exchange strengthening. Moreover, glass compositions which are MgO-rich generally exhibit improved ion exchange performance relative to glass compositions which are rich in other alkaline earth oxides. Specifically, glasses formed from MgO-rich glass compositions generally have a greater diffusivity than glass compositions which are rich in other alkaline earth oxides, such as CaO. The greater diffusivity enables the formation of a deeper depth of layer in the glass. MgO-rich glass compositions also enable a higher compressive stress to be

achieved in the surface of the glass compared to glass compositions which are rich in other alkaline earth oxides such as CaO. In addition, it is generally understood that as the ion exchange process proceeds and alkali ions penetrate more deeply into the glass, the maximum compressive stress achieved at the surface of the glass may decrease with time. However, glasses formed from glass compositions which are MgO-rich exhibit a lower reduction in compressive stress than glasses formed from glass compositions that are CaO-rich or rich in other alkaline earth oxides (i.e., glasses which are MgO-poor). Thus, MgO-rich glass compositions enable glasses which have higher compressive stress at the surface and greater depths of layer than glasses which are rich in other alkaline earth oxides.

[0047] In order to fully realize the benefits of MgO in the glass compositions described herein, it has been determined that the ratio of the concentration of CaO to the sum of the concentration of CaO and the concentration of MgO in mol. % (i.e., $(\text{CaO}/(\text{CaO}+\text{MgO}))$) should be minimized. Specifically, it has been determined that $(\text{CaO}/(\text{CaO}+\text{MgO}))$ should be less than or equal to 0.5. In some embodiments $(\text{CaO}/(\text{CaO}+\text{MgO}))$ is less than or equal to 0.3 or even less than or equal to 0.2. In some other embodiments $(\text{CaO}/(\text{CaO}+\text{MgO}))$ may even be less than or equal to 0.1.

[0048] Boron oxide (B_2O_3) is a flux which may be added to glass compositions to reduce the viscosity at a given temperature (e.g., the strain, anneal and softening temperatures) thereby improving the formability of the glass. However, it has been found that additions of boron significantly decrease the diffusivity of sodium and potassium ions in the glass composition which, in turn, adversely impacts the ion exchange performance of the resultant glass. In particular, it has been found that additions of boron significantly increase the time required to achieve a given depth of layer relative to glass compositions which are boron free. Accordingly, in some embodiments described herein, the amount of boron added to the glass composition is minimized in order to improve the ion exchange performance of the glass composition.

[0049] For example, it has been determined that the impact of boron on the ion exchange performance of a glass composition can be mitigated by controlling the ratio of the concentration of B_2O_3 to the difference between the total concentration of the alkali oxides (i.e., R_2O , where R is the alkali metals) and alumina (i.e., B_2O_3 (mol.%) / (R_2O (mol.%) - Al_2O_3 (mol.%)). In particular, it has been determined that when the ratio of B_2O_3 / ($\text{R}_2\text{O} - \text{Al}_2\text{O}_3$) is greater than or equal to about 0 and less than about 0.3 or even less than about 0.2, the

diffusivities of alkali oxides in the glass compositions are not diminished and, as such, the ion exchange performance of the glass composition is maintained. Accordingly, in some embodiments, the ratio of $B_2O_3 / (R_2O-Al_2O_3)$ is greater than 0 and less than or equal to 0.3. In some of these embodiments, the ratio of $B_2O_3 / (R_2O-Al_2O_3)$ is greater than 0 and less than or equal to 0.2. In some embodiments, the ratio of $B_2O_3 / (R_2O-Al_2O_3)$ is greater than 0 and less than or equal to 0.15 or even less than or equal to 0.1. In some other embodiments, the ratio of $B_2O_3 / (R_2O-Al_2O_3)$ may be greater than 0 and less than or equal to 0.05. Maintaining the ratio $B_2O_3 / (R_2O-Al_2O_3)$ to be less than or equal to 0.3 or even less than or equal to 0.2 permits the inclusion of B_2O_3 to lower the strain point, anneal point and softening point of the glass composition without the B_2O_3 adversely impacting the ion exchange performance of the glass.

[0050] In the embodiments described herein, the concentration of B_2O_3 in the glass composition is generally less than or equal to about 4 mol.%, less than or equal to about 3 mol.%, less than or equal to about 2 mol.%, or even less than or equal to 1 mol.%. For example, in embodiments where B_2O_3 is present in the glass composition, the concentration of B_2O_3 may be greater than about 0.01 mol.% and less than or equal to 4 mol.%. In some of these embodiments, the concentration of B_2O_3 may be greater than about 0.01 mol.% and less than or equal to 3 mol.%. In some embodiments, the B_2O_3 may be present in an amount greater than or equal to about 0.01 mol.% and less than or equal to 2 mol.%, or even less than or equal to 1.5 mol.%. Alternatively, the B_2O_3 may be present in an amount greater than or equal to about 1 mol.% and less than or equal to 4 mol.%, greater than or equal to about 1 mol.% and less than or equal to 3 mol.% or even greater than or equal to about 1 mol.% and less than or equal to 2 mol.%. In some of these embodiments, the concentration of B_2O_3 may be greater than or equal to about 0.1 mol.% and less than or equal to 1.0 mol.%.

[0051] While in some embodiments the concentration of B_2O_3 in the glass composition is minimized to improve the forming properties of the glass without detracting from the ion exchange performance of the glass, in some other embodiments the glass compositions are free from boron and compounds of boron such as B_2O_3 . Specifically, it has been determined that forming the glass composition without boron or compounds of boron improves the ion exchangeability of the glass compositions by reducing the process time and/or temperature required to achieve a specific value of compressive stress and/or depth of layer.

[0052] In some embodiments of the glass compositions described herein, the glass compositions are free from phosphorous and compounds containing phosphorous including, without limitation, P_2O_5 . Specifically, it has been determined that formulating the glass composition without phosphorous or compounds of phosphorous increases the chemical durability of the glass composition.

[0053] In addition to the SiO_2 , Al_2O_3 , alkali oxides and alkaline earth oxides, the glass compositions described herein may optionally further comprise one or more fining agents such as, for example, SnO_2 , As_2O_3 , and/or Cl^- (from $NaCl$ or the like). When a fining agent is present in the glass composition, the fining agent may be present in an amount less than or equal to about 1 mol.% or even less than or equal to about 0.4 mol.%. For example, in some embodiments the glass composition may include SnO_2 as a fining agent. In these embodiments SnO_2 may be present in the glass composition in an amount greater than about 0 mol.% and less than or equal to about 1 mol.% or even an amount greater than or equal to about 0.01 mol.% and less than or equal to about 0.30 mol.%.

[0054] Moreover, the glass compositions described herein may comprise one or more additional metal oxides to further improve the chemical durability of the glass composition. For example, the glass composition may further include ZnO , TiO_2 , or ZrO_2 , each of which further improves the resistance of the glass composition to chemical attack. In these embodiments, the additional metal oxide may be present in an amount which is greater than or equal to about 0 mol.% and less than or equal to about 2 mol.%. For example, when the additional metal oxide is ZnO , the ZnO may be present in an amount greater than or equal to 1 mol.% and less than or equal to about 2 mol.%. When the additional metal oxide is ZrO_2 or TiO_2 , the ZrO_2 or TiO_2 may be present in an amount less than or equal to about 1 mol.%.

[0055] As noted above, the presence of alkali oxides in the glass composition facilitates chemically strengthening the glass by ion exchange. Specifically, alkali ions, such as potassium ions, sodium ions and the like, are sufficiently mobile in the glass to facilitate ion exchange. In some embodiments, the glass composition is ion exchangeable to form a compressive stress layer having a depth of layer greater than or equal to 10 μm . In some embodiments, the depth of layer may be greater than or equal to about 25 μm or even greater than or equal to about 50 μm . In some other embodiments, the depth of the layer may be greater than or equal to 75 μm or even greater than or equal to 100 μm . In still other embodiments, the depth of layer may be greater than or equal to 10 μm and less than or equal

to about 100 μm . The associated surface compressive stress may be greater than or equal to about 250 MPa, greater than or equal to 300 MPa or even greater than or equal to about 350 MPa after the glass composition is treated in a salt bath of 100% molten KNO_3 at a temperature of 350°C to 500°C for a time period of less than about 30 hours or even about less than 20 hours.

[0056] The glass articles formed from the glass compositions described herein may have a hydrolytic resistance of HGB2 or even HGB1 under ISO 719 and/or a hydrolytic resistance of HGA2 or even HGA1 under ISO 720 (as described further herein) in addition to having improved mechanical characteristics due to ion exchange strengthening. In some embodiments described herein the glass articles may have compressive stress layers which extend from the surface into the glass article to a depth of layer greater than or equal to 25 μm or even greater than or equal to 35 μm . In some embodiments, the depth of layer may be greater than or equal to 40 μm or even greater than or equal to 50 μm . The surface compressive stress of the glass article may be greater than or equal to 250 MPa, greater than or equal to 350 MPa, or even greater than or equal to 400 MPa. The glass compositions described herein facilitate achieving the aforementioned depths of layer and surface compressive stresses more rapidly and/or at lower temperatures than conventional glass compositions due to the enhanced alkali ion diffusivity of the glass compositions as described hereinabove. For example, the depths of layer (i.e., greater than or equal to 25 μm) and the compressive stresses (i.e., greater than or equal to 250 MPa) may be achieved by ion exchanging the glass article in a molten salt bath of 100% KNO_3 (or a mixed salt bath of KNO_3 and NaNO_3) for a time period of less than or equal to 5 hours, or even less than or equal to 4.5 hours, at a temperature less than or equal to 500°C or even less than or equal to 450°C. In some embodiments, the time period for achieving these depths of layer and compressive stresses may be less than or equal to 4 hours or even less than or equal to 3.5 hours. The temperature for achieving these depths of layers and compressive stresses may be less than or equal to 400°C or even less than or equal to 350°C.

[0057] These improved ion exchange characteristics can be achieved when the glass composition has a threshold diffusivity of greater than about 16 $\mu\text{m}^2/\text{hr}$ at a temperature less than or equal to 450°C or even greater than or equal to 20 $\mu\text{m}^2/\text{hr}$ at a temperature less than or equal to 450°C. In some embodiments, the threshold diffusivity may be greater than or equal to about 25 $\mu\text{m}^2/\text{hr}$ at a temperature less than or equal to 450°C or even 30 $\mu\text{m}^2/\text{hr}$ at a

temperature less than or equal to 450°C. In some other embodiments, the threshold diffusivity may be greater than or equal to about 35 $\mu\text{m}^2/\text{hr}$ at a temperature less than or equal to 450°C or even 40 $\mu\text{m}^2/\text{hr}$ at a temperature less than or equal to 450°C. In still other embodiments, the threshold diffusivity may be greater than or equal to about 45 $\mu\text{m}^2/\text{hr}$ at a temperature less than or equal to 450°C or even 50 $\mu\text{m}^2/\text{hr}$ at a temperature less than or equal to 450°C.

[0058] The glass compositions described herein may generally have a strain point greater than or equal to about 525°C and less than or equal to about 650°C. The glasses may also have an anneal point greater than or equal to about 560°C and less than or equal to about 725°C and a softening point greater than or equal to about 750°C and less than or equal to about 960°C.

[0059] In the embodiments described herein the glass compositions have a CTE of less than about $70 \times 10^{-7} \text{K}^{-1}$ or even less than about $60 \times 10^{-7} \text{K}^{-1}$. These lower CTE values improve the survivability of the glass to thermal cycling or thermal stress conditions relative to glass compositions with higher CTEs.

[0060] Further, as noted hereinabove, the glass compositions are chemically durable and resistant to degradation as determined by the DIN 12116 standard, the ISO 695 standard, and the ISO 720 standard.

[0061] Specifically, the DIN 12116 standard is a measure of the resistance of the glass to decomposition when placed in an acidic solution. In brief, the DIN 12116 standard utilizes a polished glass sample of a known surface area which is weighed and then positioned in contact with a proportional amount of boiling 6M hydrochloric acid for 6 hours. The sample is then removed from the solution, dried and weighed again. The glass mass lost during exposure to the acidic solution is a measure of the acid durability of the sample with smaller numbers indicative of greater durability. The results of the test are reported in units of half-mass per surface area, specifically mg/dm^2 . The DIN 12116 standard is broken into individual classes. Class S1 indicates weight losses of up to 0.7 mg/dm^2 ; Class S2 indicates weight losses from 0.7 mg/dm^2 up to 1.5 mg/dm^2 ; Class S3 indicates weight losses from 1.5 mg/dm^2 up to 15 mg/dm^2 ; and Class S4 indicates weight losses of more than 15 mg/dm^2 .

[0062] The ISO 695 standard is a measure of the resistance of the glass to decomposition when placed in a basic solution. In brief, the ISO 695 standard utilizes a polished glass

sample which is weighed and then placed in a solution of boiling 1M NaOH + 0.5M Na₂CO₃ for 3 hours. The sample is then removed from the solution, dried and weighed again. The glass mass lost during exposure to the basic solution is a measure of the base durability of the sample with smaller numbers indicative of greater durability. As with the DIN 12116 standard, the results of the ISO 695 standard are reported in units of mass per surface area, specifically mg/dm². The ISO 695 standard is broken into individual classes. Class A1 indicates weight losses of up to 75 mg/dm²; Class A2 indicates weight losses from 75 mg/dm² up to 175 mg/dm²; and Class A3 indicates weight losses of more than 175 mg/dm².

[0063] The ISO 720 standard is a measure of the resistance of the glass to degradation in purified, CO₂-free water. In brief, the ISO 720 standard protocol utilizes crushed glass grains which are placed in contact with the purified, CO₂-free water under autoclave conditions (121°C, 2 atm) for 30 minutes. The solution is then titrated colorimetrically with dilute HCl to neutral pH. The amount of HCl required to titrate to a neutral solution is then converted to an equivalent of Na₂O extracted from the glass and reported in µg Na₂O per weight of glass with smaller values indicative of greater durability. The ISO 720 standard is broken into individual types. Type HGA1 is indicative of up to 62 µg extracted equivalent of Na₂O per gram of glass tested; Type HGA2 is indicative of more than 62 µg and up to 527 µg extracted equivalent of Na₂O per gram of glass tested; and Type HGA3 is indicative of more than 527 µg and up to 930 µg extracted equivalent of Na₂O per gram of glass tested.

[0064] The ISO 719 standard is a measure of the resistance of the glass to degradation in purified, CO₂-free water. In brief, the ISO 719 standard protocol utilizes crushed glass grains which are placed in contact with the purified, CO₂-free water at a temperature of 98°C at 1 atmosphere for 30 minutes. The solution is then titrated colorimetrically with dilute HCl to neutral pH. The amount of HCl required to titrate to a neutral solution is then converted to an equivalent of Na₂O extracted from the glass and reported in µg Na₂O per weight of glass with smaller values indicative of greater durability. The ISO 719 standard is broken into individual types. Type HGB1 is indicative of up to 31 µg extracted equivalent of Na₂O; Type HGB2 is indicative of more than 31 µg and up to 62 µg extracted equivalent of Na₂O; Type HGB3 is indicative of more than 62 µg and up to 264 µg extracted equivalent of Na₂O; Type HGB4 is indicative of more than 264 µg and up to 620 µg extracted equivalent of Na₂O; and Type HGB5 is indicative of more than 620 µg and up to 1085 µg extracted equivalent of Na₂O. The glass compositions

described herein have an ISO 719 hydrolytic resistance of type HGB2 or better with some embodiments having a type HGB1 hydrolytic resistance.

[0065] The glass compositions described herein have an acid resistance of at least class S3 according to DIN 12116 both before and after ion exchange strengthening with some embodiments having an acid resistance of at least class S2 or even class S1 following ion exchange strengthening. In some other embodiments, the glass compositions may have an acid resistance of at least class S2 both before and after ion exchange strengthening with some embodiments having an acid resistance of class S1 following ion exchange strengthening. Further, the glass compositions described herein have a base resistance according to ISO 695 of at least class A2 before and after ion exchange strengthening with some embodiments having a class A1 base resistance at least after ion exchange strengthening. The glass compositions described herein also have an ISO 720 type HGA2 hydrolytic resistance both before and after ion exchange strengthening with some embodiments having a type HGA1 hydrolytic resistance after ion exchange strengthening and some other embodiments having a type HGA1 hydrolytic resistance both before and after ion exchange strengthening. The glass compositions described herein have an ISO 719 hydrolytic resistance of type HGB2 or better with some embodiments having a type HGB1 hydrolytic resistance. It should be understood that, when referring to the above referenced classifications according to DIN 12116, ISO 695, ISO 720 and ISO 719, a glass composition or glass article which has “at least” a specified classification means that the performance of the glass composition is as good as or better than the specified classification. For example, a glass article which has a DIN 12116 acid resistance of “at least class S2” may have a DIN 12116 classification of either S1 or S2.

[0066] The glass compositions described herein are formed by mixing a batch of glass raw materials (e.g., powders of SiO₂, Al₂O₃, alkali oxides, alkaline earth oxides and the like) such that the batch of glass raw materials has the desired composition. Thereafter, the batch of glass raw materials is heated to form a molten glass composition which is subsequently cooled and solidified to form the glass composition. During solidification (i.e., when the glass composition is plastically deformable) the glass composition may be shaped using standard forming techniques to shape the glass composition into a desired final form. Alternatively, the glass article may be shaped into a stock form, such as a sheet, tube or the like, and subsequently reheated and formed into the desired final form.

[0067] The glass compositions described herein may be shaped into glass articles having various forms such as, for example, sheets, tubes or the like. However, given the chemical durability of the glass composition, the glass compositions described herein are particularly well suited for use in the formation of glass articles used as pharmaceutical packages or pharmaceutical containers for containing pharmaceutical compositions, such as liquids, powders and the like. For example, the glass compositions described herein may be used to form glass containers having various shape forms including, without limitation, Vacutainers®, cartridges, syringes, ampoules, bottles, flasks, phials, tubes, beakers, vials or the like. Moreover, the ability to chemically strengthen the glass compositions through ion exchange can be utilized to improve the mechanical durability of such pharmaceutical packaging or glass articles formed from the glass composition. Accordingly, it should be understood that, in at least one embodiment, the glass compositions are incorporated in a pharmaceutical package in order to improve the chemical durability and/or the mechanical durability of the pharmaceutical packaging.

Examples

[0068] The embodiments of the glass compositions described herein will be further clarified by the following examples.

EXAMPLE 1

[0069] Six exemplary inventive glass compositions (compositions A-F) were prepared. The specific compositions of each exemplary glass composition are reported below in Table 1. Multiple samples of each exemplary glass composition were produced. One set of samples of each composition was ion exchanged in a molten salt bath of 100% KNO₃ at a temperature of 450 °C for at least 5 hours to induce a compressive layer in the surface of the sample. The compressive layer had a surface compressive stress of at least 500 MPa and a depth of layer of at least 45 μm.

[0070] The chemical durability of each exemplary glass composition was then determined utilizing the DIN 12116 standard, the ISO 695 standard, and the ISO 720 standard described above. Specifically, non-ion exchanged test samples of each exemplary glass composition were subjected to testing according to one of the DIN 12116 standard, the ISO 695 standard, or the ISO 720 standard to determine the acid resistance, the base resistance or the hydrolytic resistance of the test sample, respectively. The hydrolytic resistance of the ion exchanged

samples of each exemplary composition was determined according to the ISO 720 standard. To determine the hydrolytic resistance of the ion exchanged samples, the glass was crushed to the grain size required in the ISO 720 standard, ion exchanged ion exchanged in a molten salt bath of 100% KNO_3 at a temperature of 450 °C for at least 5 hours to induce a compressive stress layer in the individual grains of glass, and then tested according to the ISO 720 standard. The average results of all samples tested are reported below in Table 1.

[0071] As shown in Table 1, exemplary glass compositions A-F all demonstrated a glass mass loss of less than 5 mg/dm^2 and greater than 1 mg/dm^2 following testing according to the DIN 12116 standard with exemplary glass composition E having the lowest glass mass loss at 1.2 mg/dm^2 . Accordingly, each of the exemplary glass compositions were classified in at least class S3 of the DIN 12116 standard, with exemplary glass composition E classified in class S2. Based on these test results, it is believed that the acid resistance of the glass samples improves with increased SiO_2 content.

[0072] Further, exemplary glass compositions A-F all demonstrated a glass mass loss of less than 80 mg/dm^2 following testing according to the ISO 695 standard with exemplary glass composition A having the lowest glass mass loss at 60 mg/dm^2 . Accordingly, each of the exemplary glass compositions were classified in at least class A2 of the ISO 695 standard, with exemplary glass compositions A, B, D and F classified in class A1. In general, compositions with higher silica content exhibited lower base resistance and compositions with higher alkali/alkaline earth content exhibited greater base resistance.

[0073] Table 1 also shows that the non-ion exchanged test samples of exemplary glass compositions A-F all demonstrated a hydrolytic resistance of at least Type HGA2 following testing according to the ISO 720 standard with exemplary glass compositions C-F having a hydrolytic resistance of Type HGA1. The hydrolytic resistance of exemplary glass compositions C-F is believed to be due to higher amounts of SiO_2 and the lower amounts of Na_2O in the glass compositions relative to exemplary glass compositions A and B.

[0074] Moreover, the ion exchanged test samples of exemplary glass compositions B-F demonstrated lower amounts of extracted Na_2O per gram of glass than the non-ion exchanged test samples of the same exemplary glass compositions following testing according to the ISO 720 standard.

Table 1: Composition and Properties of Exemplary Glass Compositions

| | Composition in mole % | | | | | |
|---|-----------------------|--------------|--------------|--------------|--------------|--------------|
| | A | B | C | D | E | F |
| SiO ₂ | 70.8 | 72.8 | 74.8 | 76.8 | 76.8 | 77.4 |
| Al ₂ O ₃ | 7.5 | 7 | 6.5 | 6 | 6 | 7 |
| Na ₂ O | 13.7 | 12.7 | 11.7 | 10.7 | 11.6 | 10 |
| K ₂ O | 1 | 1 | 1 | 1 | 0.1 | 0.1 |
| MgO | 6.3 | 5.8 | 5.3 | 4.8 | 4.8 | 4.8 |
| CaO | 0.5 | 0.5 | 0.5 | 0.5 | 0.5 | 0.5 |
| SnO ₂ | 0.2 | 0.2 | 0.2 | 0.2 | 0.2 | 0.2 |
| DIN 12116 (mg/dm ²) classification | 3.2 S3 | 2.0 S3 | 1.7 S3 | 1.6 S3 | 1.2 S2 | 1.7 S3 |
| ISO 695 (mg/dm ²) classification | 60.7 A1 | 65.4 A1 | 77.9 A2 | 71.5 A1 | 76.5 A2 | 62.4 A1 |
| ISO 720 (μg Na ₂ O/g glass) classification | 100.7 HGA2 | 87.0 HGA2 | 54.8 HGA1 | 57.5 HGA1 | 50.7 HGA1 | 37.7 HGA1 |
| ISO 720 (with IX) (μg Na ₂ O/g glass) classification | 60.3 HGA1 | 51.9 HGA1 | 39.0 HGA1 | 30.1 HGA1 | 32.9 HGA1 | 23.3 HGA1 |

EXAMPLE 2

[0075] Three exemplary inventive glass compositions (compositions G-I) and three comparative glass compositions (compositions 1-3) were prepared. The ratio of alkali oxides to alumina (i.e., Y:X) was varied in each of the compositions in order to assess the effect of this ratio on various properties of the resultant glass melt and glass. The specific compositions of each of the exemplary inventive glass compositions and the comparative glass compositions are reported in Table 2. The strain point, anneal point, and softening point of melts formed from each of the glass compositions were determined and are reported in Table 2. In addition, the coefficient of thermal expansion (CTE), density, and stress optic coefficient (SOC) of the resultant glasses were also determined and are reported in Table 2. The hydrolytic resistance of glass samples formed from each exemplary inventive glass composition and each comparative glass composition was determined according to the ISO 720 Standard both before ion exchange and after ion exchange in a molten salt bath of 100% KNO₃ at 450°C for 5 hours. For those samples that were ion exchanged, the compressive stress was determined with a fundamental stress meter (FSM) instrument, with the compressive stress value based on the measured stress optical coefficient (SOC). The FSM instrument couples light into and out of the birefringent glass surface. The measured birefringence is then related to stress through a material constant, the stress-optic or photoelastic coefficient (SOC or PEC) and two parameters are obtained: the maximum surface compressive stress (CS) and the exchanged depth of layer (DOL). The diffusivity of

the alkali ions in the glass and the change in stress per square root of time were also determined. The diffusivity (D) of the glass is calculated from the measured depth of layer (DOL) and the ion exchange time (t) according to the relationship: $DOL = \sim 1.4 * \sqrt{4 * D * t}$. Diffusivity increases with temperature according to an Arrhenius relationship, and, as such, it is reported at a specific temperature.

[0076] Table 2: Glass properties as a function of alkali to alumina ratio

| | Composition Mole% | | | | | |
|---|-------------------|--------|--------|--------|--------|--------|
| | G | H | I | 1 | 2 | 3 |
| SiO ₂ | 76.965 | 76.852 | 76.962 | 76.919 | 76.960 | 77.156 |
| Al ₂ O ₃ | 5.943 | 6.974 | 7.958 | 8.950 | 4.977 | 3.997 |
| Na ₂ O | 11.427 | 10.473 | 9.451 | 8.468 | 12.393 | 13.277 |
| K ₂ O | 0.101 | 0.100 | 0.102 | 0.105 | 0.100 | 0.100 |
| MgO | 4.842 | 4.878 | 4.802 | 4.836 | 4.852 | 4.757 |
| CaO | 0.474 | 0.478 | 0.481 | 0.480 | 0.468 | 0.462 |
| SnO ₂ | 0.198 | 0.195 | 0.197 | 0.197 | 0.196 | 0.196 |
| | | | | | | |
| Strain (°C) | 578 | 616 | 654 | 683 | 548 | 518 |
| Anneal (°C) | 633 | 674 | 716 | 745 | 600 | 567 |
| Softening (°C) | 892 | 946 | 1003 | 1042 | 846 | 798 |
| Expansion (10 ⁻⁷ K ⁻¹) | 67.3 | 64.3 | 59.3 | 55.1 | 71.8 | 74.6 |
| Density (g/cm ³) | 2.388 | 2.384 | 2.381 | 2.382 | 2.392 | 2.396 |
| SOC (nm/mm/Mpa) | 3.127 | 3.181 | 3.195 | 3.232 | 3.066 | 3.038 |
| | | | | | | |
| ISO720 (non-IX) | 88.4 | 60.9 | 47.3 | 38.4 | 117.1 | 208.1 |
| ISO720 (IX450°C-5hr) | 25.3 | 26 | 20.5 | 17.8 | 57.5 | 102.5 |
| | | | | | | |
| R ₂ O/Al ₂ O ₃ | 1.940 | 1.516 | 1.200 | 0.958 | 2.510 | 3.347 |
| CS@t=0 (MPa) | 708 | 743 | 738 | 655 | 623 | 502 |
| CS/√t (MPa/hr ^{1/2}) | -35 | -24 | -14 | -7 | -44 | -37 |
| D (μm ² /hr) | 52.0 | 53.2 | 50.3 | 45.1 | 51.1 | 52.4 |

[0077] The data in Table 2 indicates that the alkali to alumina ratio Y:X influences the melting behavior, hydrolytic resistance, and the compressive stress obtainable through ion exchange strengthening. In particular, FIG. 1 graphically depicts the strain point, anneal point, and softening point as a function of Y:X ratio for the glass compositions of Table 2. FIG. 1 demonstrates that, as the ratio of Y:X decreases below 0.9, the strain point, anneal point, and softening point of the glass rapidly increase. Accordingly, to obtain a glass which is readily meltable and formable, the ratio Y:X should be greater than or equal to 0.9 or even greater than or equal to 1.

[0078] Further, the data in Table 2 indicates that the diffusivity of the glass compositions generally decreases with the ratio of Y:X. Accordingly, to achieve glasses that can be rapidly

ion exchanged in order to reduce process times (and costs) the ratio of Y:X should be greater than or equal to 0.9 or even greater than or equal to 1.

[0079] Moreover, FIG. 2 indicates that for a given ion exchange time and ion exchange temperature, the maximum compressive stresses are obtained when the ratio of Y:X is greater than or equal to about 0.9, or even greater than or equal to about 1, and less than or equal to about 2, specifically greater than or equal to about 1.3 and less than or equal to about 2.0. Accordingly, the maximum improvement in the load bearing strength of the glass can be obtained when the ratio of Y:X is greater than about 1 and less than or equal to about 2. It is generally understood that the maximum stress achievable by ion exchange will decay with increasing ion-exchange duration as indicated by the stress change rate (i.e., the measured compressive stress divided by the square root of the ion exchange time). FIG. 2 generally shows that the stress change rate decreases as the ratio Y:X decreases.

[0080] FIG. 3 graphically depicts the hydrolytic resistance (y-axis) as a function of the ratio Y:X (x-axis). As shown in FIG. 3, the hydrolytic resistance of the glasses generally improves as the ratio Y:X decreases.

[0081] Based on the foregoing it should be understood that glasses with good melt behavior, superior ion exchange performance, and superior hydrolytic resistance can be achieved by maintaining the ratio Y:X in the glass from greater than or equal to about 0.9, or even greater than or equal to about 1, and less than or equal to about 2.

EXAMPLE 3

[0082] Three exemplary inventive glass compositions (compositions J-L) and three comparative glass compositions (compositions 4-6) were prepared. The concentration of MgO and CaO in the glass compositions was varied to produce both MgO-rich compositions (i.e., compositions J-L and 4) and CaO-rich compositions (i.e., compositions 5-6). The relative amounts of MgO and CaO were also varied such that the glass compositions had different values for the ratio $(\text{CaO}/(\text{CaO}+\text{MgO}))$. The specific compositions of each of the exemplary inventive glass compositions and the comparative glass compositions are reported below in Table 3. The properties of each composition were determined as described above with respect to Example 2.

[0083] Table 3: Glass properties as function of CaO content

| Composition Mole% | | | | | | |
|---|-------|-------|-------|-------|-------|-------|
| | J | K | L | 4 | 5 | 6 |
| SiO ₂ | 76.99 | 77.10 | 77.10 | 77.01 | 76.97 | 77.12 |
| Al ₂ O ₃ | 5.98 | 5.97 | 5.96 | 5.96 | 5.97 | 5.98 |
| Na ₂ O | 11.38 | 11.33 | 11.37 | 11.38 | 11.40 | 11.34 |
| K ₂ O | 0.10 | 0.10 | 0.10 | 0.10 | 0.10 | 0.10 |
| MgO | 5.23 | 4.79 | 3.78 | 2.83 | 1.84 | 0.09 |
| CaO | 0.07 | 0.45 | 1.45 | 2.46 | 3.47 | 5.12 |
| SnO ₂ | 0.20 | 0.19 | 0.19 | 0.19 | 0.19 | 0.19 |
| | | | | | | |
| Strain (°C) | 585 | 579 | 568 | 562 | 566 | 561 |
| Anneal (°C) | 641 | 634 | 620 | 612 | 611 | 610 |
| Softening (°C) | 902 | 895 | 872 | 859 | 847 | 834 |
| Expansion (10 ⁻⁷ K ⁻¹) | 67.9 | 67.1 | 68.1 | 68.8 | 69.4 | 70.1 |
| Density (g/cm ³) | 2.384 | 2.387 | 2.394 | 2.402 | 2.41 | 2.42 |
| SOC nm/mm/Mpa | 3.12 | 3.08 | 3.04 | 3.06 | 3.04 | 3.01 |
| | | | | | | |
| ISO720 (non-IX) | 83.2 | 83.9 | 86 | 86 | 88.7 | 96.9 |
| ISO720 (IX450°C-5hr) | 29.1 | | 28.4 | 33.2 | 37.3 | 40.1 |
| | | | | | | |
| Fraction of RO as CaO | 0.014 | 0.086 | 0.277 | 0.465 | 0.654 | 0.982 |
| CS@t=0 (MPa) | 707 | 717 | 713 | 689 | 693 | 676 |
| CS/√t (MPa/hr ^{1/2}) | -36 | -37 | -39 | -38 | -43 | -44 |
| D (μm ² /hr) | 57.2 | 50.8 | 40.2 | 31.4 | 26.4 | 20.7 |

[0084] FIG. 4 graphically depicts the diffusivity D of the compositions listed in Table 3 as a function of the ratio (CaO/(CaO+MgO)). Specifically, FIG. 4 indicates that as the ratio (CaO/(CaO+MgO)) increases, the diffusivity of alkali ions in the resultant glass decreases thereby diminishing the ion exchange performance of the glass. This trend is supported by the data in Table 3 and FIG. 5. FIG. 5 graphically depicts the maximum compressive stress and stress change rate (y-axes) as a function of the ratio (CaO/(CaO+MgO)). FIG. 5 indicates that as the ratio (CaO/(CaO+MgO)) increases, the maximum obtainable compressive stress decreases for a given ion exchange temperature and ion exchange time. FIG. 5 also indicates that as the ratio (CaO/(CaO+MgO)) increases, the stress change rate increases (i.e., becomes more negative and less desirable).

[0085] Accordingly, based on the data in Table 3 and FIGS. 4 and 5, it should be understood that glasses with higher diffusivities can be produced by minimizing the ratio (CaO/(CaO+MgO)). It has been determined that glasses with suitable diffusivities can be produced when the (CaO/(CaO+MgO)) ratio is less than about 0.5. The diffusivity values of the glass when the (CaO/(CaO+MgO)) ratio is less than about 0.5 decreases the ion exchange process times needed to achieve a given compressive stress and depth of layer. Alternatively,

glasses with higher diffusivities due to the ratio (CaO/(CaO+MgO)) may be used to achieve a higher compressive stress and depth of layer for a given ion exchange temperature and ion exchange time.

[0086] Moreover, the data in Table 3 also indicates that decreasing the ratio (CaO/(CaO+MgO)) by increasing the MgO concentration generally improves the resistance of the glass to hydrolytic degradation as measured by the ISO 720 standard.

EXAMPLE 4

[0087] Three exemplary inventive glass compositions (compositions M-O) and three comparative glass compositions (compositions 7-9) were prepared. The concentration of B₂O₃ in the glass compositions was varied from 0 mol.% to about 4.6 mol.% such that the resultant glasses had different values for the ratio B₂O₃/(R₂O-Al₂O₃). The specific compositions of each of the exemplary inventive glass compositions and the comparative glass compositions are reported below in Table 4. The properties of each glass composition were determined as described above with respect to Examples 2 and 3.

[0088] Table 4: Glass properties as a function of B₂O₃ content

| Composition Mole% | | | | | | |
|---|--------|--------|--------|--------|--------|--------|
| | M | N | O | 7 | 8 | 9 |
| SiO ₂ | 76.860 | 76.778 | 76.396 | 74.780 | 73.843 | 72.782 |
| Al ₂ O ₃ | 5.964 | 5.948 | 5.919 | 5.793 | 5.720 | 5.867 |
| B ₂ O ₃ | 0.000 | 0.214 | 0.777 | 2.840 | 4.443 | 4.636 |
| Na ₂ O | 11.486 | 11.408 | 11.294 | 11.036 | 10.580 | 11.099 |
| K ₂ O | 0.101 | 0.100 | 0.100 | 0.098 | 0.088 | 0.098 |
| MgO | 4.849 | 4.827 | 4.801 | 4.754 | 4.645 | 4.817 |
| CaO | 0.492 | 0.480 | 0.475 | 0.463 | 0.453 | 0.465 |
| SnO ₂ | 0.197 | 0.192 | 0.192 | 0.188 | 0.183 | 0.189 |
| | | | | | | |
| Strain (°C) | 579 | 575 | 572 | 560 | 552 | 548 |
| Anneal (°C) | 632 | 626 | 622 | 606 | 597 | 590 |
| Softening (°C) | 889 | 880 | 873 | 836 | 816 | 801 |
| Expansion (10 ⁻⁷ K ⁻¹) | 68.3 | 67.4 | 67.4 | 65.8 | 64.1 | 67.3 |
| Density (g/cm ³) | 2.388 | 2.389 | 2.390 | 2.394 | 2.392 | 2.403 |
| SOC (nm/mm/MPa) | 3.13 | 3.12 | 3.13 | 3.17 | 3.21 | 3.18 |
| | | | | | | |
| ISO720 (non-IX) | 86.3 | 78.8 | 68.5 | 64.4 | 52.7 | 54.1 |
| ISO720 (IX450°C-5hr) | 32.2 | 30.1 | 26 | 24.7 | 22.6 | 26.7 |
| | | | | | | |
| B ₂ O ₃ /(R ₂ O-Al ₂ O ₃) | 0.000 | 0.038 | 0.142 | 0.532 | 0.898 | 0.870 |
| CS@t=0 (MPa) | 703 | 714 | 722 | 701 | 686 | 734 |
| CS/√t (MPa/hr ^{1/2}) | -38 | -38 | -38 | -33 | -32 | -39 |

| | | | | | | |
|---------------------------------|------|------|------|------|------|------|
| D ($\mu\text{m}^2/\text{hr}$) | 51.7 | 43.8 | 38.6 | 22.9 | 16.6 | 15.6 |
|---------------------------------|------|------|------|------|------|------|

[0089] FIG. 6 graphically depicts the diffusivity D (y-axis) of the glass compositions in Table 4 as a function of the ratio $\text{B}_2\text{O}_3/(\text{R}_2\text{O}-\text{Al}_2\text{O}_3)$ (x-axis) for the glass compositions of Table 4. As shown in FIG. 6, the diffusivity of alkali ions in the glass generally decreases as the ratio $\text{B}_2\text{O}_3/(\text{R}_2\text{O}-\text{Al}_2\text{O}_3)$ increases.

[0090] FIG. 7 graphically depicts the hydrolytic resistance according to the ISO 720 standard (y-axis) as a function of the ratio $\text{B}_2\text{O}_3/(\text{R}_2\text{O}-\text{Al}_2\text{O}_3)$ (x-axis) for the glass compositions of Table 4. As shown in FIG. 6, the hydrolytic resistance of the glass compositions generally improves as the ratio $\text{B}_2\text{O}_3/(\text{R}_2\text{O}-\text{Al}_2\text{O}_3)$ increases.

[0091] Based on FIGS. 6 and 7, it should be understood that minimizing the ratio $\text{B}_2\text{O}_3/(\text{R}_2\text{O}-\text{Al}_2\text{O}_3)$ improves the diffusivity of alkali ions in the glass thereby improving the ion exchange characteristics of the glass. Further, increasing the ratio $\text{B}_2\text{O}_3/(\text{R}_2\text{O}-\text{Al}_2\text{O}_3)$ also generally improves the resistance of the glass to hydrolytic degradation. In addition, it has been found that the resistance of the glass to degradation in acidic solutions (as measured by the DIN 12116 standard) generally improves with decreasing concentrations of B_2O_3 . Accordingly, it has been determined that maintaining the ratio $\text{B}_2\text{O}_3/(\text{R}_2\text{O}-\text{Al}_2\text{O}_3)$ to less than or equal to about 0.3 provides the glass with improved hydrolytic and acid resistances as well as providing for improved ion exchange characteristics.

[0092] It should now be understood that the glass compositions described herein exhibit chemical durability as well as mechanical durability following ion exchange. These properties make the glass compositions well suited for use in various applications including, without limitation, pharmaceutical packaging materials.

[0093] Based on the foregoing, it should now be understood that various aspects of glass compositions and glass articles formed from glass compositions are disclosed. According to a first aspect, a glass composition may include: SiO_2 in a concentration greater than about 70 mol.% and Y mol.% alkali oxide. The alkali oxide may include Na_2O in an amount greater than about 8 mol.%. The glass composition may be free of boron and compounds of boron.

[0094] In a second aspect, the glass composition of the first aspect includes SiO_2 in an amount greater than or equal to about 72 mol.%.

[0095] In a third aspect, the glass composition of the first or second aspects is free from phosphorous and compounds of phosphorous.

[0096] In a fourth aspect, the glass composition of any of the first through third aspects further includes X mol.% Al_2O_3 , wherein a ratio of Y:X is greater than 1.

[0097] In a fifth aspect, the glass composition of the ratio of Y:X in the fourth aspect is less than or equal to 2.

[0098] In a sixth aspect, the glass composition of the amount of Al_2O_3 in the fourth or fifth aspects is greater than or equal to about 2 mol.% and less than or equal to about 10 mol.%.

[0099] In a seventh aspect, the glass composition of any of the first through fifth aspects further includes from about 3 mol.% to about 13 mol.% alkaline earth oxide.

[00100] In an eighth aspect, the alkaline earth oxide of the seventh aspect includes MgO and CaO, the CaO is present in an amount greater than or equal to about 0.1 mol.% and less than or equal to about 1.0 mol.%, and a ratio $(\text{CaO (mol.\%)} / (\text{CaO (mol.\%)} + \text{MgO (mol.\%)}))$ is less than or equal to 0.5.

[00101] In a ninth aspect, a glass composition may include greater than about 68 mol.% SiO_2 ; X mol.% Al_2O_3 and Y mol.% alkali oxide; and B_2O_3 . The alkali oxide may include Na_2O in an amount greater than about 8 mol.%. A ratio $(\text{B}_2\text{O}_3 \text{ (mol.\%)} / (\text{Y mol.\%} - \text{X mol.\%}))$ may be greater than 0 and less than 0.3.

[00102] In a tenth aspect, the glass composition of the ninth aspect includes SiO_2 in an amount greater than or equal to about 72 mol.%.

[00103] In an eleventh aspect, the glass composition of the ninth aspect or the tenth aspect includes B_2O_3 in an amount greater than or equal to about 0.01 mol.% and less than or equal to about 4 mol.%.

[00104] In a twelfth aspect, the glass composition of any of the ninth through eleventh aspects, wherein the glass composition has a ratio of Y:X is greater than 1.

[00105] In a thirteenth aspect, the ratio of Y:X of the twelfth aspect is less than or equal to 2.

[00106] A fourteenth aspect includes the glass composition of any of the ninth through thirteenth aspects wherein X is greater than or equal to about 2 mol.% and less than or equal to about 10 mol.%.

[00107] A fifteenth aspect includes the glass composition of any of the ninth through fourteenth aspects wherein the glass composition is free from phosphorous and compounds of phosphorous.

[00108] A sixteenth aspect includes the glass composition of any of the ninth through fifteenth aspects, wherein the glass composition further comprises MgO and CaO, the CaO is present in an amount greater than or equal to about 0.1 mol.% and less than or equal to about 1.0 mol.%, and a ratio $(\text{CaO (mol.\%)} / (\text{CaO (mol.\%)} + \text{MgO (mol.\%)}))$ is less than or equal to 0.5.

[00109] In a seventeenth aspect, a glass article may have a type HGB1 hydrolytic resistance according to ISO 719. The glass article may include greater than about 8 mol.% Na₂O and less than about 4 mol.% B₂O₃.

[00110] In an eighteenth aspect, the glass article of the seventeenth aspect further comprises X mol.% Al₂O₃ and Y mol.% alkali oxide, wherein a ratio $(\text{B}_2\text{O}_3 \text{ (mol.\%)} / (\text{Y mol.\%} - \text{X mol.\%}))$ is greater than 0 and less than 0.3.

[00111] In a nineteenth aspect, the glass article of any of the seventeenth through eighteenth aspects further comprises a compressive stress layer having a surface compressive stress greater than or equal to about 250 MPa.

[00112] A twentieth aspect includes the glass article of any of the seventeenth through nineteenth aspects, wherein the glass article has at least a class S3 acid resistance according to DIN 12116.

[00113] A twenty-first aspect includes the glass article of any of the seventeenth through twentieth aspect in which the glass article has at least a class A2 base resistance according to ISO 695.

[00114] A twenty-second aspect includes the glass article of any of the seventeenth through twenty-first aspects wherein the glass article has a type HGA1 hydrolytic resistance according to ISO 720.

[00115] In a twenty-third aspect, a glass pharmaceutical package may include: SiO₂ in an amount greater than about 70 mol.%; X mol.% Al₂O₃; and Y mol.% alkali oxide. The alkali oxide may include Na₂O in an amount greater than about 8 mol.%. A ratio of a concentration of B₂O₃ (mol.%) in the glass pharmaceutical package to (Y mol.% – X mol.%) may be less than 0.3. The glass pharmaceutical package may also have a type HGB1 hydrolytic resistance according to ISO 719.

[00116] A twenty-fourth aspect includes the glass pharmaceutical package of the twenty-third aspect wherein the amount of SiO₂ is greater than or equal to 72 mol.% and less than or equal to about 78 mol.%.

[00117] A twenty-fifth aspect includes the glass pharmaceutical package of the twenty-third through twenty-fourth aspects wherein X is greater than or equal to about 4 mol.% and less than or equal to about 8 mol.%.

[00118] A twenty-sixth aspect includes the glass pharmaceutical package of the twenty-third through twenty-fifth aspects wherein a ratio of Y:X is greater than 1.

[00119] A twenty-seventh aspect includes the glass pharmaceutical package of the twenty-third through twenty-sixth aspects, wherein a ratio of Y:X is less than 2.

[00120] A twenty-eighth aspect includes the glass pharmaceutical package of the twenty-third through twenty-seventh aspects which further comprises from about 4 mol.% to about 8 mol.% alkaline earth oxide.

[00121] A twenty-ninth aspect includes the glass pharmaceutical package of the twenty-third through twenty-eighth aspects which the further comprises MgO and CaO, CaO is present in an amount greater than or equal to about 0.2 mol.% and less than or equal to about 0.7 mol.% and a ratio (CaO (mol.%) / (CaO (mol.%) + MgO (mol.%))) is less than or equal to 0.5.

[00122] A thirtieth aspect includes the glass pharmaceutical package of the twenty-third through twenty-ninth aspects, wherein the pharmaceutical package has a type HGA1 hydrolytic resistance according to ISO 720.

[00123] In a thirty-first aspect, a glass composition may include from about 70 mol.% to about 80 mol.% SiO₂; from about 3 mol.% to about 13 mol.% alkaline earth oxide; X mol.%

Al₂O₃; and Y mol.% alkali oxide. The alkali oxide may include Na₂O in an amount greater than about 8 mol.%. A ratio of Y:X may be greater than 1 and the glass composition may be free of boron and compounds of boron.

[00124] In a thirty-second aspect, a glass composition may include: from about 72 mol.% to about 78 mol.% SiO₂; from about 4 mol.% to about 8 mol.% alkaline earth oxide; X mol.% Al₂O₃; and Y mol.% alkali oxide. The amount of alkaline earth oxide may be greater than or equal to about 4 mol.% and less than or equal to about 8 mol.%. The alkali oxide may include Na₂O in an amount greater than or equal to about 9 mol.% and less than or equal to about 15 mol.%. A ratio of Y:X may be greater than 1. The glass composition may be free of boron and compounds of boron.

[00125] In a thirty-third aspect, a glass composition may include: from about 68 mol.% to about 80 mol.% SiO₂; from about 3 mol.% to about 13 mol.% alkaline earth oxide; X mol.% Al₂O₃; and Y mol.% alkali oxide. The alkali oxide may include Na₂O in an amount greater than about 8 mol.%. The glass composition may also include B₂O₃. A ratio (B₂O₃ (mol.%)/(Y mol.% – X mol.%)) may be greater than 0 and less than 0.3, and a ratio of Y:X may be greater than 1.

[00126] In a thirty-fourth aspect, a glass composition may include from about 70 mol.% to about 80 mol.% SiO₂; from about 3 mol.% to about 13 mol.% alkaline earth oxide; X mol.% Al₂O₃; and Y mol.% alkali oxide. The alkaline earth oxide may include CaO in an amount greater than or equal to about 0.1 mol.% and less than or equal to about 1.0 mol.%. X may be greater than or equal to about 2 mol.% and less than or equal to about 10 mol.%. The alkali oxide may include from about 0.01 mol.% to about 1.0 mol.% K₂O. A ratio of Y:X may be greater than 1. The glass composition may be free of boron and compounds of boron.

[00127] In a thirty-fifth aspect, a glass composition may include SiO₂ in an amount greater than about 70 mol.% and less than or equal to about 80 mol.%; from about 3 mol.% to about 13 mol.% alkaline earth oxide; X mol.% Al₂O₃; and Y mol.% alkali oxide. The alkali oxide may include Na₂O in an amount greater than about 8 mol.%. A ratio of a concentration of B₂O₃ (mol.%) in the glass composition to (Y mol.% – X mol.%) may be less than 0.3. A ratio of Y:X may be greater than 1.

[00128] In a thirty-sixth aspect, the glass composition of any of the thirty-first through thirty-fifth aspects wherein the SiO₂ is present in an amount less than or equal to 78 mol.%.

[00129] A thirty-seventh aspect includes the glass composition of any of thirty-first through thirty-sixth aspects, wherein an amount of the alkaline earth oxide is greater than or equal to about 4 mol.% and less than or equal to about 8 mol.%.

[00130] A thirty-eighth aspect includes the glass composition of any of the thirty-first through thirty-seventh aspects wherein the alkaline earth oxide comprises MgO and CaO and a ratio $(\text{CaO (mol.\%)} / (\text{CaO (mol.\%)} + \text{MgO (mol.\%)}))$ is less than or equal to 0.5.

[00131] A thirty-ninth aspect includes the glass composition of any of the thirty-first through thirty eighth aspects, wherein the alkaline earth oxide comprises from about 0.1 mol.% to less than or equal to about 1.0 mol.% CaO.

[00132] A fortieth aspect includes, the glass composition of any of the thirty-first through thirty-ninth aspects wherein the alkaline earth oxide comprises from about 3 mol.% to about 7 mol.% MgO.

[00133] A forty-first aspect includes the glass composition of any of the thirty-first, thirty-second, or thirty-fourth aspects, wherein X is greater than or equal to about 2 mol.% and less than or equal to about 10 mol.%.

[00134] A forty-second aspect includes the glass composition of any of the thirty-first through forty-first aspects, wherein the alkali oxide comprises greater than or equal to about 9 mol.% Na₂O and less than or equal to about 15 mol.% Na₂O.

[00135] A forty-third aspect includes the glass composition of any of the thirty-first through forty-second aspects, wherein the ratio of Y:X is less than or equal to 2.

[00136] A forty-fourth aspect includes the glass composition of any of the thirty-first through forty-third aspects, wherein the ratio of Y:X is greater than or equal to 1.3 and less than or equal to 2.0.

[00137] A forty-fifth aspect includes the glass composition of any of the thirty-first through forty-fourth aspects, wherein the alkali oxide further comprises K₂O in an amount less than or equal to about 3 mol.%.

[00138] A forty-sixth aspect includes the glass composition of any of the thirty-first through forty-fifth aspects, wherein the glass composition is free of phosphorous and compounds of phosphorous.

[00139] A forty-seventh includes the glass composition of any of the thirty-first through forty-sixth aspects, wherein the alkali oxide comprises K_2O in an amount greater than or equal to about 0.01 mol.% and less than or equal to about 1.0 mol.%.

[00140] A forty-eighth aspect includes the glass composition of any of the thirty-second or thirty-fourth aspects, wherein an amount of SiO_2 is greater than or equal to about 70 mol.%.

[00141] A forty-ninth aspect includes the glass composition of any of the thirty-second or thirty-fourth aspects, wherein the ratio $(B_2O_3 \text{ (mol.\%)} / (Y \text{ mol.\%} - X \text{ mol.\%}))$ is less than 0.2.

[00142] A fiftieth aspect includes the glass composition of any of the thirty-second or thirty-fourth aspects, wherein an amount of B_2O_3 is less than or equal to about 4.0 mol.%.

[00143] A fifty-first aspect includes the glass composition of the fiftieth aspect, wherein the amount of B_2O_3 is greater than or equal to about 0.01 mol.%.

[00144] A fifty-second aspect includes the glass composition of the thirty-fourth aspect, wherein the glass composition is free from boron and compounds of boron.

[00145] A fifty-third aspect includes the glass composition of any of the thirty-first through thirty-fourth aspects, wherein the concentration of SiO_2 is greater than or equal to about 72 mol.%.

[00146] A fifty-fourth aspect includes the glass composition of any of the thirty-first through fifty-third aspects, wherein the concentration of SiO_2 is greater than or equal to about 73 mol.%.

[00147] In a fifty-fifth aspects, a glass article is formed from the glass composition of any of the thirty-first through fifty-fourth aspects.

[00148] A fifty-sixth aspect includes the glass article of the fifty-fifth aspect, wherein the glass article has a type HGB1 hydrolytic resistance according to ISO 719.

[00149] A fifty-seventh aspect includes the glass article of any of the fifty-fifth through fifty-sixth aspects, wherein the glass article has a type HGA1 hydrolytic resistance according to ISO 720 after ion exchange strengthening.

[00150] A fifty-eighth aspect includes the glass article of any of the fifty-fifth through fifty-seventh aspects, wherein the glass article has a type HGA1 hydrolytic resistance according to ISO 720 before and after ion exchange strengthening.

[00151] A fifty-ninth aspect includes the glass article of any of the fifty-fifth through fifty-eighth aspects, wherein the glass article has at least a class S3 acid resistance according to DIN 12116.

[00152] A sixtieth aspect includes, the glass article of any of the fifty-fifth through fifty-ninth aspects, wherein the glass article has at least a class A2 base resistance according to ISO 695.

[00153] A sixty-first aspect includes the glass article of any of the fifty-fifth through sixtieth aspects, wherein the glass article is a pharmaceutical package.

[00154] A sixty-second aspect includes the glass article of any of the fifty-fifth through sixty-first aspects, wherein the glass article is ion exchange strengthened.

[00155] A sixty-third aspect includes the glass article of any of the fifty-fifth through sixty-second aspects in which the glass article further a compressive stress layer with a depth of layer greater than or equal to 10 μm and a surface compressive stress greater than or equal to 250 MPa.

[00156] In a sixty-fourth aspect, a glass article may have a type HGB1 hydrolytic resistance according to ISO 719. The glass article may also have a threshold diffusivity of greater than 16 $\mu\text{m}^2/\text{hr}$ at a temperature less than or equal to 450°C.

[00157] A sixty-fifth aspect includes the glass article of the sixty-fourth aspect wherein the threshold diffusivity is greater than or equal to 20 $\mu\text{m}^2/\text{hr}$ at a temperature of less than or equal to 450°C.

[00158] A sixty-sixth aspect includes the glass article of any of the sixty-third through sixty-fourth aspects wherein the glass article has a type HGA1 hydrolytic resistance according to ISO 720 after ion exchange strengthening.

[00159] A sixty-seventh aspect includes the glass article of any of the sixty-fourth through sixty-sixth aspects which further comprises a compressive stress with a depth of layer greater than 25 μm .

[00160] A sixty-eighth aspect includes the glass article of the sixty-seventh aspect wherein the depth of layer is greater than 35 μm .

[00161] A sixty-ninth aspect includes the glass article of any of the sixty-third through sixty-eighth aspects wherein the glass article is ion exchange strengthened and the ion exchange strengthening comprises treating the glass article in a molten salt bath for a time less than or equal to 5 hours at a temperature less than or equal to 450°C.

[00162] A seventieth aspect includes the glass article of any of the sixty-third through sixty-ninth aspects which further comprises a surface compressive stress greater than or equal to 350 MPa.

[00163] A seventy-first aspect includes the glass article of any of the sixty-third through seventieth aspects wherein the surface compressive stress is greater than or equal to 400 MPa.

[00164] A seventy-second aspect includes the glass article of any of the sixty-third through seventy-first aspects, wherein the glass article is ion exchange strengthened and the ion exchange strengthening comprises treating the glass article in a molten salt bath for a time less than or equal to 5 hours at a temperature less than or equal to 450°C.

[00165] A seventy-second aspect includes the glass article of any of the sixty-third through seventy-second aspects, wherein the glass article is a pharmaceutical package.

[00166] In a seventy-third aspect, a glass article may have a type HGB1 hydrolytic resistance according to ISO 719. The glass article may also have a compressive stress layer with a depth of layer of greater than 25 μm and a surface compressive stress of greater than or equal to 350 MPa. The glass article may be ion exchange strengthened and the ion exchange strengthening may include treating the glass article in a molten salt bath for a time less than or equal to 5 hours at a temperature less than or equal to 450°C.

[00167] A seventy-fourth aspect includes, the glass article of the seventy-third aspect, wherein the glass article has a type HGA1 hydrolytic resistance according to ISO 720 after ion exchange strengthening.

[00168] A seventy-fifth aspect includes the glass article of any of the seventy-third through seventy-fourth aspects, wherein the glass article has a threshold diffusivity of greater than $16 \mu\text{m}^2/\text{hr}$ at a temperature of less than or equal to 450°C .

[00169] A seventy-sixth aspect includes the glass article of any of the seventy-third through seventy-fifth aspects, wherein the threshold diffusivity is greater than or equal to $20 \mu\text{m}^2/\text{hr}$ at a temperature of less than or equal to 450°C .

[00170] A seventy-seventh aspect includes the glass article of any of the seventy-third through seventy-sixth aspects, wherein the glass article is a pharmaceutical package.

[00171] It will be apparent to those skilled in the art that various modifications and variations can be made to the embodiments described herein without departing from the spirit and scope of the claimed subject matter. Thus it is intended that the specification cover the modifications and variations of the various embodiments described herein provided such modification and variations come within the scope of the appended claims and their equivalents.

CLAIMS

What is claimed is:

1. A glass composition comprising:
from about 70 mol.% to about 80 mol.% SiO₂;
from about 3 mol.% to about 13 mol.% alkaline earth oxide;
X mol.% Al₂O₃; and
Y mol.% alkali oxide, wherein the alkali oxide comprises Na₂O in an amount greater than about 8 mol.%, a ratio of Y:X is greater than 1, and the glass composition is free of boron and compounds of boron.

2. A glass composition comprising:
from about 68 mol.% to about 80 mol.% SiO₂;
from about 3 mol.% to about 13 mol.% alkaline earth oxide;
X mol.% Al₂O₃;
Y mol.% alkali oxide, wherein the alkali oxide comprises Na₂O in an amount greater than about 8 mol.%; and
B₂O₃, wherein a ratio (B₂O₃ (mol.%)/(Y mol.% – X mol.%) is greater than 0 and less than 0.3, and a ratio of Y:X is greater than 1.

3. A glass composition comprising:
from about 70 mol.% to about 80 mol.% SiO₂;
from about 3 mol.% to about 13 mol.% alkaline earth oxide, wherein the alkaline earth oxide comprises CaO in an amount greater than or equal to about 0.1 mol.% and less than or equal to about 1.0 mol.%;
X mol.% Al₂O₃, wherein X is greater than or equal to about 2 mol.% and less than or equal to about 10 mol.%; and
Y mol.% alkali oxide, wherein the alkali oxide comprises from about 0.01 mol.% to about 1.0 mol.% K₂O and a ratio of Y:X is greater than 1, and the glass composition is free of boron and compounds of boron.

4. A glass composition comprising:

SiO₂ in an amount greater than about 70 mol.% and less than or equal to about 80 mol.%;

from about 3 mol.% to about 13 mol.% alkaline earth oxide;

X mol.% Al₂O₃; and

Y mol.% alkali oxide, wherein the alkali oxide comprises Na₂O in an amount greater than about 8 mol.%, wherein:

a ratio of a concentration of B₂O₃ (mol.%) in the glass composition to (Y mol.% – X mol.%) is less than 0.3; and

a ratio of Y:X is greater than 1.

5. A glass composition comprising:

from about 72 mol.% to about 78 mol.% SiO₂;

from about 4 mol.% to about 8 mol.% alkaline earth oxide;

X mol.% Al₂O₃, wherein X is greater than or equal to about 4 mol.% and less than or equal to about 8 mol.%; and

Y mol.% alkali oxide, wherein the alkali oxide comprises Na₂O in an amount greater than or equal to about 9 mol.% and less than or equal to about 15 mol.%, a ratio of Y:X is greater than 1, and the glass composition is free of boron and compounds of boron.

6. A glass composition comprising:

SiO₂ in a concentration greater than about 70 mol.%; and

Y mol.% alkali oxide, wherein the alkali oxide comprises Na₂O in an amount greater than about 8 mol.%, wherein the glass composition is free of boron and compounds of boron.

7. A glass composition comprising:

greater than about 68 mol.% SiO₂;

X mol.% Al₂O₃;

Y mol.% alkali oxide, wherein the alkali oxide comprises Na₂O in an amount greater than about 8 mol.%; and

B₂O₃, wherein a ratio (B₂O₃ (mol.%) / (Y mol.% – X mol.%)) is greater than 0 and less than 0.3.

8. The glass composition of any of claims 1-4, wherein an amount of the alkaline earth oxide is greater than or equal to about 4 mol.% and less than or equal to about 8 mol.%.
9. The glass composition of any of claims 6-7, further comprising from about 3 mol.% to about 13 mol.% alkaline earth oxide.
10. The glass composition of claim 9, wherein the alkaline earth oxide comprises MgO and CaO, wherein:
CaO is present in an amount greater than or equal to about 0.1 mol.% and less than or equal to about 1.0 mol.%; and
a ratio $(\text{CaO (mol.\%)} / (\text{CaO (mol.\%)} + \text{MgO (mol.\%)}))$ is less than or equal to 0.5.
11. The glass composition of any of claims 1-5, wherein the alkaline earth oxide comprises MgO and CaO and a ratio $(\text{CaO (mol.\%)} / (\text{CaO (mol.\%)} + \text{MgO (mol.\%)}))$ is less than or equal to 0.5.
12. The glass composition of any of claims 1-2 and 4-5, wherein the alkaline earth oxide comprises from about 0.1 mol.% to less than or equal to about 1.0 mol.% CaO.
13. The glass composition of any of claims 1-5, wherein the alkaline earth oxide comprises from about 3 mol.% to about 7 mol.% MgO.
14. The glass composition of any of claims 1, 2, 4, and 7 wherein X is greater than or equal to about 2 mol.% and less than or equal to about 10 mol.%.
15. The glass composition of any of claims 1-4 and 6-7, wherein the alkali oxide comprises greater than or equal to about 9 mol.% Na₂O and less than or equal to about 15 mol.% Na₂O.
16. The glass composition of claim 6 further comprising X mol.% Al₂O₃, wherein a ratio of Y:X is greater than 1.

17. The glass composition of claim 16, wherein X is greater than or equal to about 2 mol.% and less than or equal to about 10 mol.%.
18. The glass composition of claim 7, wherein a ratio of Y:X is greater than 1.
19. The glass composition of any of claims 1-5, 16 and 18, wherein the ratio of Y:X is less than or equal to 2.
20. The glass composition of any of claims 1-5, 16 and 18, wherein the ratio of Y:X is greater than or equal to 1.3 and less than or equal to 2.0.
21. The glass composition of any of claims 1-7 wherein the glass composition is free of phosphorous and compounds of phosphorous.
22. The glass composition of any of claims 1-2 and 4-7, wherein the alkali oxide comprises K₂O in an amount greater than or equal to about 0.01 mol.% and less than or equal to about 1.0 mol.%.
23. The glass composition of any of claims 2, 4, and 7, wherein an amount of SiO₂ is greater than or equal to about 70 mol.%.
24. The glass composition of any of claims 2, 4, and 7, wherein the ratio (B₂O₃ (mol.%))/(Y mol.% – X mol.%) is less than 0.2.
25. The glass composition of any of claims 2, 4, and 7, wherein an amount of B₂O₃ is less than or equal to about 4.0 mol.%.
26. The glass composition of claim 25, wherein the amount of B₂O₃ is greater than or equal to about 0.01 mol.%.
27. The glass composition of claim 4, wherein the glass composition is free from boron and compounds of boron.

28. The glass composition of any of claims 1-4 and 6-7, wherein a concentration of SiO₂ is greater than or equal to about 72 mol.%.
29. The glass composition of any of claims 1-7, wherein a concentration of SiO₂ is greater than or equal to about 73 mol.%.
30. A glass article formed from the glass composition of any of claims 1-7.
31. The glass article of claim 30, wherein the glass article has a type HGB1 hydrolytic resistance according to ISO 719.
32. The glass article of claim 30, wherein the glass article has a type HGA1 hydrolytic resistance according to ISO 720 after ion exchange strengthening.
33. The glass article of claim 30, wherein the glass article has a type HGA1 hydrolytic resistance according to ISO 720 before and after ion exchange strengthening.
34. The glass article of claim 31, wherein the glass article has at least a class S3 acid resistance according to DIN 12116.
35. The glass article of claim 31, wherein the glass article has at least a class A2 base resistance according to ISO 695.
36. The glass article of claim 31, wherein the glass article is a pharmaceutical package.
37. The glass article of claim 31, wherein the glass article is ion exchange strengthened.
38. The glass article of claim 31 further comprising a compressive stress layer with a depth of layer greater than or equal to 10 μm and a surface compressive stress greater than or equal to 250 MPa.

39. A glass article comprising:
a type HGB1 hydrolytic resistance according to ISO 719; and
a threshold diffusivity of greater than $16 \mu\text{m}^2/\text{hr}$ at a temperature less than or equal to 450°C .
40. The glass article of claim 39, wherein the glass article has a type HGA1 hydrolytic resistance according to ISO 720 after ion exchange strengthening.
41. The glass article of claim 39 further comprising a compressive stress layer with a depth of layer greater than $25 \mu\text{m}$.
42. The glass article of claim 41, wherein the glass article is ion exchange strengthened and the ion exchange strengthening comprises treating the glass article in a molten salt bath for a time less than or equal to 5 hours at a temperature less than or equal to 450°C .
43. The glass article of claim 39 further comprising a surface compressive stress greater than or equal to 350 MPa.
44. The glass article of claim 43, wherein the glass article is ion exchange strengthened and the ion exchange strengthening comprises treating the glass article in a molten salt bath for a time less than or equal to 5 hours at a temperature less than or equal to 450°C .
45. The glass article of claim 39, wherein the glass article is a pharmaceutical package.
46. A glass article comprising:
a type HGB1 hydrolytic resistance according to ISO 719;
a compressive stress layer with a depth of layer of greater than $25 \mu\text{m}$; and
a surface compressive stress of greater than or equal to 350 MPa, wherein the glass article is ion exchange strengthened and the ion exchange strengthening comprises treating the glass article in a molten salt bath for a time less than or equal to 5 hours at a temperature less than or equal to 450°C .
47. The glass article of claim 46, wherein the glass article has a type HGA1 hydrolytic resistance according to ISO 720 after ion exchange strengthening.

48. The glass article of claim 46, wherein the glass article has a threshold diffusivity of greater than $16 \mu\text{m}^2/\text{hr}$ at a temperature of less than or equal to 450°C .
49. The glass article of claim 46, wherein the glass article is a pharmaceutical package.
50. A glass article comprising:
a type HGB1 hydrolytic resistance according to ISO 719;
greater than about 8 mol.% Na_2O ; and
less than about 4 mol.% B_2O_3 .
51. The glass article of claim 50 further comprising:
X mol.% Al_2O_3 ;
Y mol.% alkali oxide, wherein a ratio $(\text{B}_2\text{O}_3 \text{ (mol.\%)} / (\text{Y mol.\%} - \text{X mol.\%}))$ is greater than 0 and less than 0.3.
52. The glass article of claim 50 further comprising a compressive stress layer having a surface compressive stress greater than or equal to about 250 MPa.
53. The glass article of claim 50, wherein the glass article has at least a class S3 acid resistance according to DIN 12116.
54. The glass article of claim 50, wherein the glass article has at least a class A2 base resistance according to ISO 695.
55. The glass article of claim 50, wherein the glass article has a type HGA1 hydrolytic resistance according to ISO 720.
56. A glass pharmaceutical package comprising:
 SiO_2 in an amount greater than about 70 mol.%;
X mol.% Al_2O_3 ;
Y mol.% alkali oxide, wherein the alkali oxide comprises Na_2O in an amount greater than about 8 mol.%; and

a type HGB1 hydrolytic resistance according to ISO 719, wherein a ratio of a concentration of B_2O_3 (mol.%) in the glass pharmaceutical package to (Y mol.% – X mol.%) is less than 0.3.

57. The glass pharmaceutical package of claim 56 wherein the amount of SiO_2 is greater than or equal to 72 mol.% and less than or equal to about 78 mol.%.

58. The glass pharmaceutical package of claim 56, wherein X is greater than or equal to about 4 mol.% and less than or equal to about 8 mol.%.

59. The glass pharmaceutical package of claim 56, wherein a ratio of Y:X is greater than 1.

60. The glass pharmaceutical package of claim 59, wherein the ratio of Y:X is less than 2.

61. The glass pharmaceutical package of claim 56, further comprising from about 4 mol.% to about 8 mol.% alkaline earth oxide.

62. The glass pharmaceutical package of claim 56 further comprising MgO and CaO, wherein:

CaO is present in an amount greater than or equal to about 0.2 mol.% and less than or equal to about 0.7 mol.%; and

a ratio $(CaO \text{ (mol.\%)} / (CaO \text{ (mol.\%)} + MgO \text{ (mol.\%)}))$ is less than or equal to 0.5.

63. The glass pharmaceutical package of claim 56, wherein the glass pharmaceutical package has a type HGA1 hydrolytic resistance according to ISO 720.

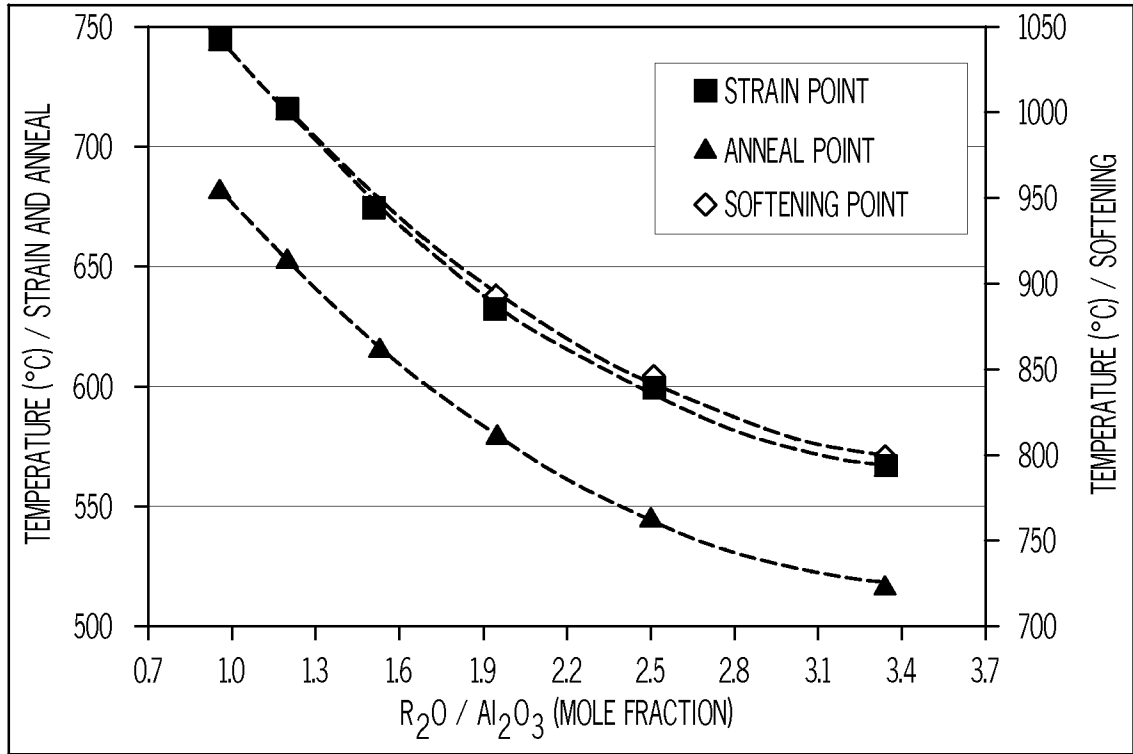


FIG. 1

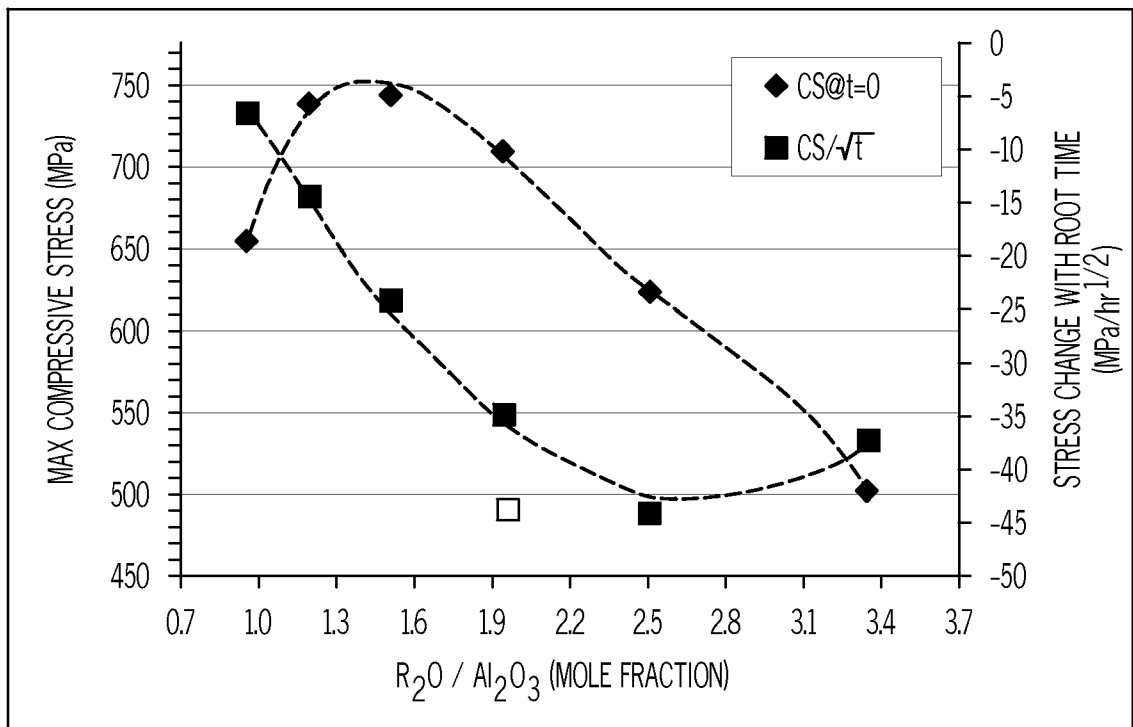


FIG. 2

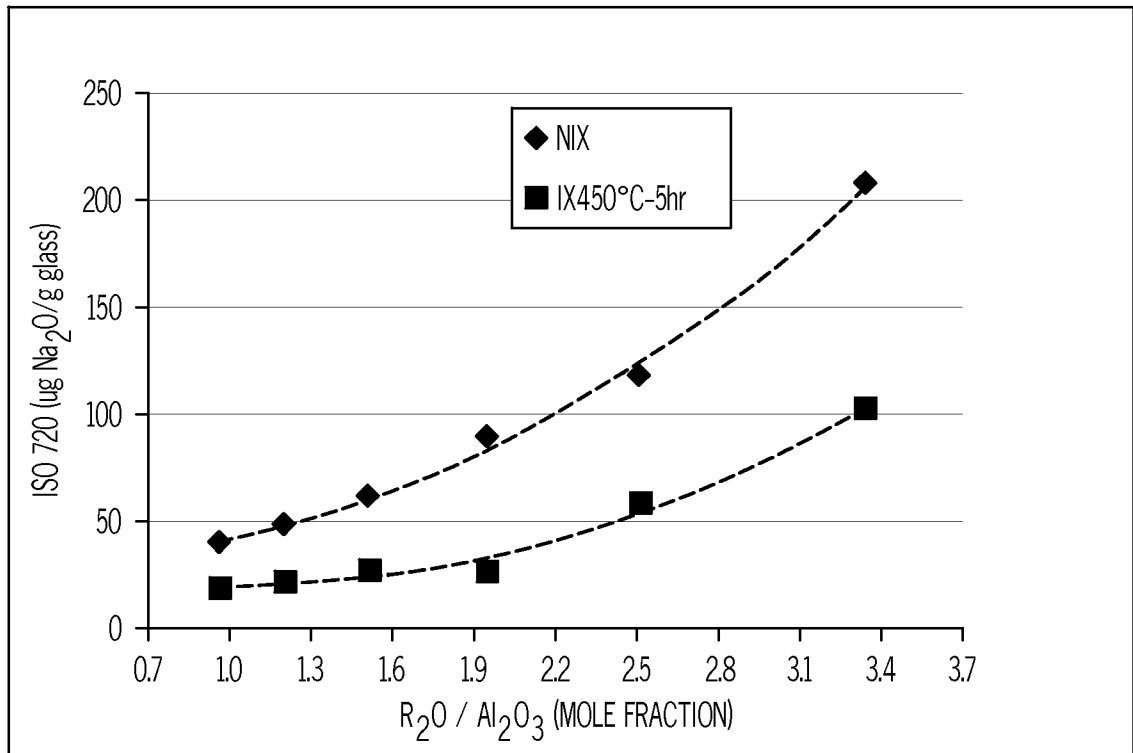


FIG. 3

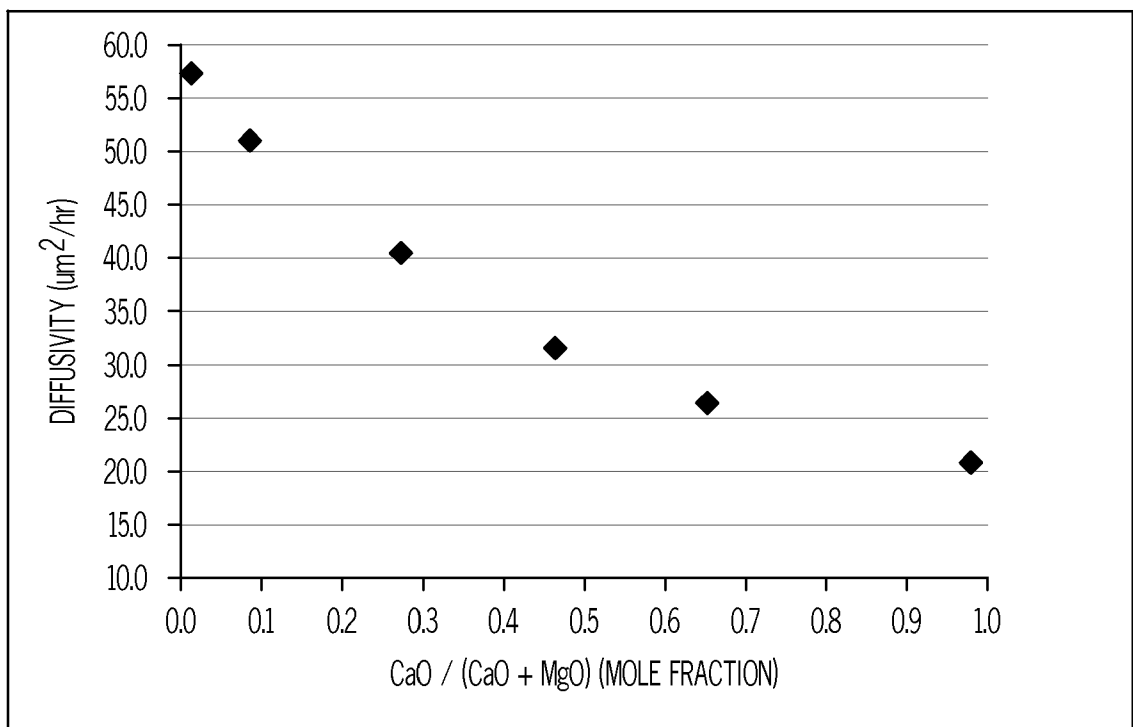


FIG. 4

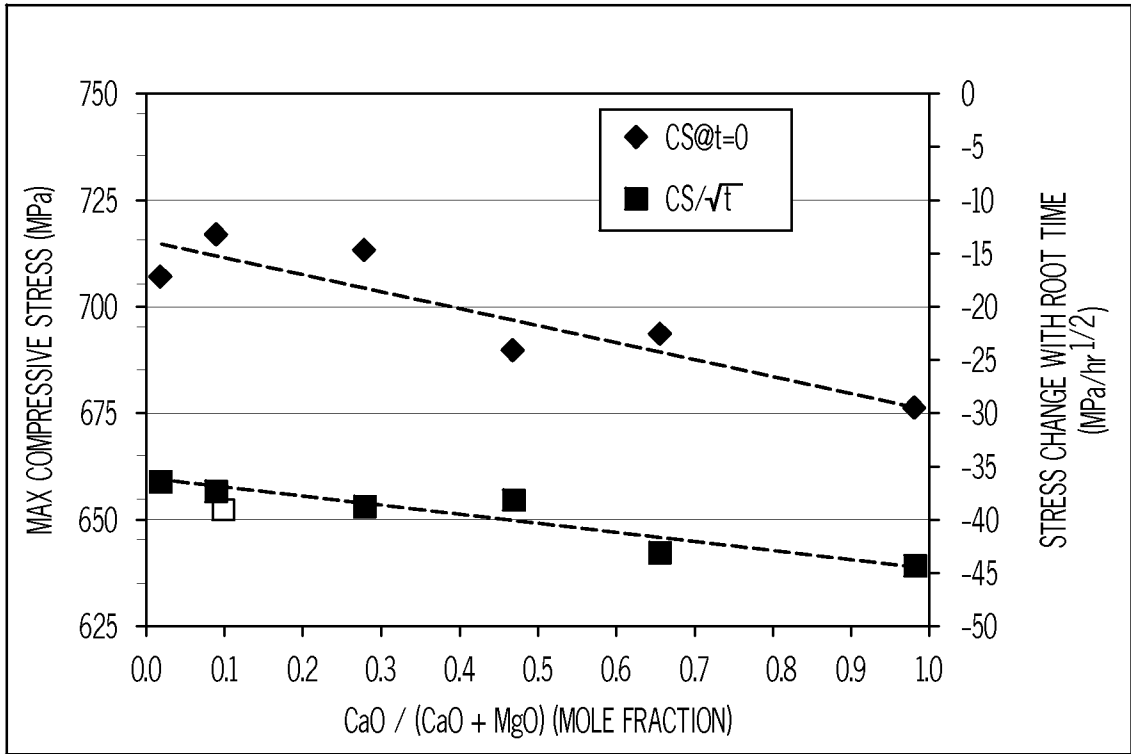


FIG. 5

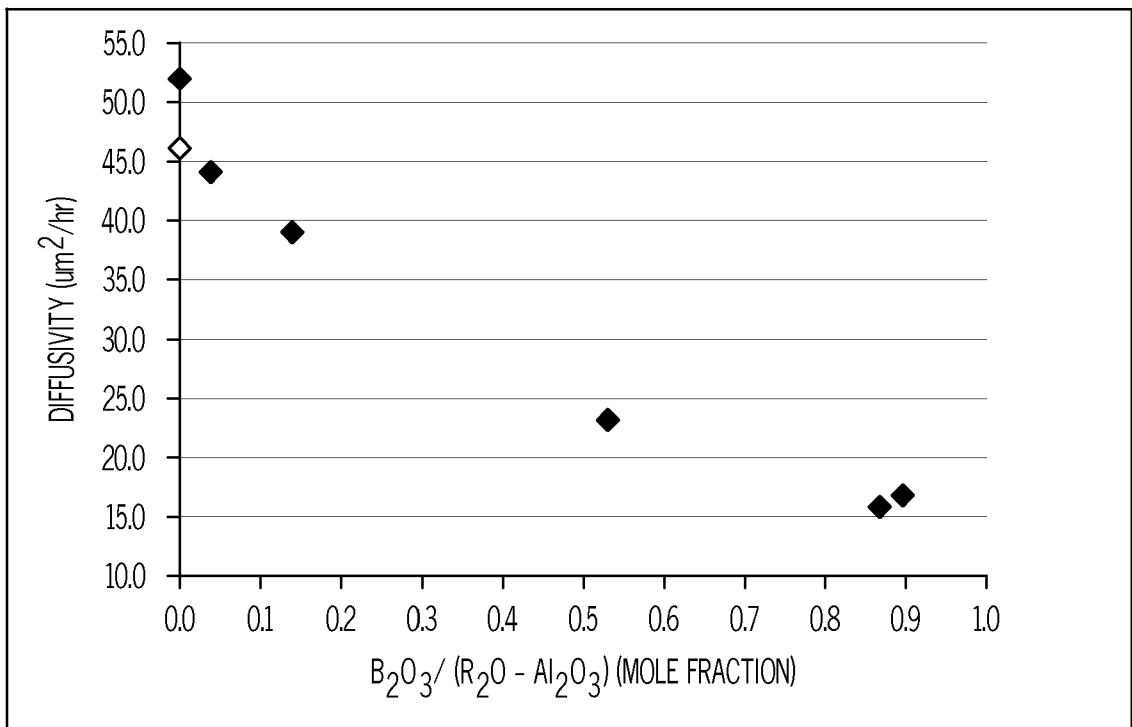


FIG. 6

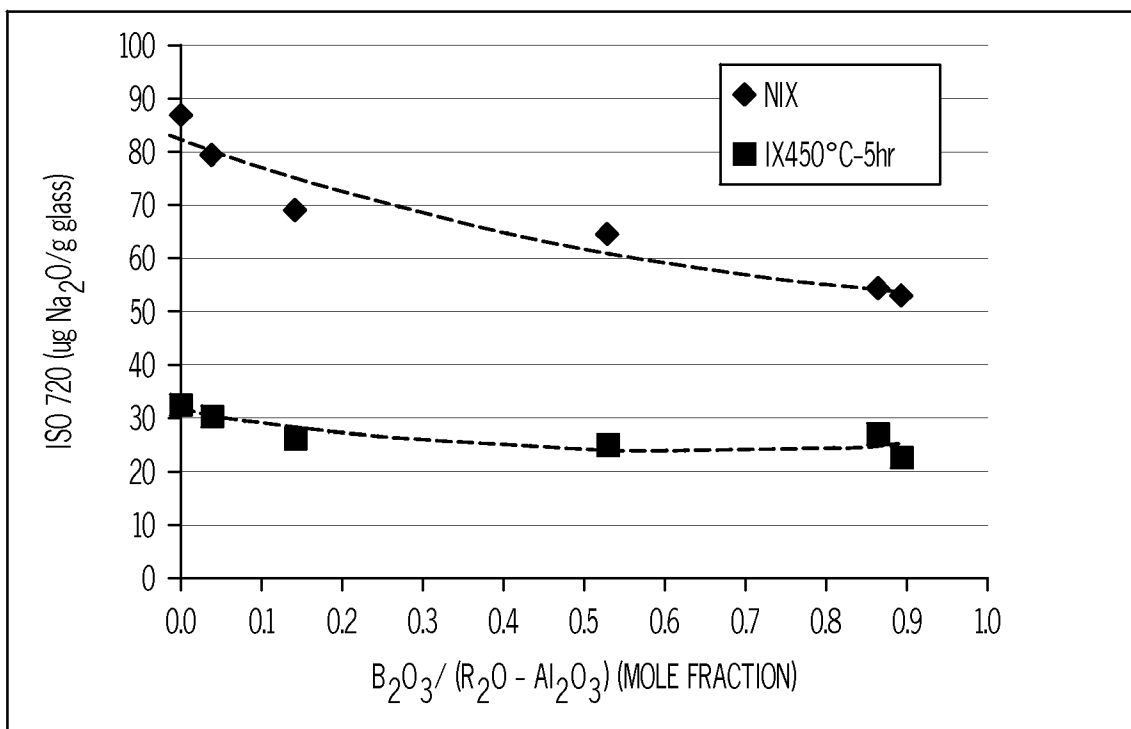


FIG. 7