



US00D588442S

(12) **United States Design Patent**
Chong et al.

(10) **Patent No.:** **US D588,442 S**
(45) **Date of Patent:** **** Mar. 17, 2009**

(54) **GROMMET HUB**

(75) Inventors: **Joseph Chong**, Simi Valley, CA (US);
Yoko Iida, Los Angeles, CA (US);
Kenneth Mori, Los Angeles, CA (US)

(73) Assignee: **Belkin International, Inc.**, Compton,
CA (US)

(**) Term: **14 Years**

(21) Appl. No.: **29/270,900**

(22) Filed: **Jan. 5, 2007**

(51) **LOC (9) Cl.** **08-05**

(52) **U.S. Cl.** **D8/356**

(58) **Field of Classification Search** D8/105,
D8/107, 333, 349, 354, 356, 358, 367, 373,
D8/382, 383, 394-396, 400; D23/261; D26/38;
24/197, 561; 174/153 G, 650, 656; 242/400.1,
242/405.1, 405.2, 600, 603, 916; 248/65,
248/74.1-74.4, 201, 214, 215, 229.26, 302,
248/304, 316.7, 316.8; 439/501, 535; 16/2.1;
D13/147

See application file for complete search history.

(56) **References Cited**

U.S. PATENT DOCUMENTS

- 3,091,795 A * 6/1963 Budwig 16/2.1
- 3,229,939 A * 1/1966 Hubbard 248/27.1
- D254,928 S * 5/1980 Mathis D23/261
- 4,244,484 A * 1/1981 Guritz et al. 220/3.7
- D278,594 S * 4/1985 Lye D8/25
- 4,869,454 A * 9/1989 Byrne et al. 248/610
- 4,928,349 A * 5/1990 Oikawa et al. 174/153 G
- D318,412 S * 7/1991 Williams D8/356
- D324,488 S * 3/1992 Fujimoto D8/356
- D327,246 S * 6/1992 Beckerer, Jr. D12/317
- 5,291,621 A * 3/1994 Mathis 4/541.4
- 5,353,472 A * 10/1994 Benda et al. 16/2.2
- D355,113 S * 2/1995 Shimajiri D8/382
- D360,820 S * 8/1995 Haase D8/356
- D362,176 S * 9/1995 Solbeck D8/382
- D363,769 S * 10/1995 Phillips et al. D23/261
- 5,836,048 A * 11/1998 Rossman et al. 16/2.2
- 5,927,725 A * 7/1999 Tabata et al. 277/607
- D443,811 S * 6/2001 Tisbo D8/356
- D464,562 S * 10/2002 Reiter D8/382

- D468,190 S * 1/2003 Kennedy et al. D8/358
- 6,551,130 B2 * 4/2003 Bonilla 439/535
- 6,603,078 B2 * 8/2003 Okuhara et al. 174/153 G
- D484,779 S * 1/2004 Shibuya D8/382
- D500,245 S * 12/2004 Okada D8/382
- 6,854,664 B2 * 2/2005 Smith 239/205
- 6,895,634 B2 * 5/2005 Tisbo 16/2.1
- D517,900 S * 3/2006 Goldenberg et al. D8/354
- 7,124,468 B2 * 10/2006 Mockett 16/2.1
- 7,211,744 B2 * 5/2007 Jorgensen 174/668
- D545,663 S * 7/2007 Sato D8/310
- D550,144 S * 9/2007 Hord et al. D12/317
- 2003/0109172 A1 * 6/2003 Foden et al. 439/535
- 2006/0258195 A1 * 11/2006 Schwartz et al. 439/131
- 2007/0289770 A1 * 12/2007 Koike 174/153 G

FOREIGN PATENT DOCUMENTS

- JP D1076124 6/2000
- JP D1076125 6/2000
- JP D1076992 7/2000
- JP D1278194 8/2006

* cited by examiner

Primary Examiner—T. Chase Nelson

Assistant Examiner—Karen Acker

(74) *Attorney, Agent, or Firm*—Bryan Cave LLP

(57) **CLAIM**

The ornamental design for a grommet hub, as shown and described.

DESCRIPTION

FIG. 1 is a front side view of the grommet hub;

FIG. 2 is a left side view thereof;

FIG. 3 is a right side view thereof;

FIG. 4 is a top side view thereof;

FIG. 5 is a bottom side view thereof;

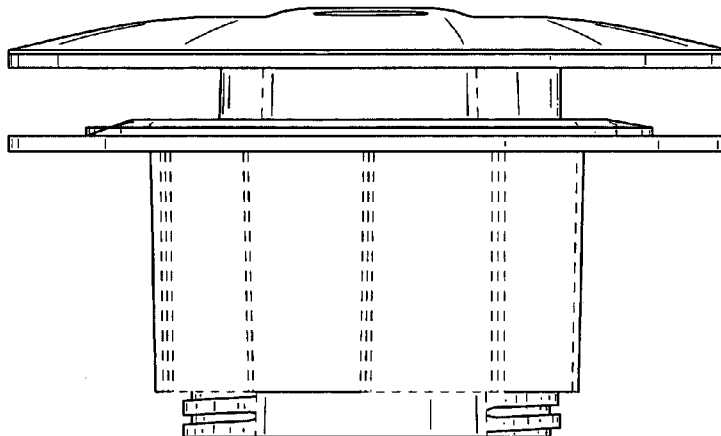
FIG. 6 is a rear view thereof;

FIG. 7 is a top isometric view thereof; and,

FIG. 8 is a bottom isometric view thereof.

The broken lines represent the portions of the design that form no part of the claimed design.

1 Claim, 8 Drawing Sheets



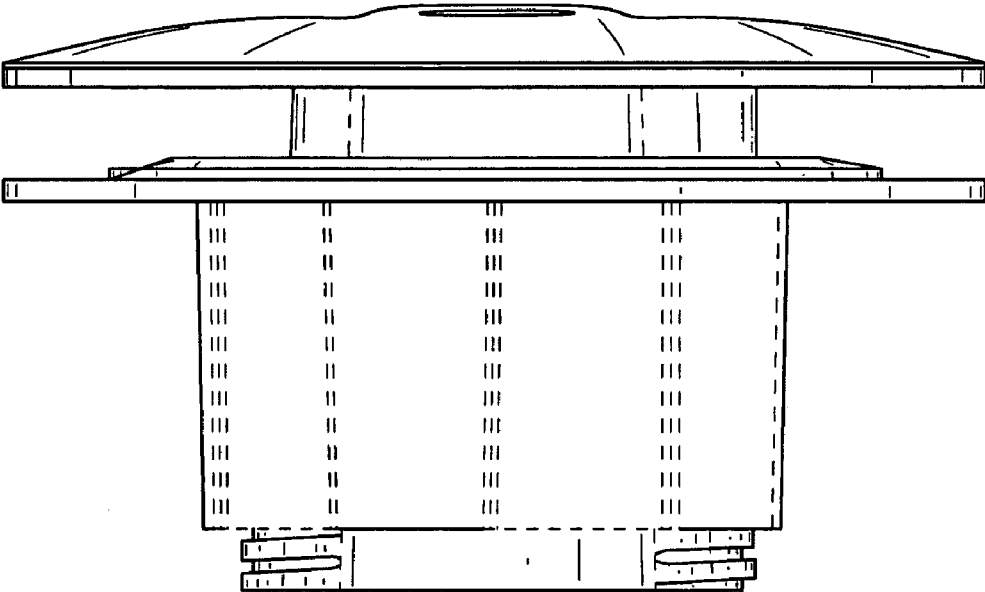


FIG.1

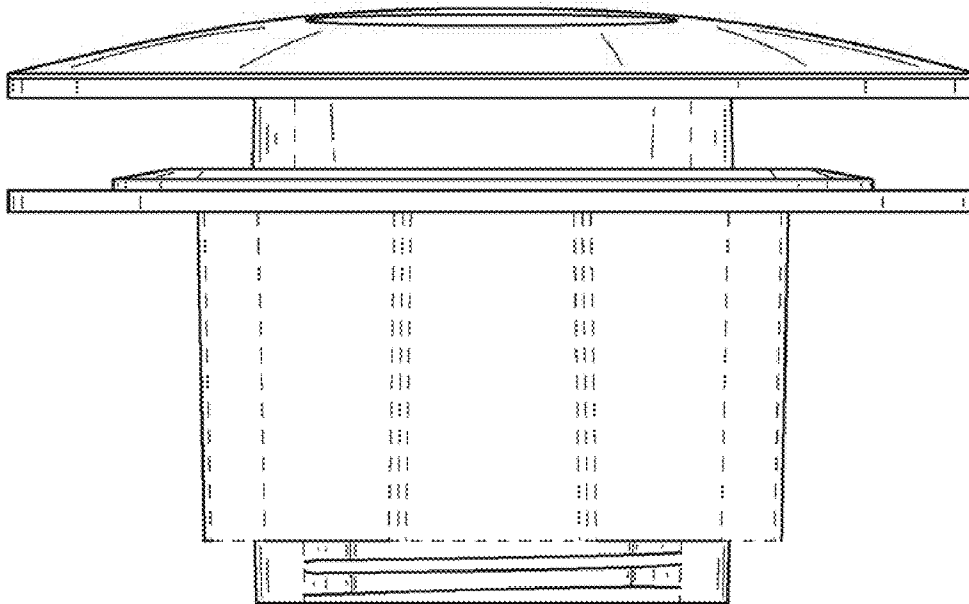


FIG.2

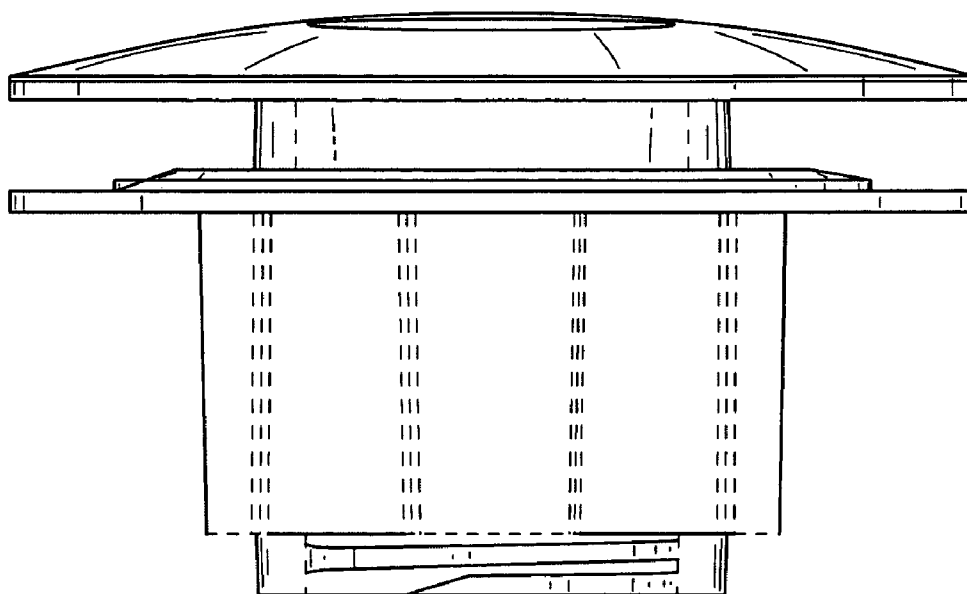


FIG.3

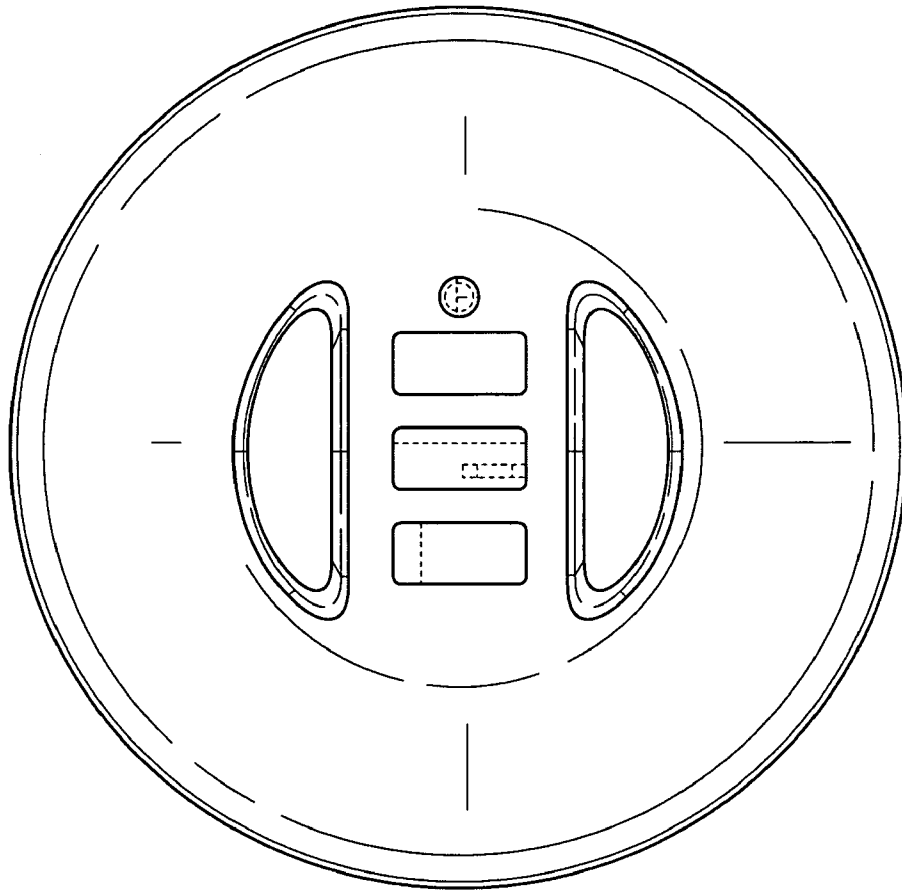


FIG.4

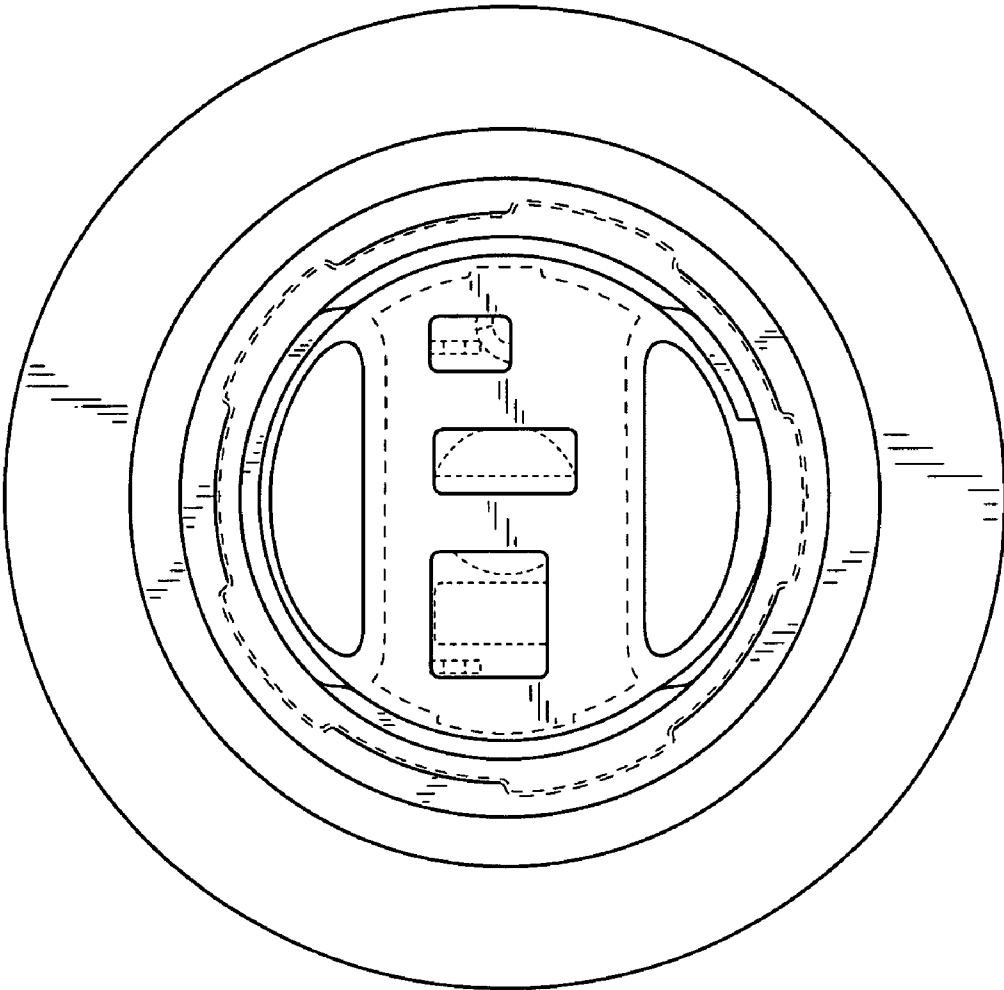


FIG.5

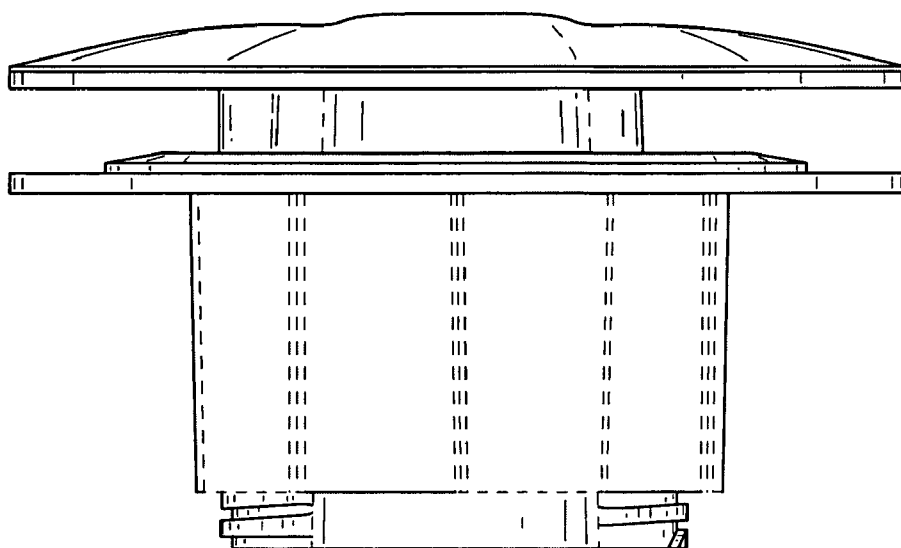


FIG.6

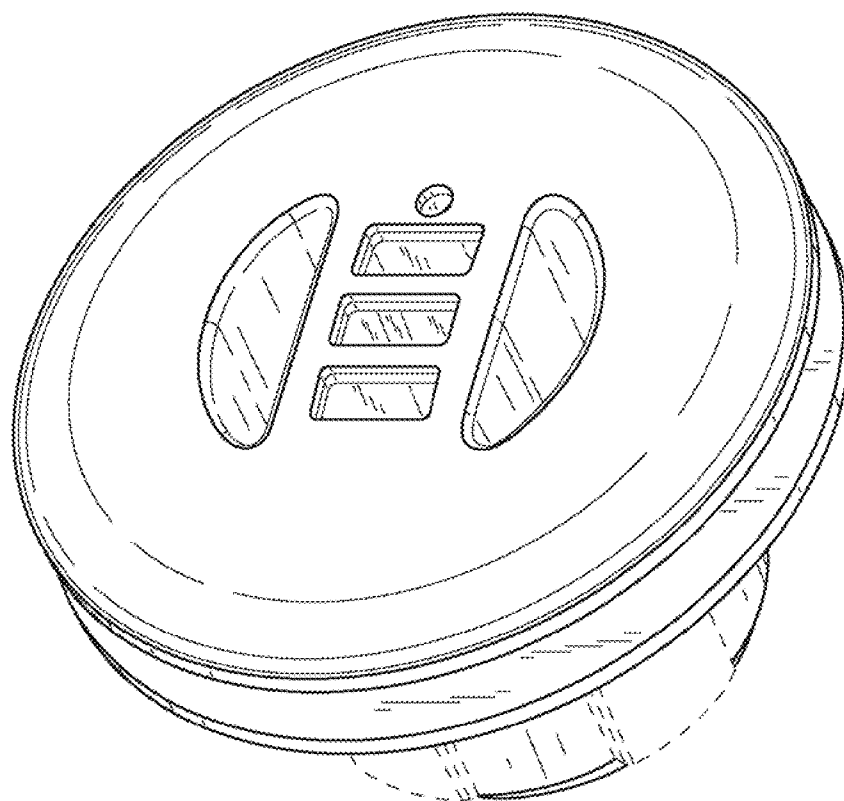


FIG.7




FIG.8