

Sept. 15, 1931.

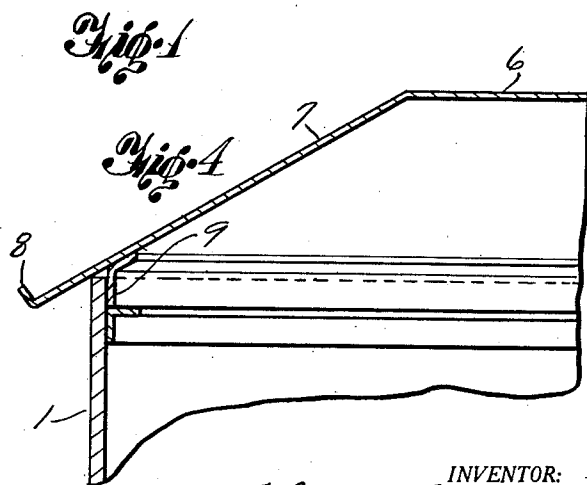
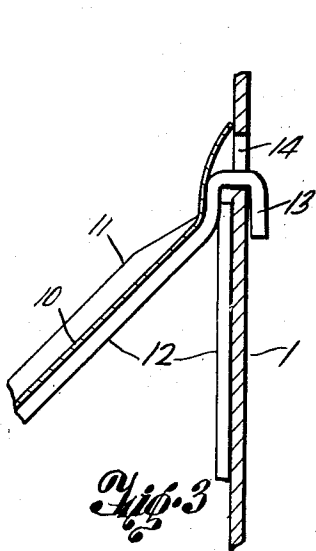
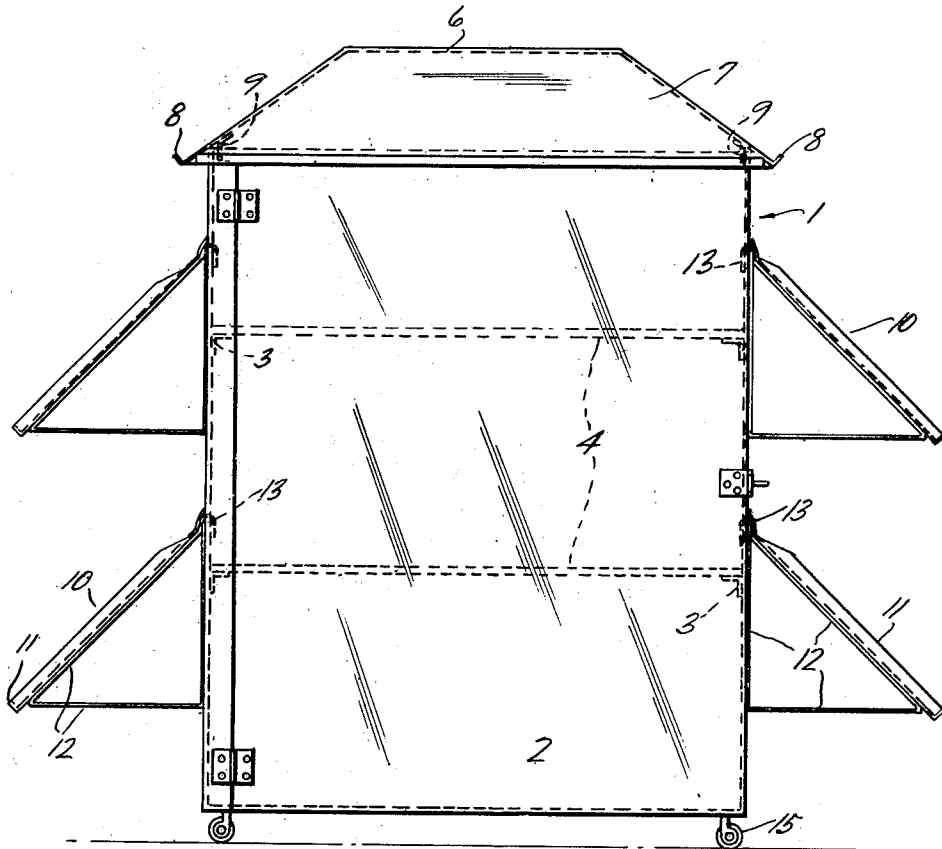
T. L. WATERS

1,823,302

DISPLAY STAND

Filed March 28, 1931

3 Sheets-Sheet 1



INVENTOR:
Thornton L. Waters
BY *Adam E. Fisher*
ATTORNEY

Sept. 15, 1931.

T. L. WATERS

1,823,302

DISPLAY STAND

Filed March 28, 1931

3 Sheets-Sheet 2

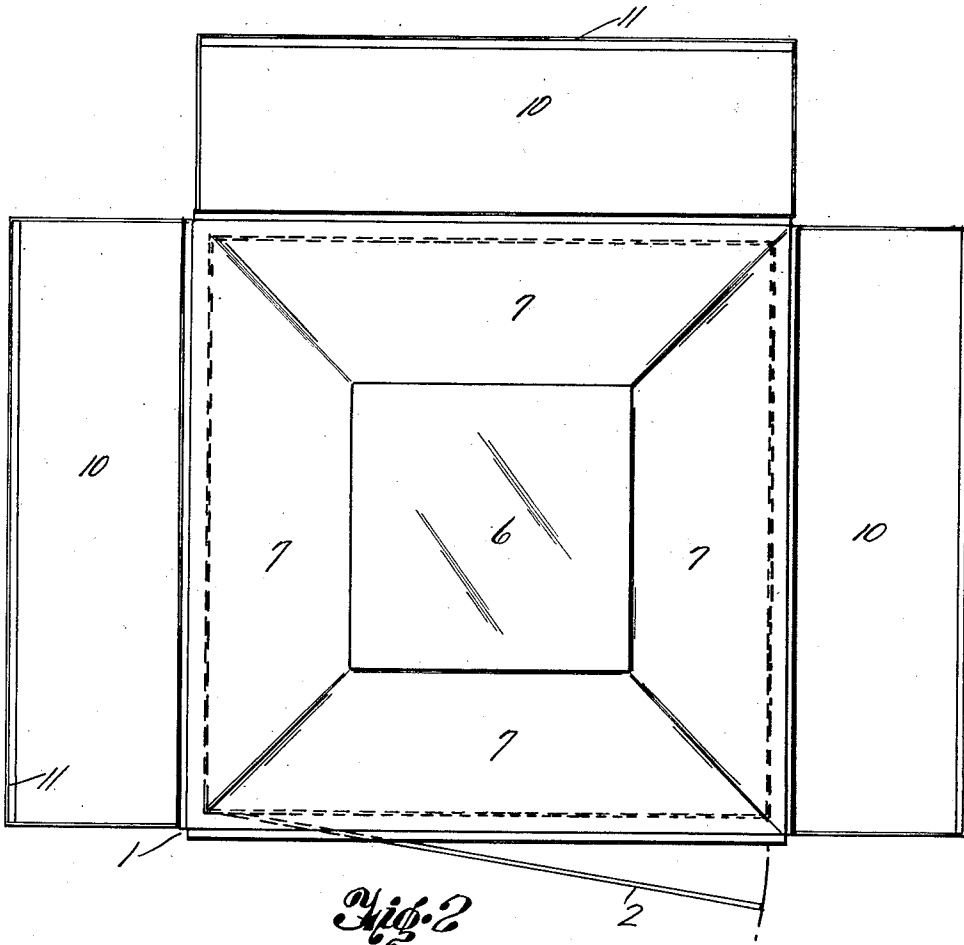


Fig. 2

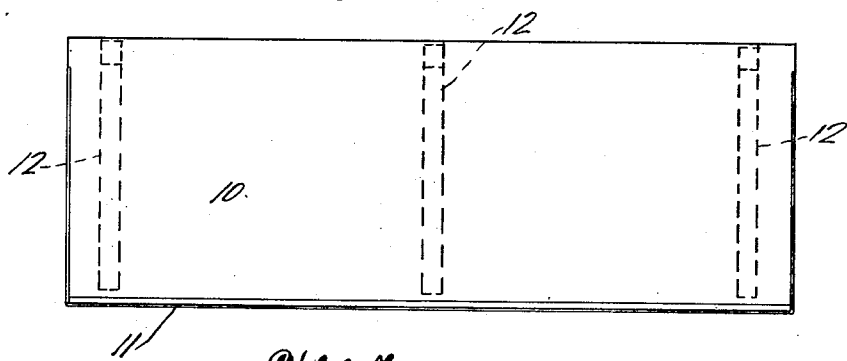


Fig. 5

INVENTOR:
Thornton L. Waters
BY
Adam E. Fisher
ATTORNEY

Sept. 15, 1931.

T. L. WATERS

1,823,302

DISPLAY STAND

Filed March 28, 1931

3 Sheets-Sheet 3

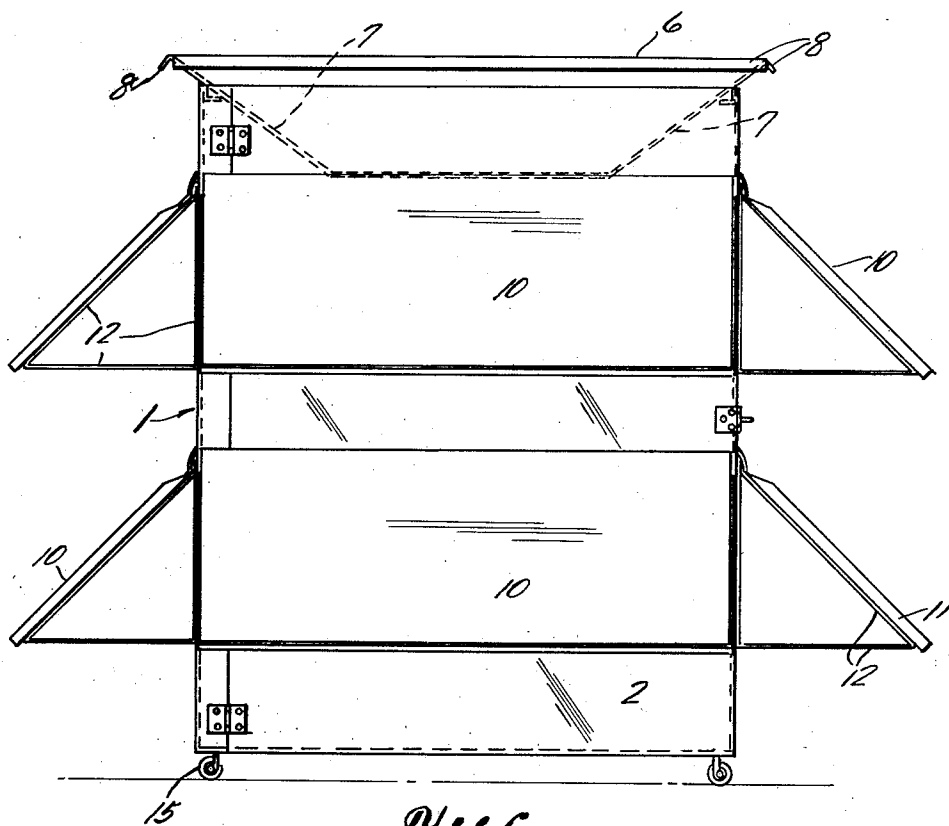


Fig. 6



Fig. 7

INVENTOR:
Thornton L. Waters
BY
Adam E. Fisher
ATTORNEY

UNITED STATES PATENT OFFICE

THORNTON L. WATERS, OF SPRINGFIELD, KENTUCKY

DISPLAY STAND

Application filed March 28, 1931. Serial No. 525,975.

This invention is a display stand or cabinet adapted to sit on counters or the like, and intended for the display of a variety or miscellaneous assortment of small articles or goods, such as pencils, pen-points, paper clips, ink, paste, books, cutlery, fruit, produce and the like.

The prime object of the invention is to provide in combination in neat and compact form, a cabinet having interiorly arranged and adjustable shelves for holding a reserve stock of the goods intended for sale, additional shelves adapted to be releasably and adjustably secured to the outer sides of the cabinet for displaying portions of the goods to the inspection of the public, and a box-like, reversible cover having sloping sides likewise adapted for displaying goods for sale, whether arranged in its normal or reverse position upon the top of the cabinet.

Another object is to provide a merchandise cabinet, having interiorly arranged and adjustable shelves, and additional display shelves adapted for releasable mounting upon the exterior of the cabinet or for storing within the cabinet in compact form when the cabinet is not in use for displaying goods.

With these and such additional objects in view as may appear, attention is called to the accompanying drawings which constitute a part of this specification, and wherein—

Figure 1 is a side elevation of the cabinet with the outer, removable display shelves properly mounted in place upon the sides of the cabinet, the interior shelves being shown in dotted lines;

Figure 2 is a top plan view of the assembly as shown in Figure 1;

Figure 3 is an enlarged detail in section, showing the method of adjustably mounting the outer shelves upon the sides of the cabinet;

Figure 4 is a vertical medial section through the upper portion of the assembly shown in Figure 1;

Figure 5 is a detail view of one of the exterior removable shelves.

Figure 6 is a frontal elevation, showing shelves removably mounted also upon the exterior face of the door, as well as upon the other sides, and showing in addition the conical cover arranged in its reversed position so as to form a tray for holding goods;

Figure 7 is a detail showing the method of rolling the margins thereof for the purpose of strengthening same.

In carrying out the invention, I provide a rectangular cabinet referred to generally at 1, and having one side open and provided with a hinged door 2 in conventional manner. Interiorly of the cabinet, oppositely positioned, spaced and aligned shelf rests 3 are mounted and upon which removable shelves 4 are arranged and sustained in place by the said rests. The shelves 4 may be made of sheet metal and the margins thereof may be rolled as shown at 5 for the sake of strength and rigidity. The top of the cabinet is left open and a reversible cover 6 is provided therefor. This cover 6 is formed with sloping side portions 7 having upturned outer margins 8 adapted to support small articles of any kind displayed upon the said sloping sides. Around the interior of the sides of the cover are mounted depending flanges 9 adapted to set within the sides of the cabinet, at the top thereof, when the cover is in place in its normal position as shown in Figure 1. These flanges 9 serve to hold the cover securely in position. It will be noted that this cover 6 may be reversed upon the top of the cabinet, with the sloping sides turned downwardly into the cabinet, and thus arranged the cover would serve as a sort of tray or basin, within which fruit, berries, or goods or produce of any kind might be deposited for display. Thus the reversible cover may be used either way for the display of goods. A number of display shelves 10 are provided conforming in length to the width of the cabinet and having upturned margins 11 to prevent goods or articles from slipping therefrom. These shelves may be conveniently made of sheet metal and reinforced with angular metal brackets 12 of strap iron having their upper ends bent over

to form hooks 13. Properly spaced and aligned slots 14 are cut through the sides of the cabinet 1, adapted to receive the shelf hooks 13, whereby the said shelves 10 are removably mounted in place at the outer sides of the cabinet as shown in Figure 1. These shelves are arranged and disposed in a sloping relation so as to display to the best advantage the goods held by them. Casters 15 are provided for the cabinet.

From the foregoing description, it will be seen that the shelves 10 may be mounted as desired upon the outer sides of the cabinet, for the display of goods, and that the cover may be arranged either in its normal or reversed position for the same purpose. The stock may be kept upon the inner shelves 4 and brought out for display as desired. The shelves 10 may be stored within the cabinet for the purposes of shipment or storage of the equipment. The coordination between the shelves 10, the cover 6, shelves 4, etc. lies in the provision in one display stand of a variety of accommodations for the display of goods.

While I have herein described a certain specific manner and method of constructing and assembling the elements of my invention, it is understood that I may vary from the same in minor details, not departing from the spirit of my invention, so as best to construct a practical device for the purpose intended, as defined in the appended claims.

I claim:

1. In a device of the kind described, a cabinet having an open top, and a cover for the top, the said cover being formed with sloping sides having upturned margins for retaining goods displayed thereupon, the said cover being adapted to be reversed at the top of the cabinet to form a tray for holding goods for display.

2. In a device of the kind described, a cabinet for holding goods, the sides of the cabinet having spaced and aligned slots formed therethrough, a cover for the top of the cabinet, the said cover having sloping side portions, the said side portions having upturned margins adapted for holding in place goods placed thereupon for display, and shelves having hooks adapted to engage the said slots of the cabinet for removably mounting the shelves in place thereupon.

In testimony whereof I affix my signature.
THORNTON L. WATERS.