



US00D544307S

(12) **United States Design Patent**  
**Ablo**

(10) **Patent No.:** **US D544,307 S**

(45) **Date of Patent:** **\*\* Jun. 12, 2007**

- (54) **CONTAINER WITH COVER**
- (75) Inventor: **Famia E. Ablo**, Orlando, FL (US)
- (73) Assignee: **Dart Industries Inc.**, Orlando, FL (US)
- (\*\*) Term: **14 Years**
- (21) Appl. No.: **29/236,761**
- (22) Filed: **Aug. 22, 2005**

- (51) **LOC (8) CL.** ..... **07-01**
  - (52) **U.S. CL.** ..... **D7/540; D7/560; D7/542;**  
D7/538; D7/547
  - (58) **Field of Classification Search** ..... D7/500,  
D7/510, 511, 523, 524, 526, 527, 528, 530–532,  
D7/538–542, 560–562, 568, 545, 584, 586,  
D7/587, 601, 602, 608, 354–358, 565, 691,  
D7/570–575, 323, 392.1, 547, 566, 396.4,  
D7/396.5, 396, 588; D9/454, 500, 502, 504,  
D9/516, 535, 539, 738, 739, 555
- See application file for complete search history.

D238,236 S	12/1975	Montesi	
D250,929 S	1/1979	Gerstman et al.	
D256,762 S	9/1980	Scott	
4,298,131 A	11/1981	Saito et al.	
D287,775 S	1/1987	Sloane	
D287,917 S	1/1987	Pomroy et al.	
D303,932 S *	10/1989	Pasillas	D9/451
D323,097 S *	1/1992	Picozza	D7/542
D325,492 S	4/1992	Fabricius	
D329,198 S	9/1992	Krupa	
D337,696 S *	7/1993	Sun	D7/542
D375,683 S	11/1996	Schoff	
D385,461 S *	10/1997	Cousins	D7/538
D452,821 S	1/2002	Westphal	
D460,663 S *	7/2002	Seager	D7/565
D473,426 S	4/2003	Jalet et al.	
D493,668 S *	8/2004	Hsu	D7/531
D523,694 S *	6/2006	Czebiniaik	D7/542

\* cited by examiner

*Primary Examiner*—Philip S. Hyder  
*Assistant Examiner*—Cynthia Underwood  
 (74) *Attorney, Agent, or Firm*—John A. Doninger

(56) **References Cited**

**U.S. PATENT DOCUMENTS**

D44,163 S *	6/1913	Marcher	D9/529
D51,878 S *	3/1918	Evans	D7/540
D52,727 S *	12/1918	Beiswanger	D7/540
D57,183 S *	3/1921	Beiswanger	D7/542
D66,853 S	3/1925	Heisey	
D164,408 S	9/1951	Cowan	
D172,056 S	4/1954	Price	
D186,852 S *	12/1959	Stickney	D7/560
3,082,900 A	3/1963	Goodman	
D216,003 S	11/1969	Smith	
D230,575 S	3/1974	Commisso	
D231,300 S *	4/1974	Wirkkala	D7/561

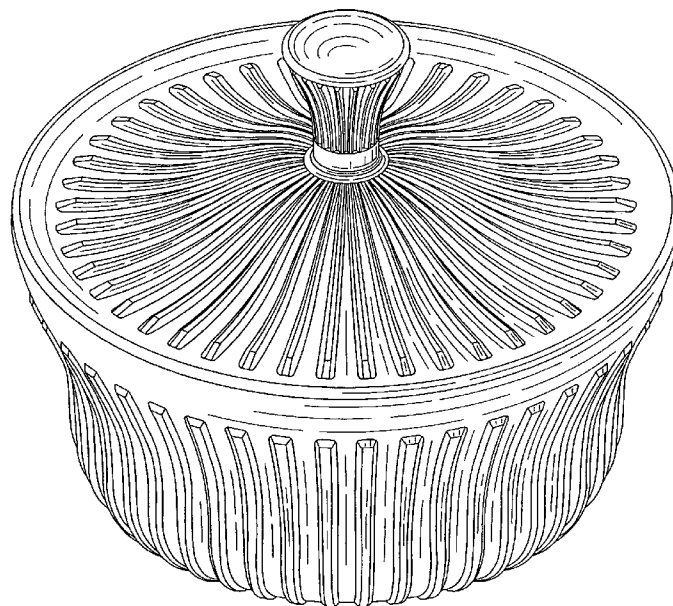
(57) **CLAIM**

The ornamental design for a container with cover, as shown and described.

**DESCRIPTION**

FIG. 1 is a top, side and front perspective view of a container with cover showing the design design;  
 FIG. 2 is a front elevation view thereof, the rear, left and right side elevation views being identical thereto;  
 FIG. 3 is a top plan view thereof; and,  
 FIG. 4 is a bottom plan view thereof.

**1 Claim, 4 Drawing Sheets**



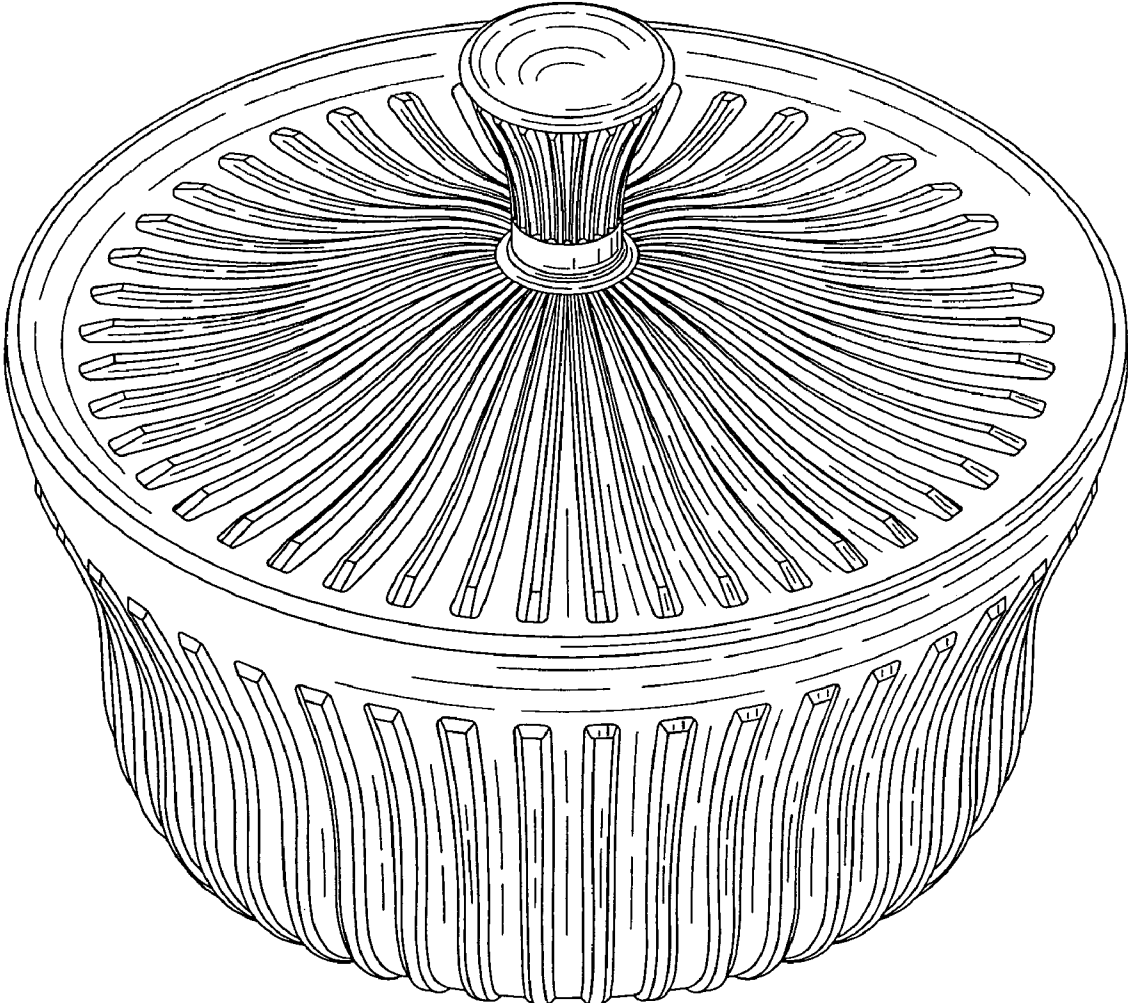


FIG. 1

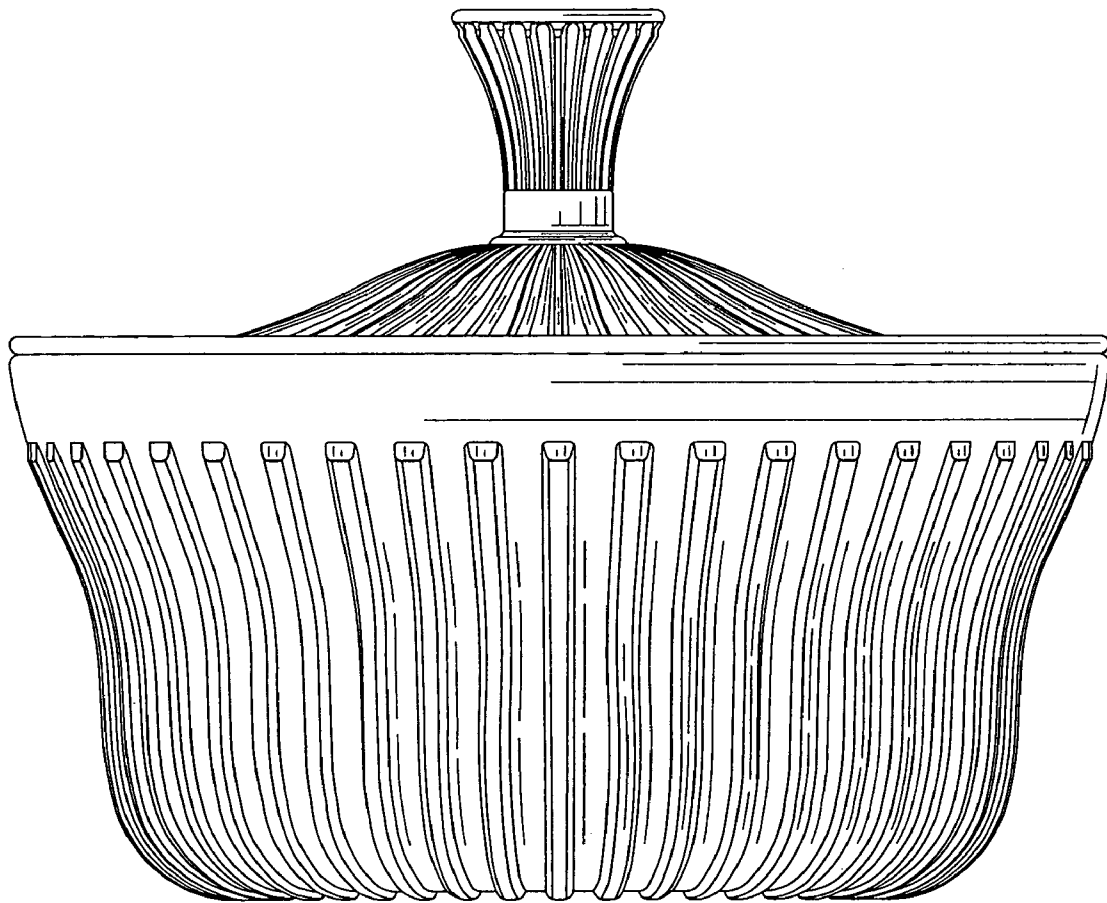


FIG. 2

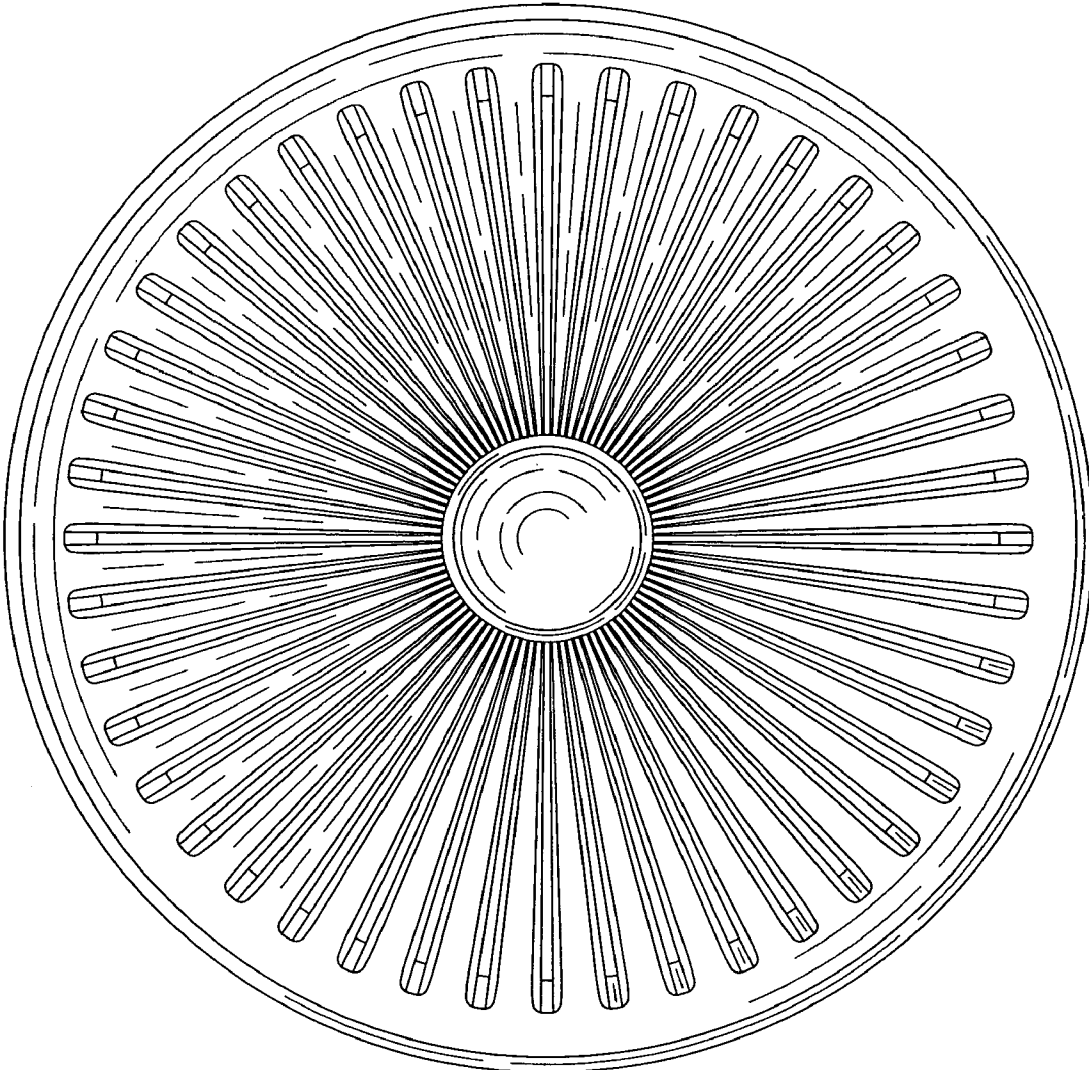


FIG. 3

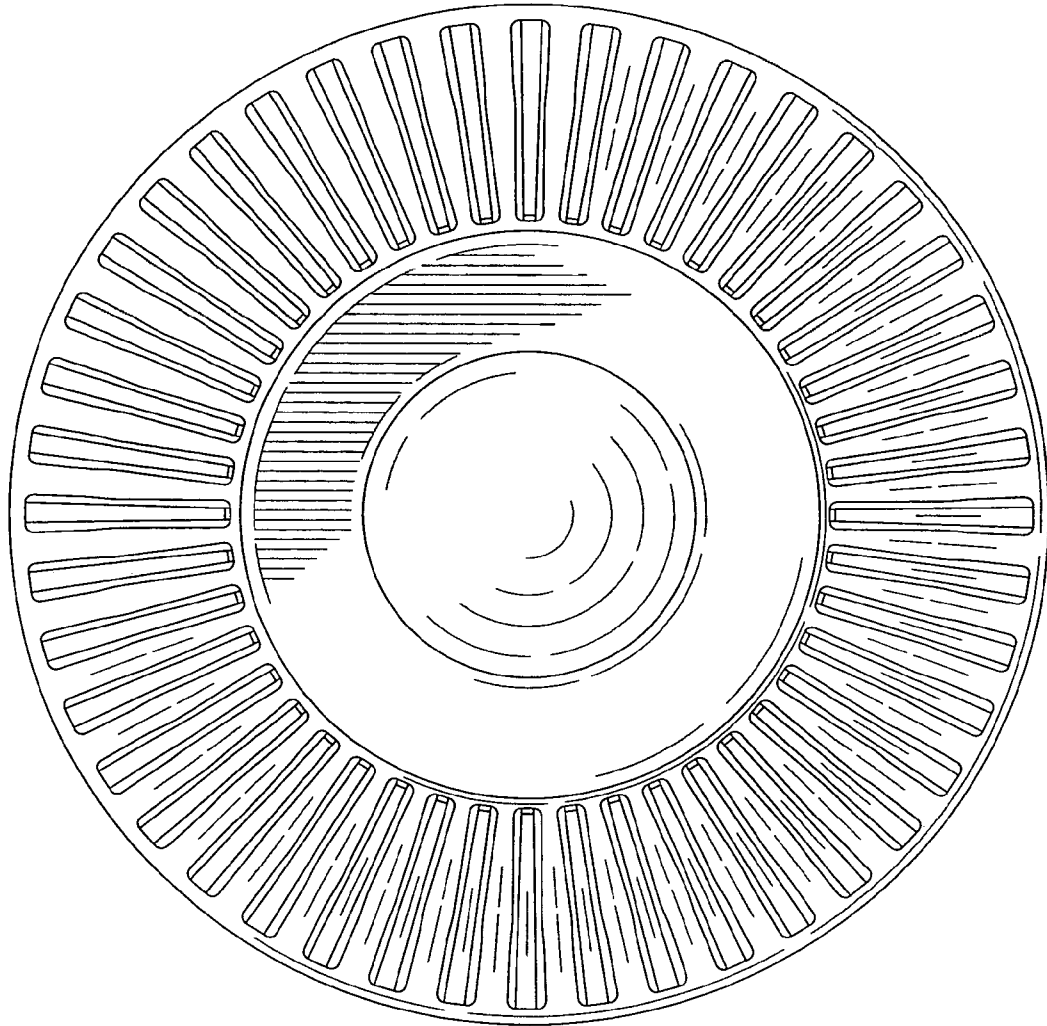


FIG. 4