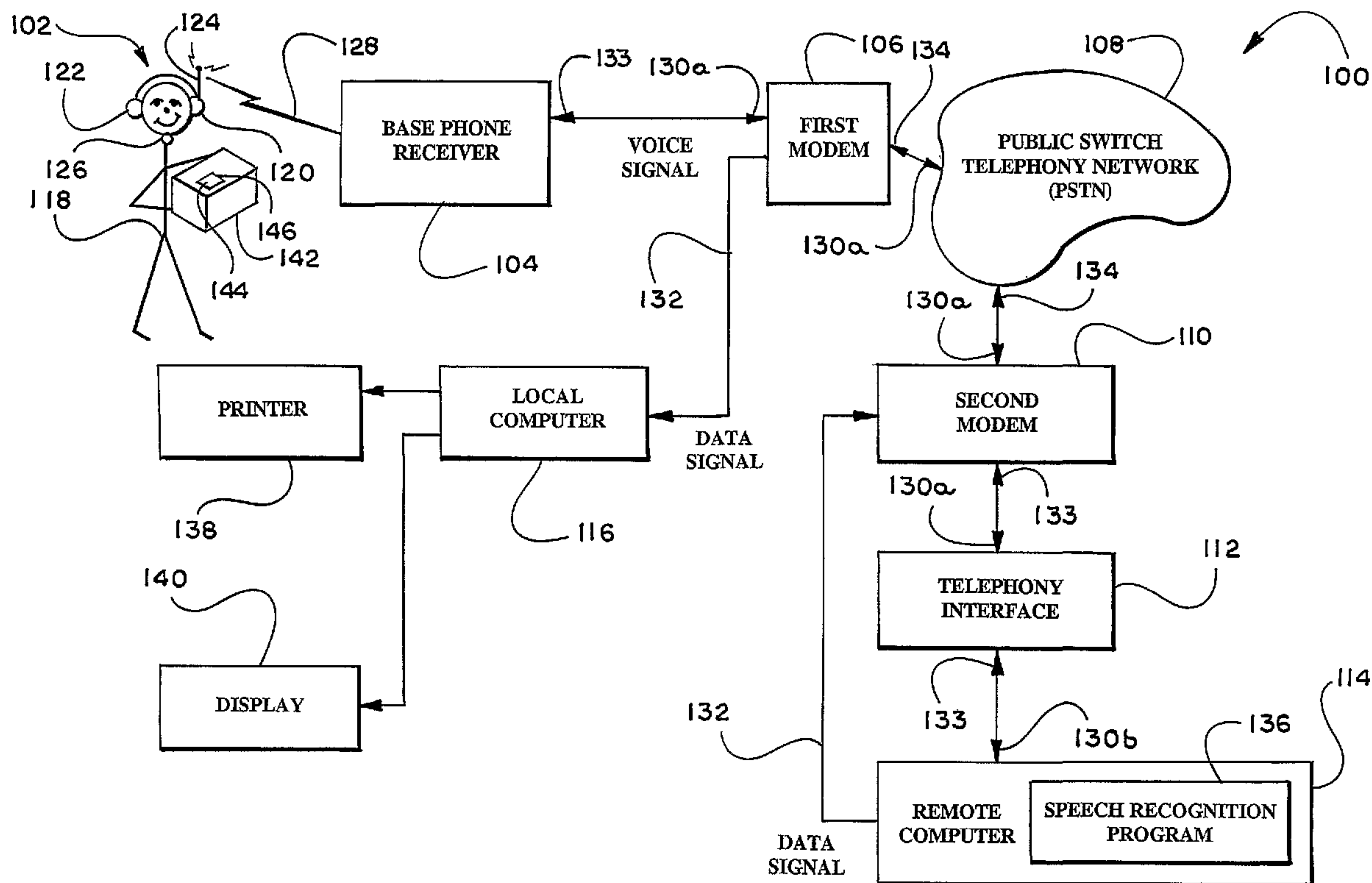




(86) Date de dépôt PCT/PCT Filing Date: 2001/12/05
 (87) Date publication PCT/PCT Publication Date: 2002/06/13
 (45) Date de délivrance/Issue Date: 2005/09/20
 (85) Entrée phase nationale/National Entry: 2003/06/03
 (86) N° demande PCT/PCT Application No.: US 2001/047255
 (87) N° publication PCT/PCT Publication No.: 2002/045872
 (30) Priorité/Priority: 2000/12/07 (09/732,420) US

(51) Cl.Int.⁷/Int.Cl.⁷ B07C 7/00
 (72) Inventeurs/Inventors:
 COGGSHALL, JOHN C., US;
 EDWARDS, JENNIFER M., US;
 SKONBERG, CARL M., US
 (73) Propriétaire/Owner:
 UNITED PARCEL SERVICE OF AMERICA, INC., US
 (74) Agent: FINLAYSON & SINGLEHURST

(54) Titre : SYSTEME DE RECONNAISSANCE DE LA PAROLE A BASE TELEPHONIQUE FOURNISSANT DES
 INFORMATIONS DE TRI DU COURRIER ET DES PAQUETS
 (54) Title: TELEPHONY-BASED SPEECH RECOGNITION FOR PROVIDING INFORMATION FOR SORTING MAIL AND
 PACKAGES



(57) Abrégé/Abstract:

The present invention relates to a telephony-based speech recognition system for sorting packages (142) and letters. The invention includes a wireless telephony set (102) in communication with a computer (114) through a telephony system (108) or network. Sortation information spoken by a user (118) is sent by the wireless telephony set (102) to a speech device or modem

(57) Abrégé(suite)/Abstract(continued):

(106). A signal containing the spoken sortation information is sent by the speech device or modem (106) through the telephony system (108) or network to a computer (114). A stored set of instructions such as a speech recognition program interprets the signal to obtain the spoken sortation information. The computer (114) generates a return signal, such as a data signal, an encoded voice signal, or both, in response to the spoken sortation information. A second modem (110) encodes the return signal and sends the return signal through the telephony system (108) or network to the speech device or modem (106). The speech device or modem (106) decodes the return signal into a data signal (132) for output to a local computer (116) and a voice signal (133) for output to the user (118).

(12) INTERNATIONAL APPLICATION PUBLISHED UNDER THE PATENT COOPERATION TREATY (PCT)

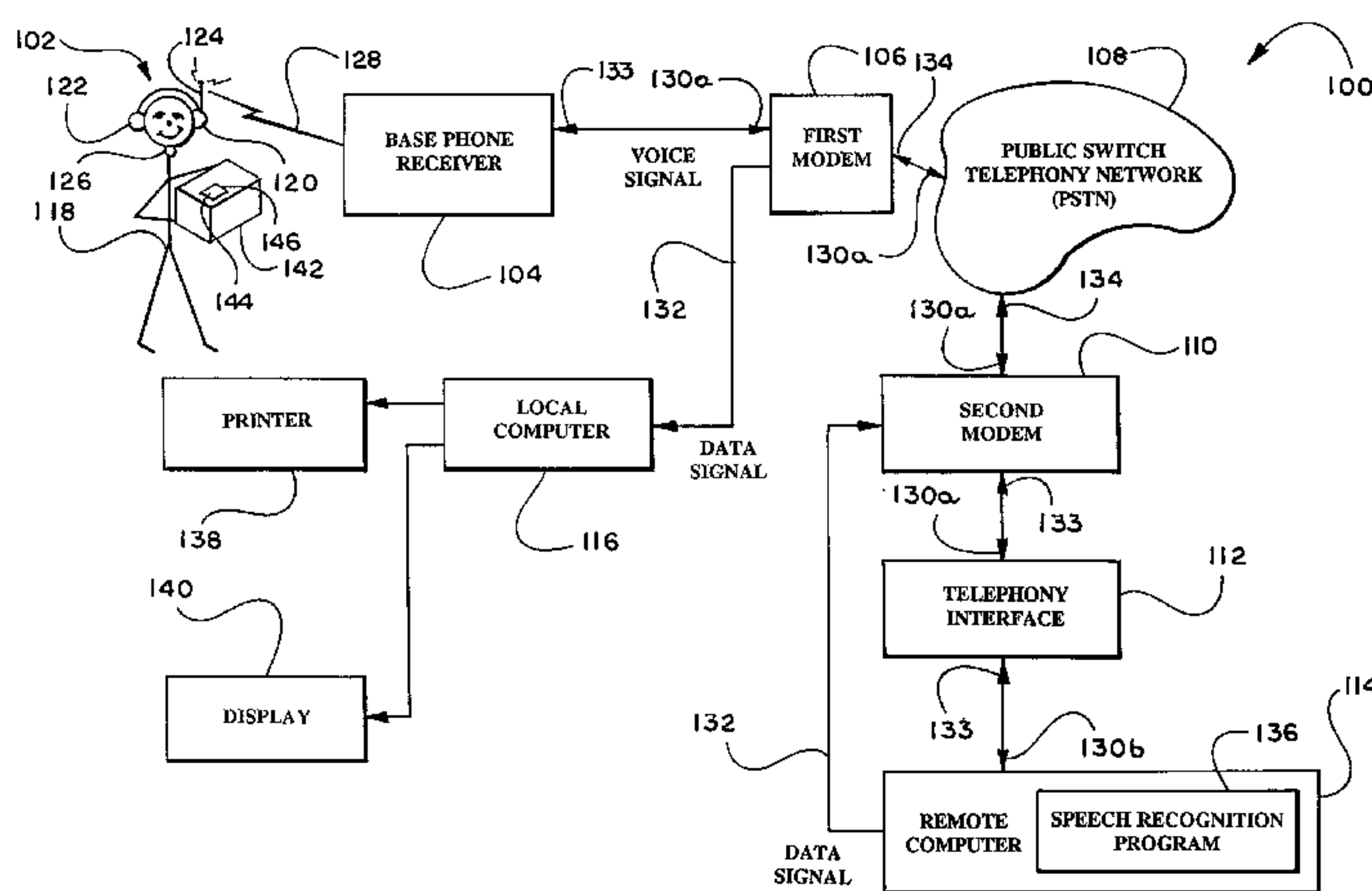
(19) World Intellectual Property Organization
International Bureau(43) International Publication Date
13 June 2002 (13.06.2002)

PCT

(10) International Publication Number
WO 02/45872 A1

- (51) International Patent Classification⁷: **B07C 7/00**
- (21) International Application Number: PCT/US01/47255
- (22) International Filing Date: 5 December 2001 (05.12.2001)
- (25) Filing Language: English
- (26) Publication Language: English
- (30) Priority Data:
09/732,420 7 December 2000 (07.12.2000) US
- (71) Applicant: **UNITED PARCEL SERVICE OF AMERICA, INC.** [US/US]; 55 Glenlake Parkway, N.E., Atlanta, GA 30328 (US).
- (72) Inventors: **COGGSHALL, John, C.**; 22 Woodland Street, New Haven, CT 06511 (US). **EDWARDS, Jennifer, M.**; 2 Meadow View Terrace, Chester, NY 10918 (US). **SKONBERG, Carl, M.**; 223 Godwin Avenue, Wyckoff, NJ 07481 (US).
- (74) Agents: **CARLIN, Gregory, J.** et al.; Alston & Bird LLP, Bank of America Plaza, 101 South Tryon Street, Suite 4000, Charlotte, NC 28280-4000 (US).
- (81) Designated States (*national*): AE, AG, AL, AM, AT, AU, AZ, BA, BB, BG, BR, BY, BZ, CA, CH, CN, CO, CR, CU, CZ, DE, DK, DM, DZ, EC, EE, ES, FI, GB, GD, GE, GH, GM, HR, HU, ID, IL, IN, IS, JP, KE, KG, KP, KR, KZ, LC, LK, LR, LS, LT, LU, LV, MA, MD, MG, MK, MN, MW, MX, MZ, NO, NZ, OM, PH, PL, PT, RO, RU, SD, SE, SG, SI, SK, SL, TJ, TM, TR, TT, TZ, UA, UG, UZ, VN, YU, ZA, ZM, ZW.
- (84) Designated States (*regional*): ARIPO patent (GH, GM, KE, LS, MW, MZ, SD, SL, SZ, TZ, UG, ZM, ZW), Eurasian patent (AM, AZ, BY, KG, KZ, MD, RU, TJ, TM), European patent (AT, BE, CH, CY, DE, DK, ES, FI, FR, GB, GR, IE, IT, LU, MC, NL, PT, SE, TR), OAPI patent (BF, BJ, CF, CG, CI, CM, GA, GN, GQ, GW, ML, MR, NE, SN, TD, TG).
- Published:**
- with international search report
 - before the expiration of the time limit for amending the claims and to be republished in the event of receipt of amendments
- For two-letter codes and other abbreviations, refer to the "Guidance Notes on Codes and Abbreviations" appearing at the beginning of each regular issue of the PCT Gazette.

(54) Title: TELEPHONY-BASED SPEECH RECOGNITION FOR PROVIDING INFORMATION FOR SORTING MAIL AND PACKAGES



(57) **Abstract:** The present invention relates to a telephony-based speech recognition system for sorting packages (142) and letters. The invention includes a wireless telephony set (102) in communication with a computer (114) through a telephony system (108) or network. Sortation information spoken by a user (118) is sent by the wireless telephony set (102) to a speech device or modem (106). A signal containing the spoken sortation information is sent by the speech device or modem (106) through the telephony system (108) or network to a computer (114). A stored set of instructions such as a speech recognition program interprets the signal to obtain the spoken sortation information. The computer (114) generates a return signal, such as a data signal, an encoded voice signal, or both, in response to the spoken sortation information. A second modem (110) encodes the return signal and sends the return signal through the telephony system (108) or network to the speech device or modem (106). The speech device or modem (106) decodes the return signal into a data signal (132) for output to a local computer (116) and a voice signal (133) for output to the user (118).



WO 02/45872 A1

**TELEPHONY-BASED SPEECH RECOGNITION
FOR PROVIDING INFORMATION FOR SORTING MAIL AND
PACKAGES**

TECHNICAL FIELD

The present invention relates generally to mail and package sortation systems, and relates more specifically to a telephony-based speech recognition system for providing information for sorting mail such as packages.

5

BACKGROUND OF THE INVENTION

Generally described, mail or package sortation can be a labor-intensive task. The sortation of mail or packages involves the use of a delivery address affixed to the mail or package. Operations including transportation, weighing, and sorting depend upon the reading of the delivery address. Once the delivery address is read,
10 operations such as automated sorting and the creation of shipment records and billing documents rely upon the delivery address for the accuracy of the records and documents.

Conventional speech recognition systems have been employed by mail or package delivery companies to increase the efficiency of mail and package
15 sortation. Generally, a user's speech input provides delivery address information to a remote computer. The remote computer processes the user's voice or speech input to compare the delivery address to a stored database of correct address information. The remote computer returns feedback to the user regarding the user's speech input. A computer can provide audio or visual feedback to the user
20 regarding a delivery address. Audio feedback can take the form of an audio signal played back to the user via an earphone, headphone, or speaker. Visual feedback can take the form of a video signal sent to a display screen or monitor for viewing by the user. Conventional sortation systems provide a signal to the user in the form

of either an audio signal or a video signal for a display screen. The user receives the feedback from the computer, and the user acts accordingly in response to the signal.

One attempt at a speech recognition sortation system discloses a portable transaction terminal with a bar code reader, a microprocessor, a transceiver, a modem, a visual display, and a speech recognition system incorporated into a headset. When a user performs a sorting operation, the microprocessor receives information input from the bar code scanner or from the output of the speech recognition system processing alphanumeric names and words spoken by the user into the headset. Via the modem, the transceiver can exchange information with a remotely located modem. The microprocessor provides the user with preset audio messages through the headset or with information on the visual display. One drawback to the described equipment is that a headset incorporating features such as a bar code reader, a transceiver, a modem, a display, and a speech recognition system into a single headset makes the headset a complicated and expensive piece of equipment that could be uncomfortable for the user to wear and to operate. Furthermore, a headset containing such complex equipment could be expensive to manufacture and to maintain. Another drawback to the equipment is that the microprocessor cannot send a simultaneous signal, that is, an audio signal to the headset and a signal for the visual display, to the user for feedback.

Another attempt in the art to use speech recognition in mail or package sortation operations includes a headset and a self-contained portable computing apparatus. The computing apparatus includes a speech recognition module, and the headset includes a display for the user, and a microphone and speaker. When the user inputs voice data to the apparatus, the apparatus processes the information with an attached portable computer that provides data feedback to the user in the form of audio feedback through the headset or with visual information on the display. As with the portable transaction terminal described above, one drawback to the described portable computing apparatus is that a headset incorporating features such as a speech recognition module, a display, a microphone, and a speaker into a headset makes the headset a complicated and expensive piece of equipment that could be uncomfortable for the user to wear and to operate in

conjunction with a portable computer also worn by the user. Furthermore, a headset containing such complex apparatus could be expensive to manufacture and to maintain. Another drawback to the apparatus is that the portable computer cannot send a simultaneous signal, that is, an audio signal to the headset and a
5 signal for the visual display, to the user for feedback.

Yet another attempt in the art uses a portable computer carried on the body of the user. The user communicates with the portable computer through a microphone installed in a headset. Spoken address information is sent by the user to the portable computer, where the information is processed into sorting
10 information provided to the user. Again, a drawback is that the headset and portable computer could become uncomfortable for the user to wear and to operate. Furthermore, another drawback is that the portable computer cannot send simultaneous signals, that is, an audio signal to the headset and a signal for the visual display, to the user for feedback.

Therefore, there is a need in the art for a speech recognition system for
15 sorting mail such as packages that is comfortable to wear, and easier to operate and to maintain than conventional systems and apparatuses. Furthermore, there is a need for a speech recognition system for sorting mail such as packages that can return simultaneous signals, that is, an audio signal to the headset and a signal for
20 the visual display, to the user for feedback.

SUMMARY OF THE INVENTION

The present invention seeks to solve the problems described above. The present invention provides a telephony-based speech recognition system for providing information for sorting mail and packages that is comfortable to wear,
25 easier to operate and to maintain than conventional systems and apparatuses. Furthermore, the present invention provides a telephony-based speech recognition system for providing information for sorting mail and packages that can return simultaneous signals to the user for feedback. That is, the system provides simultaneous signals such as a voice signal to a user's headset and a data signal for
30 a display screen or monitor for visual display of information. These objects are

accomplished according to the present invention in a telephony-based speech recognition system for providing information for sorting mail and packages.

A telephony-based speech recognition system that provides the advantages above translates into a lower cost delivery address data acquisition and return
5 system. Simultaneous signals sent in response to a user's spoken delivery address input can provide the user with multiple forms of feedback, and can provide one or more users the same or similar feedback for performing one or more different
10 sortation or delivery operations. In addition, advantages such as user comfort in wearing equipment, ease of equipment operation, and lower maintenance costs, together reduce the overall costs involved in operating a speech recognition system
for sorting mail and packages.

Generally described, the system includes a wireless telephony set for sending sortation information spoken by a user. A first modem receives the spoken
15 sortation information from the wireless telephony set, and sends the spoken sortation information to a second modem through a telephony system. The second modem receives the spoken sortation information through the telephony system,
and sends the spoken sortation information to a computer. The computer receives the signal containing the spoken sortation information from the second modem. The computer processes the signal using a speech recognition program, and in
20 response to the spoken sortation information, the computer generates a return signal with a voice signal and a data signal. The computer sends the voice signal and the data signal to the second modem. The second modem encodes the data
signal with the voice signal and sends the encoded return signal to the first modem through the telephony system. The first modem decodes the encoded return signal
25 into the data signal and the voice signal. The first modem sends the voice signal to the wireless telephony set, and sends the data signal to associated equipment such as a local computer for other feedback uses such as a visual display on a screen
display or printing a label on a printer.

More particularly described, the wireless telephony set includes a
30 microphone and a transmitter. When a user reads sortation information, such as a delivery address associated with a package, into the microphone, the transmitter sends a signal at a radio frequency to a base phone receiver. The base phone

receiver sends the voice signal to a first simultaneous voice and data (SVD) modem. The first SVD modem transmits the voice signal through a public switched telephone network (PSTN) to a second SVD modem.

A second SVD modem receives the voice signal, and sends the signal
5 through a telephony interface to a computer. The computer executes a stored set of instructions such as a speech recognition program to determine the spoken sortation information from the voice signal. In response to the sortation information, the computer generates a return signal with a voice signal and a data signal that is sent back to the second SVD modem. The SVD modem encodes the
10 data signal with the voice signal so that a combination of signals may be sent by the second SVD modem through the public switched telephone network (PSTN) to the first SVD modem. The first SVD modem receives the return signal and decodes the return signal into the voice signal and the data signal. The first SVD modem sends the voice signal to the base phone receiver, and the base phone receiver sends
15 the voice signal to the wireless telephony set. The receiver of the wireless telephony set transmits the voice signal to the speaker for output to the user.

The first SVD modem sends the data signal to a local computer, a printer, a display screen, or any combination of peripheral devices. The data signal can be used to format a label or a screen display. In one preferred embodiment, the data
20 signal can be sent directly to a printer to print a label. Alternatively, the data signal can be sent directly to a display screen for viewing by a user.

In another aspect of the invention, the invention works in conjunction with a local area network (LAN) of computers. A user speaks sortation information into a microphone of a wireless set. The microphone transmits the spoken sortation
25 information to a transmitter. The transmitter sends a signal containing the spoken sortation information over a radio frequency to a speech device such as a speech encoder/decoder. The speech encoder/decoder sends a voice signal through a LAN to a computer. The computer receives the voice signal containing the spoken sortation information. A stored set of instructions such as a speech recognition
30 program interprets the voice signal into the spoken sortation information. In response to the spoken sortation information, the computer generates a return signal with a voice signal and a data signal. The computer encodes the data signal

with the voice signal, and sends the encoded signals through the LAN to the speech encoder/decoder. The speech encoder/decoder decodes or separates the return signal into the voice signal and the digital signal. The voice signal is sent to the receiver of the wireless set. The receiver transmits the voice signal to the speaker
5 for output to the user. The voice signal can contain audio instructions or otherwise provide feedback for the user in response to the spoken sortation information.

The return signal can also be sent to a local computer through the LAN. The local computer decodes the return signal into the data signal. The data signal is sent to an associated printer, display screen or other peripheral device to format a
10 label, display results, or otherwise provide feedback in response to the spoken sortation information.

Other objects, features, and advantages of the present invention will become apparent upon reading the following specification, when taken in conjunction with the drawings and the appended claims.

15 BRIEF DESCRIPTION OF THE DRAWINGS

FIG. 1 is a functional block diagram of a first embodiment of the present invention.

FIG. 2 is a functional block diagram of a second embodiment of the present invention.

20 FIG. 3 is a flowchart illustrating a first method of the present invention.

DETAILED DESCRIPTION OF INVENTION EMBODIMENTS

The invention may be embodied in a system for providing information for sorting mail and packages. In response to receiving a user's voice input containing sortation instructions through a public switched telephony network, a computer
25 such as a central or remote computer uses a speech recognition program to interpret the user's voice input. A response routine associated with the central or remote computer creates a return signal, such as a data signal and a voice signal. The central or remote computer sends the return signal to an encoder device such as a SVD modem to encode the data signal with the voice signal for simultaneous
30 signal transmission through the public switched telephony network. A decoder

device such as another SVD modem receives the return signal through the public switched telephony network and separates or decodes the return signal into the data signal and the voice signal. Each signal portion of the return signal is sent to the user or to several users for various devices and applications, such as an audio
5 headset for an audio response, a display screen or monitor for visual information display, a printer for a label or similar tangible feedback, or similar types of peripheral devices for other mail or sortation functions.

The present invention can be embodied in a system with a computer such as a central or remote computer connected to a first SVD modem in communication
10 with a second SVD modem through a public switched telephony network. A user communicates with the system through a wireless telephony set in communication with a base phone receiver. The wireless telephony set sends a radio communication transmission to the base phone receiver. The base phone receiver sends the user's voice input to the first SVD modem. The first SVD modem
15 converts the user's voice input into a voice signal for transmission through the public switched telephony network to the second SVD modem. The second SVD modem receives the voice signal containing the user's voice input, and sends the voice signal to the central or remote computer. In some cases a telephony interface receives the digital signal prior to the signal reaching the central or remote
20 computer. A speech recognition program associated with the central or remote computer interprets the user's voice input, and a response routine stored in the computer compares the user's voice input to a database of sortation information. The response routine generates a return signal containing, for example, a voice signal and a data signal in response to the user's voice input.

25 The response routine sends the return signal to the second SVD modem to encode the data signal with the voice signal for simultaneous transmission to the first SVD modem through the public switched telephony network. When the first SVD modem receives the return signal, the modem decodes the return signal into the voice signal and the data signal. The first SVD modem sends the voice signal
30 to the base telephone receiver for further transmission to the user through the wireless telephony set. Furthermore, the first SVD modem sends the data signal to

a local computer for processing of the signal for use with a display screen or monitor, a printer for formatting and printing a label, or another peripheral device.

The wireless telephony set can be any device that permits the user to communicate a voice input for transmission through a public switched telephony network, or similar type of network. A base telephone receiver can be any device
5 that can exchange signals between a wireless telephony set and a modem.

The SVD modems used with the invention can be any type of modem or device that can send and receive simultaneous signals such as a data signal and a voice signal. Furthermore, the SVD modems can be any device that can encode a
10 data signal with a voice signal, and further decode the data signal from the voice signal. The public switched telephony network can be any type of network for exchanging signals such as analog and digital signals between two SVD modems.

The telephony interface can be any type of interface for sending and receiving signals from a computer. The computer can be a central or remote
15 computer, or any type of computer or device that can execute a stored set of instructions for recognizing a user's voice input, for generating a response to the user's voice input, and for generating a return signal such as a data signal and a voice signal to be sent back to the user. Typically, a central or remote computer is located away from the user's location, and is accessible by the user through a
20 telephony system or a computer network connection. In some cases, the central or remote computer can be located near or at the user's location, but access is still made by the user through a telephony system or a computer network connection. The local computer can be any type of computer or device that can receive a data signal and process the signal for input to a peripheral device such as a printer, or a
25 display screen or monitor. Typically, a local computer is located at or near the user's location, and can be readily accessible by the user if the data signal is processed for feedback such as a label, a visual display, or similar type of feedback. However, there are some cases when the local computer is positioned at a location inaccessible to the user, but the data signal is sent to another user for feedback such
30 as printing a label, displaying a visual output, or for another similar type of feedback.

Referring now to the drawings, in which like numerals indicate like elements throughout the several views, FIG. 1 illustrates a first embodiment of the present invention. The system 100 includes a wireless telephony set 102, a base phone receiver 104, a first modem 106, a public switched telephony network (PSTN) 108, a second modem 110, a telephony interface 112, a central or remote computer 114, and a local computer 116.

The wireless telephony set 102 can be a conventional telephony headset configured to exchange signals between a user 118 and a base phone receiver 104 over a selected radio frequency. The wireless telephony set 102 includes a wireless receiver 120 connected to a speaker 122, and a wireless transmitter 124 connected to a microphone 126. The user 118 wears the wireless telephony set 102 upon the user's head or any other part of the user's body where the user 118 can speak into the microphone 126 and listen for an output signal through the speaker 122. The wireless transmitter 124 is configured to send a radio signal 128 over a radio frequency from the wireless headset 102 to the base phone receiver 104. The wireless receiver 120 is configured to receive a radio signal 128 over a radio frequency from a base phone receiver 104, and further configured to transmit the signal 128 to the speaker 122. A suitable wireless telephony set is a VL2h Voice Link system manufactured by Voice Communication Interface, Inc. of Wilton, Connecticut.

The base phone receiver 104 is configured for communicating a telephony signal 130a between the wireless telephony set 102 and the first modem 106. Typically, the base phone receiver 104 connects to the first modem 106 by a conventional telephony line. However, telephony connections may include the Internet, wireless communications, and other suitable links. A base phone receiver 104 can for example, be configured to communicate a telephony signal 130a with the first modem 106 over a radio frequency.

The first modem 106 connects between the base phone receiver 104 and the PSTN 108, and between the PSTN 108 and a local computer 116. The first modem 106 is configured for sending and receiving a telephony signal 130a from the base phone receiver 104, as well as for transmitting the telephony signal 130a to the PSTN 108. The first modem 106 is further configured for receiving a data signal

132, a voice signal 133, or a combination of the two such as a composite return signal 134 from the PSTN 108. Using conventional decoding methods and equipment, the first modem 106 is configured to decode or separate a composite return signal 134 with a data signal 132 and a voice signal 133 into a separate data
5 signal component 132 and a voice signal component 133. The first modem 106 is further configured to send the data signal 132 to a local computer 116, and send the voice signal 133 to the base phone receiver 104.

For example, in response to a user's voice input containing sortation information such as a delivery address, a return signal can be created with a voice
10 signal containing a sortation instruction such as a particular sorting bin number to sort a piece of mail or package into, and a data signal containing a sortation instruction such as the particular bin number to sort a piece of mail or package. The voice signal is sent to the base telephone receiver, and transmitted to the user's wireless telephony set for audio receipt of the particular sorting bin number by the
15 user, while the data signal is sent to the local computer for transmission to an associated printer to format and to print a label containing the particular sorting bin number. Other types of signals can be created such as a confirmation tone, or a pre-recorded or computer generated voice response. Other data signals can be created such as text or numeric strings. Using a voice signal combined with a data
20 signal, a return signal can provide sortation information to the user to verify, correct, prompt, or otherwise provide feedback to the user's spoken sortation information.

A suitable first modem is a simultaneous voice and data (SVD) modem capable of communicating a voice signal to and from the base phone receiver 104,
25 and for decoding an encoded data signal received from the PSTN 108. For example, a suitable first modem uses an RC288Aci/SVD chipset manufactured by Rockwell Telecommunications of Newport Beach, California.

The PSTN 108 connects between the first modem 106 and the second modem 110. The PSTN 108 is a conventional public switched telephony system or
30 other type of communication network configured for communicating a telephony signal, a data signal, or a combination of the two signals between the first modem 106 and the second modem 110. The PSTN 108 communicates these types of

signals between the first modem **106** and the second modem **110** by a conventional telephony line or through a radio frequency.

The second modem **110** connects between the PSTN **108** and a telephony interface **112** for a computer. The second modem **110** is configured for communicating a voice signal **130a** containing spoken sortation information from the PSTN **108** to a telephony interface **112**. Furthermore, the second modem **110** is configured for encoding and sending a return signal such as a data signal **132**, or a voice signal **133**, or a combination of the two signals such as a composite return signal **134**. The second modem **110** uses conventional methods and techniques to encode the data signal **132** with the voice signal **133** to form a composite return signal **134**. A suitable second modem can be a simultaneous voice and data (SVD) modem capable of multiplexing voice signal with other signals such as a data signal. For example, a suitable second modem uses a RC288Aci/SVD chipset manufactured by Rockwell Telecommunications of Newport Beach, California.

The telephony interface **112** connects between the second modem **110** and a computer such as a central or remote computer **114**. The telephony interface **112** is configured for receiving a voice signal **130a** from the second modem **110**, and further configured for converting the received signal **130a** to a useful format for the central or remote computer **114**. A suitable telephony interface can be a conventional analog-to-digital converter for converting a voice signal **130a** to a digital signal **130b** for a computer.

As noted, the central or remote computer **114** connects to the telephony interface **112**. The central or remote computer **114** is configured to process a received digitized signal or telephony signal **130b** containing the spoken sortation information from the telephony interface **112**, and is further configured to generate a return signal such as a data signal **132**, a voice signal **133**, or a combination of the two, such as a data signal **132** encoded with a voice signal **133** in response to the spoken sortation information. Typically, the central or remote computer **114** stores a set of instructions containing a speech recognition program **136**, or the set of instructions with a speech recognition program **136** can be stored in an external device (not shown) or format accessible by the central or remote computer **114**. The computer **114** executes the speech recognition program **136** to process the

received signal containing the spoken sortation information into a computer-readable format, such as a data string that can be processed by the computer 114.

The computer 114 is configured to execute a stored set of instructions containing a response routine (not shown) to use the spoken sortation information processed from the speech recognition program 136 to generate a return signal. Typically, the computer 114 can access a database (not shown) or a storage device containing sortation information. For example, the computer 114 is configured to process the received spoken sortation information such as a delivery address by checking a database such as a database containing previously stored delivery addresses to verify the accuracy of the received sortation information. The response routine is configured to use the database sortation information to create a return signal such as a digitized signal containing a voice response with the particular sorting bin number and a data signal with the particular sorting bin number corresponding to the user's spoken delivery address. Other response routines can be configured to use spoken sortation information processed from the speech recognition program 136 to generate a return signal based upon comparison to a database, information in a storage device, or data stored in other similar structures or devices.

Thus, in response to the received spoken sortation information, the central or remote computer 114 is configured to generate a return signal such as a data signal 132 or a voice signal 133, or a combination of the two, as a composite return signal 134. The computer 114 can send the return signal back to the user 118 or to a local computer 116 for associated uses in the following manner.

The central or remote computer 114 connects to the second modem 110. As previously described, the second modem 110 is configured for multiplexing a voice signal with other signals such as a digital signal. That is, the second modem 110 is configured to transmit a return signal containing a combination of voice and data signals from the computer 114 to the PSTN 108. Furthermore, the PSTN 108 connects to the first modem 106, and is configured to transmit simultaneous voice and data signals from the second modem 110 to the first modem 106.

The local computer 116 connects between the first modem 106 and computer peripheral devices such as a printer 138 and display screen 140. The

local computer 116 is configured for processing the decoded data signal component from the central or remote computer 114. The processed data signal component can be formatted with an associated printer 138 connected to the local computer 116. In addition, the processed data signal component can be formatted and printed
5 for visual display on an associated display screen 140 connected to the local computer 116. Other associated computer peripheral devices such as a storage device or other output devices can be configured to receive the processed data signal component from the local computer 116. Alternatively, the first modem 106 can connect directly to a computer peripheral device, such as the printer 138 or the
10 display screen 140, where the first modem 106 is configured to bypass the local computer 116 to send the decoded data return signal directly to the computer peripheral device 138, 140.

To operate a telephony-based speech recognition system 100, a user 118 wears a wireless telephony set 102. The user 118 initiates a sortation operation
15 such as sorting a package 142, or a letter, a parcel, and the like. The user 118 reads sortation information, such as a package delivery address 144 on a label 146 associated with the package 142, into a microphone 126 of the wireless telephony set 102. The microphone 126 transfers the spoken sortation information to a wireless transmitter 124 of the wireless telephony set 102. The wireless transmitter
20 124 sends a radio signal 128 containing the spoken sortation information over a radio frequency to a base phone receiver 104.

The base phone receiver 104 receives the radio signal 128 from the transmitter 124, and generates a voice telephony signal 130a containing the spoken sortation information. The base phone receiver 104 sends the voice telephony
25 signal 130a to a first modem 106 by way of a radio frequency or conventional telephony line.

The first modem 106 receives the voice telephony signal 130a containing the sortation information from the base phone receiver 104. The first modem 106 sends the voice telephony signal 130a containing the spoken sortation information
30 through the public switched telephony network (PSTN) 108. The PSTN 108 receives the voice signal 130a containing the spoken sortation information from the

first modem 106, and transmits the signal 130a to a second modem 110 by way of a radio frequency or conventional telephony line.

When the second modem 110 receives the voice signal 130a from the PSTN 108, the second modem 110 sends the voice signal 130a to a telephony interface 112. The telephony interface 112 receives the signal 130a from the telephony interface 112, and converts the signal 130a to a format 130b to allow the central or remote computer 114 to execute a speech recognition program 136.

When the central or remote computer 114 receives the converted signal 130b from the telephony interface 112, the computer 114 executes a set of instructions containing a speech recognition program 136 to interpret the spoken sortation information in the converted signal 130b. The speech recognition program 136 processes the spoken sortation information to determine the content of the spoken sortation information. For example, the spoken sortation information can contain a delivery address 144 on a label 146 affixed to a package 142. The speech recognition program 136 interprets the converted signal 130b as the user-spoken delivery address for use by an associated response routine (not shown).

The response routine uses the results from the speech recognition program 136 to generate a return signal such as a digitized voice signal 133 or a data signal 132, or both as a composite return signal 134, in response to the spoken sortation information. A return signal is a response sent back to the user 118, to the local computer 116, or to a computer peripheral device 138, 140 based upon the spoken sortation information, such as a delivery address 144. For example, the computer 114 can access an internal or external database to verify or compare the spoken sortation information containing a delivery address 144 with previously stored addresses. In response to finding a matching address to the delivery address, the computer 114 generates a corresponding return signal such as a validated text string. The validated text string can contain a verification code authorizing the delivery of the package to the delivery address 144, or to a particular sorting bin corresponding to the delivery address 144. Alternatively, in response to finding no matching delivery address, the computer 114 generates a corresponding return signal such as a validated text string containing a code rejecting the delivery of the package to the delivery address 144. In either case, the validated text string in the

return signal is sent to the user 118 to verify, correct, prompt, or otherwise provide feedback for the user's spoken sortation information.

Other examples of a return signal that can be generated by the computer such as a central or remote computer 114 are a voice signal that contains a prompt
5 for a user, a query for additional sortation information, or other similar types of feedback for the user 118. Yet another example of a return signal that can be generated by the central or remote computer 114 is a composite return signal 134 such as a data signal 132 encoded with a voice 133. The data signal 132 can contain return sortation information, such as a sorting bin identification code, a
10 confirmation code, and the voice signal 133 can contain an audio confirmation response.

The central or remote computer 114 sends the voice signal 133 back to the user 118 through the system 100. The voice signal portion 133 is sent from the central or remote computer 114 through the telephony interface 112 to the second
15 modem 110. The second modem 110 receives the voice signal 133 from the telephony interface 112.

The digital signal 132 is sent from the central or remote computer 114 directly to the second modem 110. The second modem 110 receives both the data signal 132 and the voice signal 133, and encodes the data signal 132 with the voice
20 signal 133 to form a composite return signal 134. The second modem 110 sends the composite return signal 134 containing the data signal 132 and the voice signal 133 through the PSTN 108 to the first modem 106.

The first modem 106, previously described as configured to handle simultaneous voice and data transmission, receives the composite return signal 134
25 containing voice signal 133 and the data signal 132. The first modem 106 decodes the composite return signal 134 into the separate voice signal 133 and the data signal 132. The decoded voice signal 133 is sent to the user 118 through the base wireless phone receiver 104. The base wireless phone receiver 104 receives the voice signal 133 from the first modem 106, and then sends the voice signal 133 to
30 the wireless receiver 120 in the user's wireless telephony headset 102. The user 118 receives the voice signal 133 in the form of an audio signal containing return sortation information, such as a sorting bin number or a confirmation tone,

transmitted from the wireless receiver **120** to the speaker **122** in the user's wireless telephony headset **102**.

The decoded data signal portion **132** is sent by the first modem **106** to a local computer **116** connected to the first modem **106**. The local computer **116** receives the data signal **132**, and uses the data signal **132** as input into a stored set of instructions. The local computer **116** can execute the stored set of instructions to instruct an associated printer **138** to print a label with a MaxiCode symbol, a bar code, a zip code, or other type of machine-readable code or text information, or to display information on an associated display monitor **140** or screen.

Alternatively, the first modem **106** can send the data signal **132** to a printer **138** associated with the first modem **106**. Using the data signal **132**, the printer **138** can format and print return sortation information contained within the data signal portion **132**. Furthermore, the data signal **132** can also be sent directly from the first modem **106** to a display monitor **140** or screen associated with the first modem **106**. Using the data signal **132**, the display monitor **140** or screen can visually display return sortation information contained within the data signal portion **132**.

FIG. 2 is a functional block diagram of a second embodiment of the present invention. The present invention is shown embodied in system **200** including a local area network (LAN) of computers **202**. The system **200** includes a speech device such as a speech encoder/decoder **204** in communication with the LAN **202** to exchange speech input signals and speech output signals with one or more associated computers **206**, **208**. The speech encoder/decoder **204** is configured for digitally encoding a voice input signal from a user **210** for use by a computer. Furthermore, the speech encoder/decoder **204** is configured for decoding or converting a return signal from the LAN **202** to an audio format for the user **210**. The speech encoder/decoder **204** includes a processor **212** to convert a user's voice input into a digital signal format that can be communicated through the LAN **202** to one or more associated computers **206**, **208**. For example, a speech encoder/decoder **204** can include a processor configured with Voice over the Internet Protocol (VoIP), or with a similar type protocol providing voice transmission over the Internet. Alternatively, the processor may be equipped with a

speech recognition hardware or software module to convert a user's voice input to a format for transmission over the LAN 202 or Internet.

A wireless set 214 worn by the user 210 communicates with the speech encoder/decoder device 204 to exchange signals. The wireless set 214 can be similar to the wireless telephony set 102 described in FIG. 1, and can include similar type components such as a wireless receiver 216 connected to a speaker 218, and a wireless transmitter 220 connected to a microphone 222. A user 210 wears the wireless set 214 upon the user's head or any other part of the user's body where the user 210 can speak into the microphone 222 and listen for an output signal through the speaker 218.

The wireless transmitter 220 is configured to receive a user's voice input containing user spoken sortation information from the microphone 222, and converts the user's voice input into a signal 224. The wireless transmitter 220 is further configured to send the signal 224 over a radio frequency to the speech encoder/decoder 204. The wireless receiver 216 is also configured to receive a signal 224 over a radio frequency from the speech encoder/decoder 204, and further configured to transmit the signal 224 to the speaker 218. A suitable wireless headset is a VL2h Voice Link system manufactured by Voice Communication Interface, Inc. of Wilton, Connecticut.

The LAN 202 is a distributed network of computers. The present invention can also be implemented with the Internet, an intranet, or other type of computer network. The LAN 202 connects between the speech encoder/decoder 204 and a computer such as a remote computer 206. The LAN 202 is configured for transmitting a user's voice input that has been converted into a signal format using Voice over the Internet Protocol (VoIP) or a similar type protocol, or transmit a signal from speech recognition hardware or software as described above. Furthermore, the LAN 202 is configured for transmitting a data and encoded voice output return signal generated by the remote computer 206.

The remote computer 206 is connected to the LAN 202 by a conventional data link so that the remote computer 206 is configured to communicate with the LAN 202. The remote computer 206 is further configured for receiving a user's voice input that has been converted into a digital signal format using Voice over

the Internet Protocol (VoIP) or a similar type protocol, or a signal from a speech recognition hardware or software module. Typically, a computer such as a remote computer 206 is at a location away from the location of the user 210 and further inaccessible to user, except by communication through the LAN 202. In some cases, the local computer 208 is positioned at the location of or near the location of the user 210, however, the local computer 208 remains connected to the LAN 202 in communication with the local computer 208. Using conventional speech recognition hardware or software (not shown), the remote computer 206 can process a signal format containing the user's voice input to determine a text string containing the user's spoken sortation information. In response to the user's spoken sortation information, the remote computer 206 uses a response routine (not shown) to generate a digital data return signal 227, or an encoded audio output return signal 226, or both 226, 227. Typically, the remote computer 206 compares the spoken sortation information of the signal received from the LAN 202 to sortation information in an associated database. The remote computer 206 generates a digital data return signal 227, or an encoded audio output return signal 226, or both 226, 227, based upon the comparison of the text string containing the spoken sortation information with the sortation information in the associated database. A suitable remote computer 206 is a Deskpro Pentium III desktop computer manufactured by Compaq Computer Corporation of Houston, Texas.

A local computer 208 connects to the LAN 202 with a conventional link so the local computer 208 can communicate with the LAN 202. The local computer 208 is a computer connected to the LAN 202 in communication with the remote computer 206. Typically, the local computer 208 is located at the location of or near the location of the user 210. In some cases, the local computer 208 is positioned at a location inaccessible to the user 210, however, the local computer 208 remains connected to the LAN 202 in communication with the remote computer 206. The local computer 208 is configured to receive an output return signal that is a digital data return signal 227 from the remote computer 206 through the LAN 202. The local computer 208 can process the digital data return signal 227, and send a digital data return signal 227 to an associated printer 228 or a screen display 230 or monitor, or both. Other associated computer peripheral

devices such as a storage device or other output devices can be configured to receive the digital data return signal from the local computer 208.

The printer 228 receives the digital data return signal 227 from the local computer 208. The printer 228 is configured for formatting and a printing
5 information contained within the digital data return signal 227.

The screen display 230 or monitor receives the digital data return signal 227 from the local computer 208. The screen display 230 or monitor is configured for formatting and displaying information contained within the digital data return signal 227.

10 Alternatively, the remote computer 206 can send the digital data return signal 227 directly to a printer 228 associated with the LAN 202. Using the digital data return signal 227 the printer 228 can format and print return sortation information contained within the digital data return signal 227. Furthermore, the digital data return signal 227 can also be sent directly from the remote computer
15 206 to a display monitor 230 or screen associated with the local computer 208. Using the digital data return signal 227, the display monitor 230 or screen can visually display sortation information contained within the digital data return signal 227.

To operate the system 200, a user 210 wears the wireless headset 214. The
20 user 210 initiates a sortation operation such as sorting a package 232, or a letter, a parcel, and the like. The user 210 reads sortation information, such as a package delivery address 234 on a label 236 associated with the package 232, into the microphone 222 of the wireless headset 214. The microphone 222 transfers the spoken sortation information to the transmitter 220, and the transmitter 220 sends a
25 radio signal 224 to the speech encoder/decoder 204. The speech encoder/decoder 204 receives the radio signal 224, and the processor 212 converts the radio signal 224 into a digital signal for transmission over the LAN 202 using Voice over the Internet Protocol (VoIP) or a similar type protocol. Alternatively, the processor 212 may be equipped with conventional speech recognition hardware or software
30 (not shown) that can convert the radio signal 224 containing spoken sortation information into a digital signal for transmission over the LAN 202 or Internet.

The speech encoder/decoder **204** sends a signal **238** containing the spoken sortation information to the LAN **202**.

The LAN **202** receives the signal **238** from the speech encoder/decoder **204**, and transmits the signal **238** to the remote computer **206**. The remote computer
5 **206** receives the signal **238** from the LAN **202**, and uses conventional speech recognition hardware or software (not shown) to process the signal **238** containing the spoken sortation information. In response to the spoken sortation information, the remote computer **206** generates an output return signal containing a digital data return signal **227**, an encoded audio output return signal **226**, or both **226**, **227**.
10 The remote computer **206** sends the output return signal containing an encoded audio return signal **226** back to the speech encoder/decoder **204** through the LAN **202**.

For example, the remote computer **206** can receive a signal **238** from the LAN **202** comprising spoken sortation information, such as a delivery address **234**.
15 Using a speech recognition hardware or software module, the remote computer **206** processes the signal **238** into a text string format. The remote computer **206** compares the text string containing the spoken sortation information with an associated database (not shown) containing sortation information such as previously stored addresses. The remote computer **206** accesses the associated
20 database to verify or compare the text string containing the spoken sortation information with previously stored addresses in the associated database. In response to finding a matching address to the spoken sortation information, the computer **206** generates a corresponding output return signal containing a digital data return signal **227** or an encoded audio output return signal **226**, or both **226**,
25 **227**, such as a validated text string. The validated text string can contain a verification code authorizing the delivery of the package to the delivery address. The remote computer **206** sends the output return signal containing the digital data return signal **227**, an encoded audio output return signal **226**, or both **226**, **227**, back to the speech encoder/decoder device through the LAN **202**.

30 Alternatively, in response to finding no matching delivery address, the remote computer **206** generates a corresponding output return signal **226** such as a validated text string containing a code rejecting the delivery of the package to the

delivery address 234. In either case, an output return signal 226 containing an encoded audio output return signal 226 is sent to the user 210 to verify, correct, prompt, or otherwise provide feedback for the user's spoken sortation information.

Other examples of an output return signal that can be generated by a computer such as a remote computer 206 are an audio signal that contains a prompt for a user, a query for additional sortation information, or other similar types of feedback for the user 210. Another example of an output return signal that can be generated by the remote computer 206 is a digital data signal portion 227. The digital data signal portion 227 can contain return sortation information, such as a confirmation code for a printer or a display.

The LAN 202 receives the output return signal 226 from the remote computer. The LAN 202 sends the output return signal 226 to the speech encoder/decoder 204. The wireless receiver 216 of the speech encoder/decoder 204 receives the output return signal 226 from the LAN 202. The encoder/decoder 204 sends the output return signal 226 to the processor 212. The processor 212 decodes the output return signal 226 into an analog audio signal. The decoded audio signal is sent as a signal 224 through a radio frequency to the receiver 220 of the wireless set 218. The receiver transfers the signal 224 to the speaker 218 of the wireless set 218. The user 210 listens to the signal 224 in the form of an audio signal containing return sortation information transmitted from the speaker 218.

The processor 212 can also send a decoded digital data signal 227 to the user 210. The processor 212 can operate in conjunction with conventional speech synthesis software or hardware (not shown) to create synthesized speech. The synthesized speech can be sent to the user 210 through the speaker 218 in the user's wireless set 218. For example, a digital data signal 227 containing return sortation information can be processed by the speech synthesis software or hardware module to create a synthesized speech command. The processor 212 sends the synthesized speech command through a signal 224 by radio frequency to the receiver 220. The receiver 220 transfers the signal to the speaker 218, so that the speaker 218 can broadcast the synthesized speech command to the user 210.

FIG. 3 is a logic flow diagram illustrating a first method of the present invention. The first method 300 can be used with different embodiments of the

invention. For example, the first method **300** is described as follows in conjunction with the system **100** described in FIG. 1. The first method **300** begins at step **302**.

Step **302** is followed by step **304**, in which the system **100** receives spoken sortation information containing a package address from a user. As shown in FIG. 1, a user **118** wears a wireless telephony set **102**. The user **118** initiates a sortation operation such as sorting a package **142**, or a letter, a parcel, and the like. The user reads sortation information, such as a delivery address **144** on an associated label **146** on the package **142**, into a microphone **126** of a wireless telephony set **102**.

Step **304** is followed by step **306**, in which the system **100** sends the spoken sortation information to a remote computer **114**. The microphone **126** transfers the spoken sortation information to a transmitter **124** that sends a radio signal **128** containing the spoken sortation information to a base phone receiver **104**. The base phone receiver **104** sends a voice signal **130a** containing the spoken sortation information to a first modem **106** by way of a radio frequency or conventional telephony line. The first modem **106** sends the voice signal **130a** containing the spoken sortation information through a public switched telephony network (PSTN) **108**. The PSTN **108** transmits the signal **130a** to a second modem **110** by way of a radio frequency or conventional telephony line. The second modem **110** sends the voice signal **130a** to a telephony interface **112**. The telephony interface converts the signal **130a** to a format for a computer such as a remote computer **114** executing a speech recognition program **136**. The remote computer **114** receives the converted signal **130b** from the telephony interface **112**, and processes the converted signal **130b** into sortation information.

Step **306** is followed by step **308**, in which the system **100** generates a return signal, such as a data signal **132**, a voice signal **133**, or a combination of the two in a composite return signal **134**, in response to receiving the spoken sortation information such as a delivery address **144**. The remote computer **114** executes a set of instructions containing a speech recognition program **136** to interpret the spoken sortation information containing the delivery address in the converted signal **130b**. The speech recognition program **136** processes the spoken sortation information to determine sorting and/or delivery information. For example, the spoken sortation information can contain a delivery address **144** from a package

142 or a label 146. A response routine, (not shown) uses the delivery address 144 from the speech recognition program 136 to generate a return signal in response to the spoken sortation information. A return signal is a response sent back to the user 118, to the local computer 116, or to a computer peripheral device 138, 140
5 based upon the spoken sortation information. For example, the computer 114 can access an internal or external database to verify or compare the spoken sortation information containing a delivery address 144 with previously stored addresses. In response to finding a matching address to the delivery address 144, the computer 114 generates a corresponding return signal such as a validated text string. The
10 validated text string can contain a verification code authorizing delivery to the delivery address 144. Alternatively, in response to finding no matching delivery address, the computer 114 generates a corresponding return signal such as a validated text string containing a code rejecting the delivery to the delivery address 144. In either case, the validated text string in the return signal is sent to the user
15 118 to verify, correct, prompt, or otherwise provide feedback for the user's spoken sortation information.

Step 308 is followed by step 310, in which the system 100 encodes the return signal as a data signal 132, a voice signal 133, or a combination of the two as a composite return signal 134. The remote computer 114 sends the voice signal
20 133 through the telephony interface 112 to the second modem 110. The second modem 110 receives the voice signal 133 from the telephony interface 112. The data signal 132 is sent from the central or remote computer 114 directly to the second modem 110. The second modem 110 receives both the data signal 132 and the voice signal 133, and encodes the data signal 132 with the voice signal 133 to
25 form a composite return signal 134.

Step 310 is followed by step 312, in which the system 100 sends the composite return signal 134 to the first modem 106. The second modem 110 sends the composite return signal 134 containing the data signal 132 and the voice signal 133 through the PSTN 108 to the first modem 106.

30 Step 312 is followed by step 314, in which the system 100 decodes the composite return signal 134. The first modem 106 decodes the return signal 134 into the separate voice signal 133 and the data signal 132. The decoded voice

signal 133 can be sent to the user 118 through the base wireless phone receiver 104. The base wireless phone receiver 104 receives the voice signal 133 from the first modem 106, and then sends the voice signal 133 to the wireless receiver 120 in the user's wireless telephony headset 102. The user receives the voice signal 133 in the form of an audio signal containing return sortation information transmitted from the wireless receiver 120 to the speaker 122 in the user's wireless telephony headset 102.

The decoded data signal 132 can be sent by the first modem 106 to a local computer 116 connected to the first modem 106. The local computer 116 receives the data signal 132, and uses the data signal 132 as input into a stored set of instructions. The local computer 116 can execute the stored set of instructions to instruct an associated printer 138 to print a label, or to display information on an associated display monitor 140 or screen.

Step 314 is followed by step 316, in which the method 300 ends.

In view of the foregoing, it will be appreciated that the invention provides a telephone-based speech recognition system for providing information for use in sorting packages and letters. The present invention provides a telephone-based speech recognition system for providing information for use in sorting packages and letters that is comfortable to wear, and easier to operate and to maintain than conventional systems and apparatuses. Furthermore, the present invention provides a telephony-based speech recognition system for providing information for sorting mail and packages that can return simultaneous signals to the user for feedback. It will be understood that the preferred embodiment has been disclosed by way of example, and that other modifications may occur to those skilled in the art without departing from the scope and spirit of the appended claims.

CLAIMS

The invention claimed is:

1. A system for processing sortation information spoken by a user, and for generating a return signal with a computer for transmission back to the user on a telephony system in response to sortation information spoken by the user,
5 comprising:
 - a wireless telephony set being operative to:
 - receive sortation information spoken by a user;
 - send the sortation information to a first modem,
 - the first modem being operative to:
10 send spoken sortation information from the wireless telephony set to a second modem through the telephony system;
 - the second modem being operative to:
 - receive spoken sortation information from the first modem;
 - send spoken sortation information to a computer; and
 - 15 the computer being operative to:
 - receive the spoken sortation information from the second modem;
 - generate a return signal comprising a voice signal and a data signal in response to the spoken sortation information;
 - send the voice signal and the data signal to the second modem;
 - 20 the second modem further operative to:
 - encode the data signal with the voice signal for transmission to the first modem through the telephony system;
 - the first modem further operative to:
 - 25 decode the data signal and the voice signal from the second modem into the separate voice signal and data signal;
 - send the voice signal to the wireless telephony set; and
 - the wireless telephony set further operative to:
 - receive the voice signal from the computer.

2. The system of Claim 1, wherein the spoken sortation information comprises a delivery address.

3. The system of Claim 1, wherein the wireless telephony set comprises a transmitter being operative to send spoken sortation information to the first modem, and a receiver being operative to receive a return signal from a first modem.

4. The system of Claim 3, wherein the wireless telephony set further comprises a microphone being operative to receive spoken input from a user and a speaker being operative to broadcast the return signal received by the receiver.

5. The system of Claim 3, wherein the wireless telephony set further comprises:

a base phone receiver being operative to:

receive spoken sortation information from the transmitter, and

send the spoken sortation information to the first modem.

6. The system of Claim 1, wherein the telephony system comprises a wireless telephone network.

7. The system of Claim 6, wherein the telephony system comprises a public switched telephone network.

8. The system of Claim 1, wherein the computer further comprises a telephony interface being operative to transfer spoken sortation information from the second modem to the remote computer.

9. The system of Claim 1, wherein the computer is further operative to execute a set of instructions containing a speech recognition routine to interpret the spoken sortation information.

10. The system of Claim 1, wherein the computer comprises a remote
5 computer.

11. The system of Claim 1, wherein the first modem comprises a simultaneous voice and data (SVD) modem.

12. The system of Claim 11, wherein the second modem comprises a simultaneous voice and data (SVD) modem.

10 13. The system of Claim 1 wherein the return signal comprises a prompt for the user to respond to the accuracy of the spoken sortation information.

14. The system of Claim 1 wherein the return signal comprises a sortation instruction.

15 15. The system of Claim 1, wherein the first modem is further operative to decode the return signal into a voice signal and a data signal.

16. The system of Claim 15, wherein the first modem is further operative to send the data signal to a local computer.

17. The system of Claim 16, wherein the data signal is processed by the local computer, and the local computer instructs an associated printer to format or
20 to print a label.

18. The system of Claim 16, wherein the data signal is processed by the local computer, and the local computer displays the information on an associated visual display device.

19. The system of Claim 15, wherein the first modem sends the data signal to an associated printer to format or to print a label.

20. The system of Claim 15, wherein the first modem sends the data signal to an associated visual display device to display information.

5 21. The system of Claim 15, wherein the voice signal comprises audio instructions in response to the user's spoken sortation information.

22. A system for processing sortation information spoken by a user and for generating a return signal comprising a data signal encoded with a voice signal in response to the spoken sortation information, comprising:

10 a speech device with a speech encoder and a speech decoder, wherein the speech encoder is configured for receiving spoken sortation information from a user and encoding the spoken sortation information into a data signal, and wherein the speech decoder is configured for receiving a return signal based upon the spoken sortation information and decoding the return signal into a voice signal;

15 a computer configured for processing the data signal containing spoken sortation information from the speech encoder, and further configured for generating a return signal based upon the spoken sortation information, wherein the return signal simultaneously comprises both a data signal and an encoded voice signal; and

20 a network for communicating signals between the speech device and the computer, wherein the speech encoder sends the spoken sortation information through the network to the computer, wherein the speech decoder receives the return signal comprising the data signal encoded with the voice signal from the computer through the network.

25 23. The system of Claim 22, wherein the spoken sortation information comprises a delivery address or instruction.

24. The system of Claim 22, wherein the speech device comprises a wireless telephony set with a transmitter configured to send spoken sortation information to the speech encoder and a receiver configured to receive a return signal from the speech decoder.

5 25. The system of Claim 24, wherein the wireless telephony set further comprises a microphone configured to receive spoken input from a user and a speaker operative to broadcast the return signal received by the receiver.

26. The system of Claim 22, wherein the network comprises a local area network of computers.

10 27. The system of Claim 22, wherein the computer is further configured to execute a set of instructions containing a speech recognition program to interpret the spoken sortation information.

28. The system of Claim 22, wherein the computer comprises a remote computer.

15 29. The system of Claim 22, wherein the return signal comprises a prompt for the user to respond to the accuracy of the spoken sortation information.

30. The system of Claim 22, wherein the return signal comprises a sortation instruction.

20 31. The system of Claim 22, wherein the return signal comprises an audio instruction in response to the user's spoken sortation information.

32. The system of Claim 22, wherein the computer is further configured to send the return signal to a local computer.

33. The system of Claim 32, wherein the return signal is processed by the local computer, and the local computer instructs an associated printer to format or to print a label.

34. The system of Claim 32, wherein the return signal is processed by the local computer, and the local computer displays the information on an associated visual display device.

35. The system of Claim 22, wherein the computer sends the return signal to an associated printer to format and print a label.

36. The system of Claim 22, wherein the computer sends the data signal to an associated visual display device.

37. In a telecommunications network, including a base telephone receiver and a computer, a method for processing spoken sortation information and for generating a response to the spoken sortation information, comprising:

receiving spoken sortation information from a user through the base telephone receiver;

generating a return signal with the computer in response to receiving the spoken sortation information, wherein the return signal comprises a data signal encoded with a voice signal for transmission to the base telephone receiver;

sending the return signal to the user through the base telephone receiver;

and

decoding the return signal into the data signal and the voice signal.

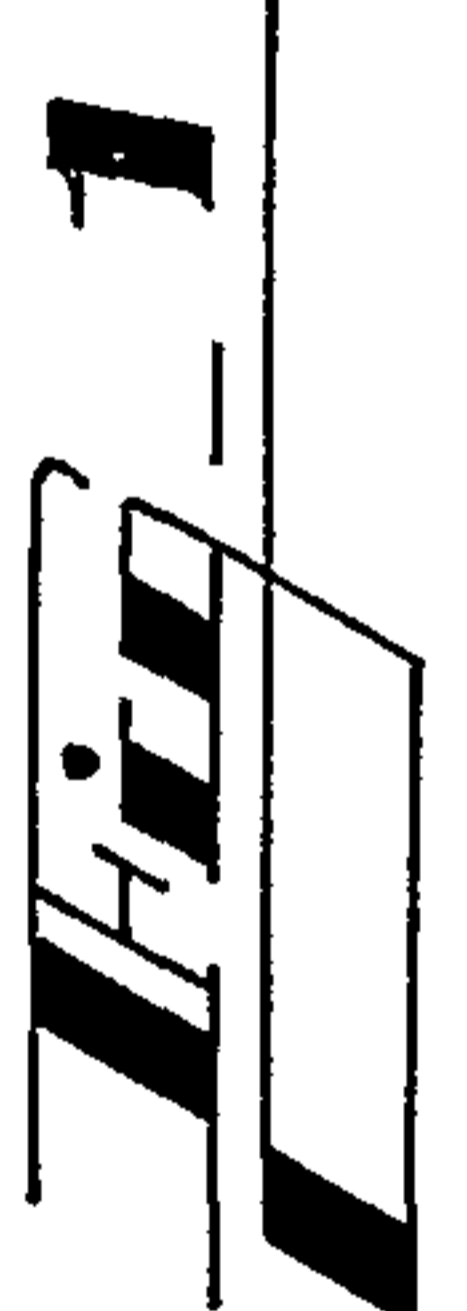
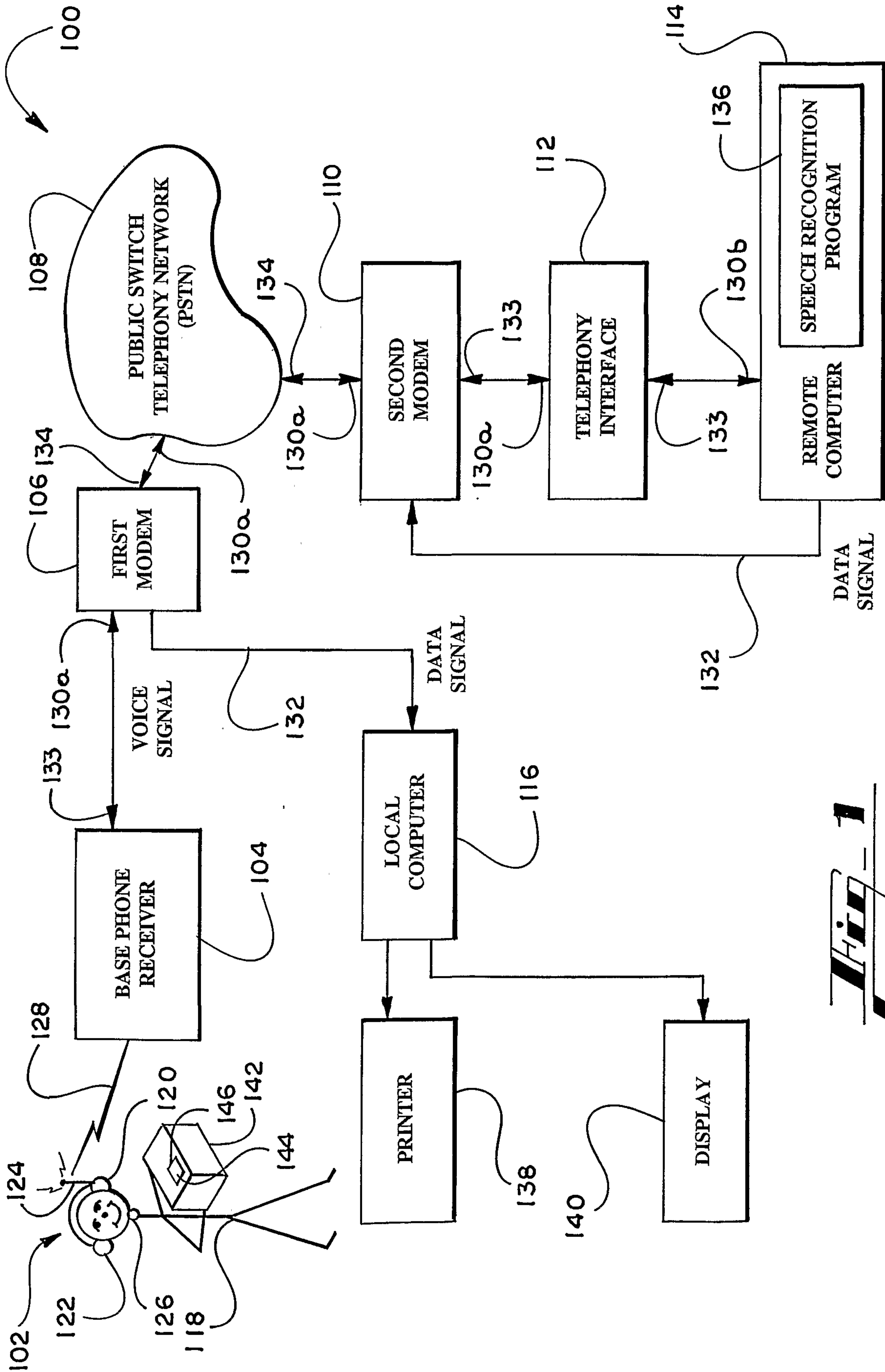
38. The method of Claim 37, further comprising,

sending the data signal to an associated local computer operative to:

generate a label using the data signal; and

print the label in response to the spoken sortation information.

39. The method of Claim 37, further comprising,
sending the data signal to an associated visual display device operative to:
generate a visual display using the data signal and in response to the
spoken sortation information.
- 5 40. The method of Claim 37, wherein the spoken sortation instructions
comprise a delivery address or instruction.
41. The method of Claim 37, wherein the computer comprises a remote
computer.



2/3

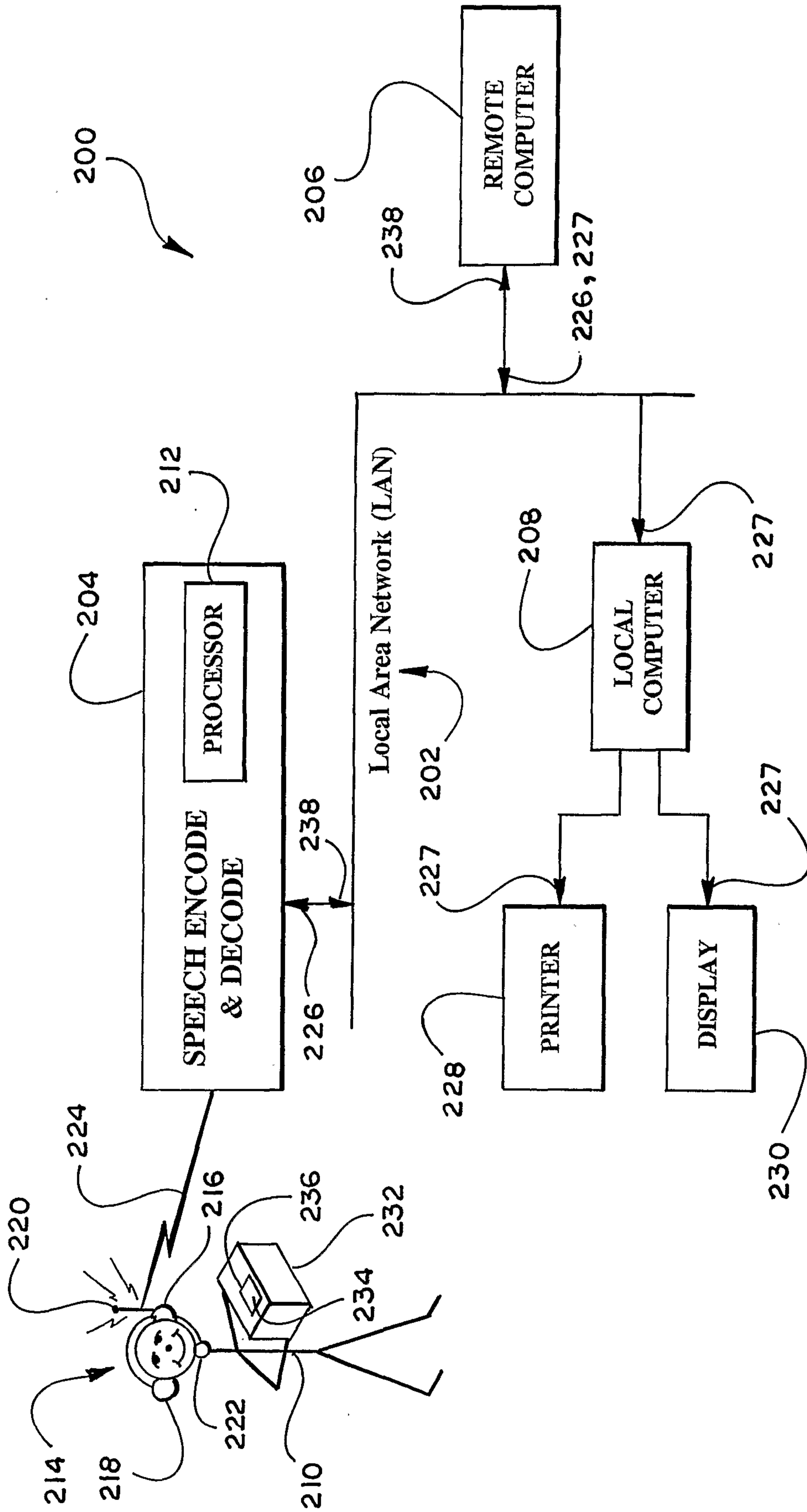


FIG. 2

