



US00D450249B1

(12) **United States Design Patent**
Beaver

(10) **Patent No.:** **US D450,249 S**

(45) **Date of Patent:** **** Nov. 13, 2001**

(54) **CONTAINER**

(75) **Inventor:** **Darin Lee Beaver, Roselle, IL (US)**

(73) **Assignee:** **Consolidated Container Corporation, LLC, Dallas, TX (US)**

(**) **Term:** **14 Years**

(21) **Appl. No.:** **29/137,515**

(22) **Filed:** **Feb. 22, 2001**

(51) **LOC (7) Cl.** **09-01**

(52) **U.S. Cl.** **D9/549; D9/557; D9/570; D9/516; D9/538**

(58) **Field of Search** **D9/516, 538, 545, D9/546, 549, 552, 556, 557, 562, 565, 569, 570, 544, 554, 523, 526; 215/281-284**

(56) **References Cited**

U.S. PATENT DOCUMENTS

D. 91,504	*	2/1934	Stein	D9/529
D. 95,326	*	4/1935	Ganz	D9/562
D. 96,615	*	8/1935	Lelong	D9/529
D. 119,387	*	3/1940	Higgins	D9/558
D. 145,470	*	8/1946	Sussman	D9/529
D. 183,309	*	8/1958	Hack	D9/554
D. 183,335	*	8/1958	Weckesser	D9/502
D. 212,523	*	10/1968	Affleck	D9/567
D. 252,799	*	9/1979	Yamaguchi	D9/502
D. 286,021	*	10/1986	O'Reilly	D9/520
D. 312,965	*	12/1990	Mansau	D9/529
D. 313,351	*	1/1991	Mansau	D9/537

D. 371,306	*	7/1996	Mansau	D9/549
D. 385,798	*	11/1997	Tanaka	D9/544
D. 396,640	*	8/1998	Conrad et al.	D9/502
D. 432,429	*	10/2000	Poullain	D9/549
3,800,442	*	4/1974	Petrocelli	434/96

* cited by examiner

Primary Examiner—Philip S. Hyder

Assistant Examiner—Carol Rademaker

(74) *Attorney, Agent, or Firm*—Sonnenschein, Nath & Rosenthal

(57) **CLAIM**

The ornamental design for a container, as shown and described.

DESCRIPTION

FIG. 1 is a perspective view of a container embodying the present invention.

FIG. 2 is an elevational view of the container of FIG. 1 from a first direction, the view from a third opposite direction being a mirror image thereof.

FIG. 3 is a plan view of the container of FIG. 1.

FIG. 4 is an elevational view of the container of FIG. 1 from a second direction perpendicular to the first direction; and, FIG. 5 is an elevational view of the container of FIG. 1 from a fourth direction opposite the second direction.

The broken lines in FIGS. 1-5 show the threaded portion of the neck for illustrative purposes only and forms no part of the claimed invention.

1 Claim, 2 Drawing Sheets

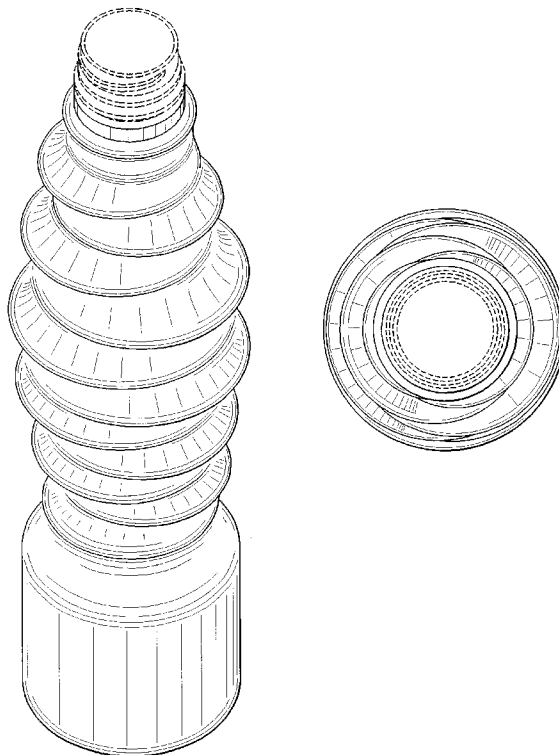


FIG.1

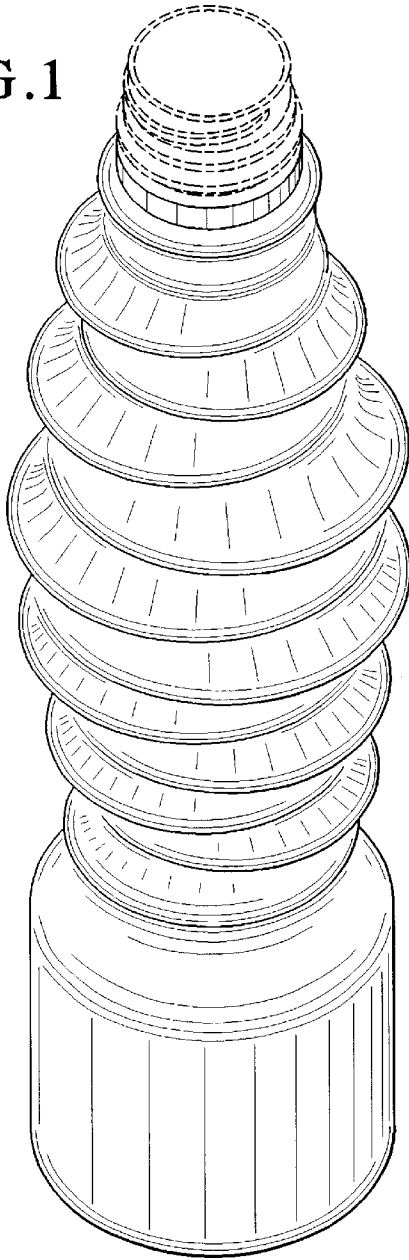


FIG.2

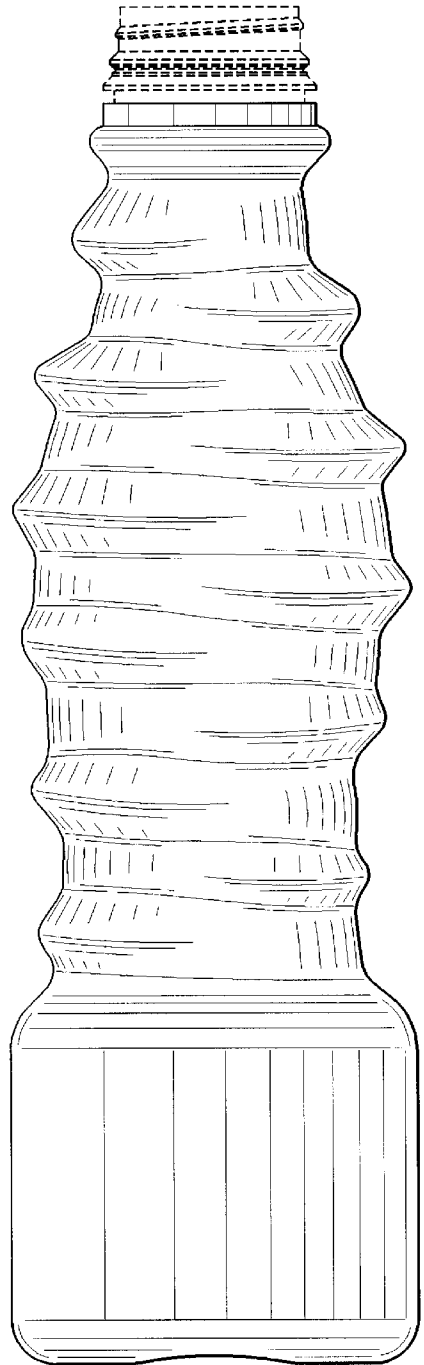


FIG.3

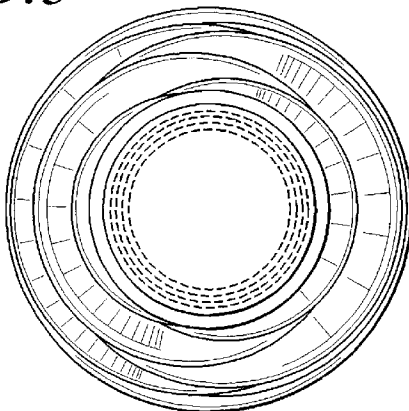


FIG. 4

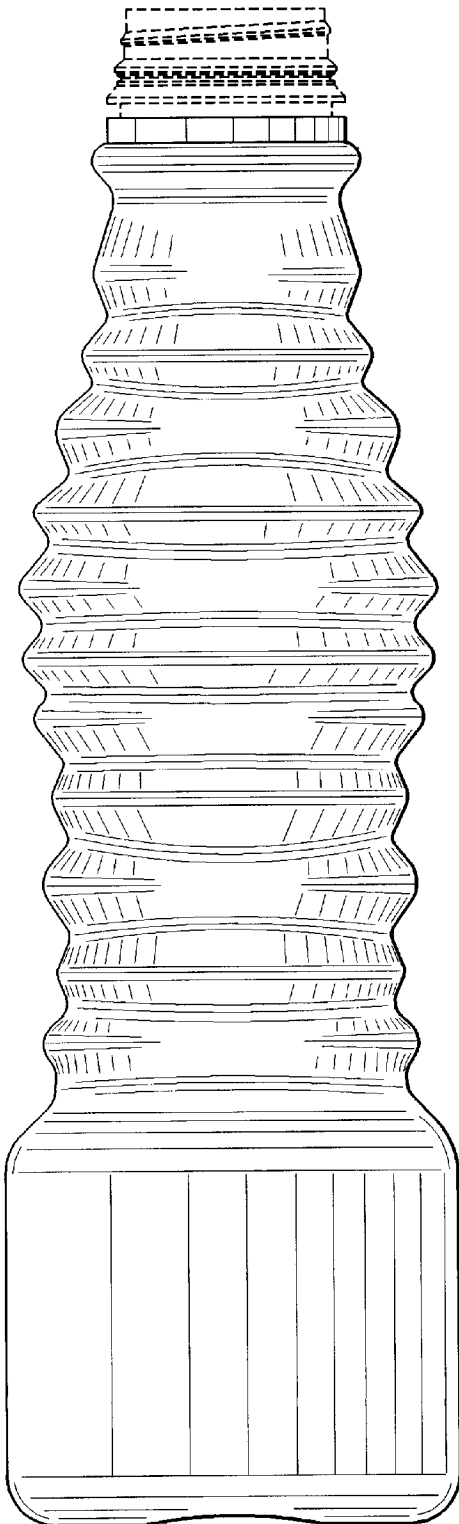


FIG. 5

