

(12) INTERNATIONAL APPLICATION PUBLISHED UNDER THE PATENT COOPERATION TREATY (PCT)

(19) World Intellectual Property Organization  
International Bureau



(43) International Publication Date  
21 December 2000 (21.12.2000)

PCT

(10) International Publication Number  
**WO 00/76519 A1**

- (51) International Patent Classification<sup>7</sup>: A61K 31/4745, 31/437, C07D 471/02
- (21) International Application Number: PCT/US00/15722
- (22) International Filing Date: 8 June 2000 (08.06.2000)
- (25) Filing Language: English
- (26) Publication Language: English
- (30) Priority Data:  
60/138,365 10 June 1999 (10.06.1999) US  
09/589,216 7 June 2000 (07.06.2000) US
- (71) Applicant: 3M INNOVATIVE PROPERTIES COMPANY [US/US]; 3M Center, P.O. Box 33427, Saint Paul, MN 55133-3427 (US).
- (72) Inventors: CROOKS, Stephen, L.; P.O. Box 33427, Saint Paul, MN 55133-3427 (US). LINDSTROM, Kyle, J.; P.O. Box 33427, Saint Paul, MN 55133-3427 (US). MERRILL, Bryon, A.; P.O. Box 33427, Saint Paul, MN 55133-3427 (US). RICE, Michael, J.; P.O. Box 33427, Saint Paul, MN 55133-3427 (US).
- (74) Agents: HOWARD, MarySusan et al.; Office of Intellectual Property Counsel, P.O. Box 33427, Saint Paul, MN 55133-3427 (US).
- (81) Designated States (*national*): AE, AG, AL, AM, AT, AT (utility model), AU, AZ, BA, BB, BG, BR, BY, CA, CH, CN, CR, CU, CZ, CZ (utility model), DE, DE (utility model), DK, DK (utility model), DM, DZ, EE, EE (utility model), ES, FI, FI (utility model), GB, GD, GE, GH, GM, HR, HU, ID, IL, IN, IS, JP, KE, KG, KP, KR, KR (utility model), KZ, LC, LK, LR, LS, LT, LU, LV, MA, MD, MG, MK, MN, MW, MX, MZ, NO, NZ, PL, PT, RO, RU, SD, SE, SG, SI, SK, SK (utility model), SL, TJ, TM, TR, TT, TZ, UA, UG, UZ, VN, YU, ZA, ZW.
- (84) Designated States (*regional*): ARIPO patent (GH, GM, KE, LS, MW, MZ, SD, SL, SZ, TZ, UG, ZW), Eurasian patent (AM, AZ, BY, KG, KZ, MD, RU, TJ, TM), European patent (AT, BE, CH, CY, DE, DK, ES, FI, FR, GB, GR, IE, IT, LU, MC, NL, PT, SE), OAPI patent (BF, BJ, CF, CG, CI, CM, GA, GN, GW, ML, MR, NE, SN, TD, TG).

**Published:**

— With international search report.

For two-letter codes and other abbreviations, refer to the "Guidance Notes on Codes and Abbreviations" appearing at the beginning of each regular issue of the PCT Gazette.



**WO 00/76519 A1**

(54) Title: SULFONAMIDE AND SULFAMIDE SUBSTITUTED IMIDAZOQUINOLINES

(57) Abstract: Imidazoquinoline and tetrahydroimidazoquinoline compounds that contain sulfonamide or sulfonamide functionality at the 1-position are useful as immune response modifiers. The compounds and compositions of the invention can induce the biosynthesis of various cytokines and are useful in the treatment of a variety of conditions including viral diseases and neoplastic diseases.

## Sulfonamide and Sulfamide Substituted Imidazoquinolines

### Field of the Invention

This invention relates to imidazoquinoline compounds that have sulfonamide or sulfamide substitution at the 1-position and to pharmaceutical compositions containing the compounds. A further aspect of this invention relates to the use of these compounds as immunomodulators, for inducing cytokine biosynthesis in animals and in the treatment of diseases including viral and neoplastic diseases.

### Background of the Invention

The first reliable report on the 1*H*-imidazo[4,5-*c*]quinoline ring system, Backman et al., J. Org. Chem. 15, 1278-1284 (1950) describes the synthesis of 1-(6-methoxy-8-quinolinyl)-2-methyl-1*H*-imidazo[4,5-*c*]quinoline for possible use as an antimalarial agent. Subsequently, syntheses of various substituted 1*H*-imidazo[4,5-*c*]quinolines were reported. For example, Jain et al., J. Med. Chem. 11, pp. 87-92 (1968), synthesized the compound 1-[2-(4-piperidyl)ethyl]-1*H*-imidazo[4,5-*c*]quinoline as a possible anticonvulsant and cardiovascular agent. Also, Baranov et al., Chem. Abs. 85, 94362 (1976), have reported several 2-oxoimidazo[4,5-*c*]quinolines, and Berenyi et al., J. Heterocyclic Chem. 18, 1537-1540 (1981), have reported certain 2-oxoimidazo[4,5-*c*]quinolines.

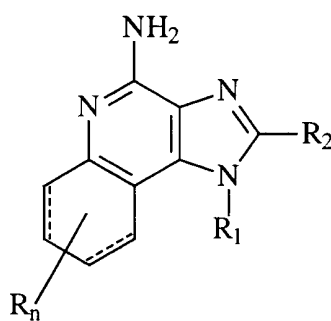
Certain 1*H*-imidazo[4,5-*c*]quinolin-4-amines and 1- and 2-substituted derivatives thereof were later found to be useful as antiviral agents, bronchodilators and immunomodulators. These are described in, *inter alia*, U.S. Patent Nos. 4,689,338; 4,698,348; 4,929,624; 5,037,986; 5,268,376; 5,346,905; and 5,389,640, all of which are incorporated herein by reference.

There continues to be interest in the imidazoquinoline ring system, as seen for example in WO 98/30562, EP 894 797 and WO 00/09506. EP 894 797 discloses amide substituted imidazoquinoline compounds that are disclosed to be useful as immune response modifying compounds, while WO 00/09506 discloses imidazoquinoline compounds that contain a sulfonamide substituent wherein the sulfonamide nitrogen is part of a saturated heterocyclic ring. Despite these efforts, however, there is a continuing

need for compounds that have the ability to modulate the immune response, by induction of cytokine biosynthesis or other mechanisms.

### Summary of the Invention

5 We have found a new class of compounds that are useful in inducing cytokine biosynthesis in animals. Accordingly, this invention provides compounds of Formula I:



(I)

wherein R, R<sub>1</sub> and R<sub>2</sub> are as defined herein.

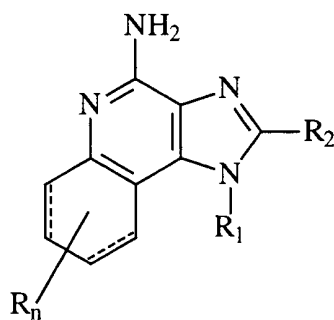
10 The compounds of Formula I are useful as immune response modifiers due to their ability to induce cytokine biosynthesis and otherwise modulate the immune response when administered to animals. This makes the compounds useful in the treatment of a variety of conditions such as viral diseases and tumors that are responsive to such changes in the immune response.

15 The invention further provides pharmaceutical compositions containing a therapeutically effective amount of a compound of Formula I and methods of inducing cytokine biosynthesis in an animal, treating a viral infection and/or treating a neoplastic disease in an animal by administering a effective amount of a compound of Formula I to the animal.

20 In addition, methods of synthesizing compounds of Formula I and intermediates useful in the synthesis of these compounds are provided.

### Detailed Description of the Invention

As mentioned earlier, the invention provides compounds of Formula I:



(I)

wherein

5  $R_1$  is -alkyl-NR<sub>3</sub>- SO<sub>2</sub> -X-R<sub>4</sub> or -alkenyl-NR<sub>3</sub>- SO<sub>2</sub> -X-R<sub>4</sub> ;

$X$  is a bond or -NR<sub>5</sub>-;

$R_4$  is aryl, heteroaryl, heterocyclyl, alkyl or alkenyl, each of which may be unsubstituted or substituted by one or more substituents selected from the group consisting of:

- 10 -alkyl;  
 -alkenyl;  
 -aryl;  
 -heteroaryl;  
 -heterocyclyl;  
 15 -substituted aryl;  
 -substituted heteroaryl;  
 -substituted heterocyclyl;  
 -O-alkyl;  
 -O-(alkyl)<sub>0-1</sub>-aryl;  
 20 -O-(alkyl)<sub>0-1</sub>-substituted aryl;  
 -O-(alkyl)<sub>0-1</sub>-heteroaryl;  
 -O-(alkyl)<sub>0-1</sub>-substituted heteroaryl;  
 -O-(alkyl)<sub>0-1</sub>-heterocyclyl;  
 -O-(alkyl)<sub>0-1</sub>-substituted heterocyclyl;  
 25 -COOH;  
 -CO-O-alkyl;

- CO-alkyl;  
 -S(O)<sub>0-2</sub>-alkyl;  
 -S(O)<sub>0-2</sub>-(alkyl)<sub>0-1</sub>-aryl;  
 -S(O)<sub>0-2</sub>-(alkyl)<sub>0-1</sub>-substituted aryl;  
 5 -S(O)<sub>0-2</sub>-(alkyl)<sub>0-1</sub>-heteroaryl;  
 -S(O)<sub>0-2</sub>-(alkyl)<sub>0-1</sub>-substituted heteroaryl;  
 -S(O)<sub>0-2</sub>-(alkyl)<sub>0-1</sub>-heterocyclyl;  
 -S(O)<sub>0-2</sub>-(alkyl)<sub>0-1</sub>-substituted heterocyclyl;  
 -(alkyl)<sub>0-1</sub>-NR<sub>3</sub>R<sub>3</sub>;  
 10 -(alkyl)<sub>0-1</sub>-NR<sub>3</sub>-CO-O-alkyl;  
 -(alkyl)<sub>0-1</sub>-NR<sub>3</sub>-CO-alkyl;  
 -(alkyl)<sub>0-1</sub>-NR<sub>3</sub>-CO-aryl;  
 -(alkyl)<sub>0-1</sub>-NR<sub>3</sub>-CO-substituted aryl;  
 -(alkyl)<sub>0-1</sub>-NR<sub>3</sub>-CO-heteroaryl;  
 15 -(alkyl)<sub>0-1</sub>-NR<sub>3</sub>-CO-substituted heteroaryl;  
 -N<sub>3</sub>;  
 -halogen;  
 -haloalkyl;  
 -haloalkoxy;  
 20 -CO-haloalkoxy;  
 -NO<sub>2</sub>;  
 -CN;  
 -OH;  
 -SH; and in the case of alkyl, alkenyl, or heterocyclyl, oxo;

25

**R<sub>2</sub>** is selected from the group consisting of:

- hydrogen;  
 -alkyl;  
 -alkenyl;  
 30 -aryl;  
 -substituted aryl;  
 -heteroaryl;

- substituted heteroaryl;
- alkyl -O-alkyl;
- alkyl-O- alkenyl; and
- alkyl or alkenyl substituted by one or more substituents selected from the

5 group consisting of:

- OH;
- halogen;
- N(R<sub>3</sub>)<sub>2</sub>;
- CO-N(R<sub>3</sub>)<sub>2</sub>;
- 10 -CO-C<sub>1-10</sub> alkyl;
- CO-O-C<sub>1-10</sub> alkyl;
- N<sub>3</sub>;
- aryl;
- substituted aryl;
- 15 -heteroaryl;
- substituted heteroaryl;
- heterocyclyl;
- substituted heterocyclyl;
- CO-aryl;
- 20 -CO-(substituted aryl);
- CO-heteroaryl; and
- CO-(substituted heteroaryl);

each **R**<sub>3</sub> is independently selected from the group consisting of hydrogen and C<sub>1-10</sub> alkyl;

25 **R**<sub>5</sub> is selected from the group consisting of hydrogen and C<sub>1-10</sub> alkyl, or **R**<sub>4</sub> and **R**<sub>5</sub> can combine to form a 3 to 7 membered heterocyclic or substituted heterocyclic ring;

**n** is 0 to 4 and each **R** present is independently selected from the group consisting of C<sub>1-10</sub> alkyl, C<sub>1-10</sub> alkoxy, halogen and trifluoromethyl, or a pharmaceutically acceptable salt thereof.

30

### Preparation of the Compounds

Imidazoquinolines of the invention can be prepared according to Reaction Scheme I where R, R<sub>1</sub>, R<sub>2</sub> and n are as defined above.

5 In step (1) of Reaction Scheme I a 4-chloro-3-nitroquinoline of Formula II is reacted with an amine of Formula R<sub>1</sub>NH<sub>2</sub> where R<sub>1</sub> is as defined above to provide a 3-nitroquinolin-4-amine of Formula III. The reaction can be carried out by adding amine to a solution of a compound of Formula II in a suitable solvent such as chloroform or dichloromethane and optionally heating. Many quinolines of Formula II are known compounds (see for example, U.S. Patent 4,689,338 and references cited therein).

10 In step (2) of Reaction Scheme I a 3-nitroquinolin-4-amine of Formula III is reduced to provide a quinoline-3,4-diamine of Formula IV. Preferably, the reduction is carried out using a conventional heterogeneous hydrogenation catalyst such as platinum on carbon or palladium on carbon. The reaction can conveniently be carried out on a Parr apparatus in a suitable solvent such as isopropyl alcohol or toluene.

15 In step (3) of Reaction Scheme I a quinoline-3,4-diamine of Formula IV is reacted with a carboxylic acid or an equivalent thereof to provide a 1*H*-imidazo[4,5-*c*]quinoline of Formula V. Suitable equivalents to carboxylic acid include acid halides, orthoesters, and 1,1-dialkoxyalkyl alkanoates. The carboxylic acid or equivalent is selected such that it will provide the desired R<sub>2</sub> substituent in a compound of Formula V. For example, triethyl orthoformate will provide a compound where R<sub>2</sub> is hydrogen and triethyl orthoacetate will provide a compound where R<sub>2</sub> is methyl. The reaction can be run in the absence of solvent or in an inert solvent such as toluene. The reaction is run with sufficient heating to drive off any alcohol or water formed as a byproduct of the reaction.

20 In step (4) of Reaction Scheme I a 1*H*-imidazo[4,5-*c*]quinoline of Formula V is oxidized to provide a 1*H*-imidazo[4,5-*c*]quinoline-5*N*-oxide of Formula VI using a conventional oxidizing agent that is capable of forming N-oxides. Preferred reaction conditions involve reacting a solution of a compound of Formula V in chloroform with 3-chloroperoxybenzoic acid at ambient conditions.

30 In step (5) of Reaction Scheme I a 1*H*-imidazo[4,5-*c*]quinoline-5*N*-oxide of Formula VI is aminated to provide a 1*H*-imidazo[4,5-*c*]quinolin-4-amine of Formula VII which is a subgenus of Formula I. Step (5) involves (i) reacting a compound of Formula VI with an acylating agent and then (ii) reacting the product with an aminating agent. Part

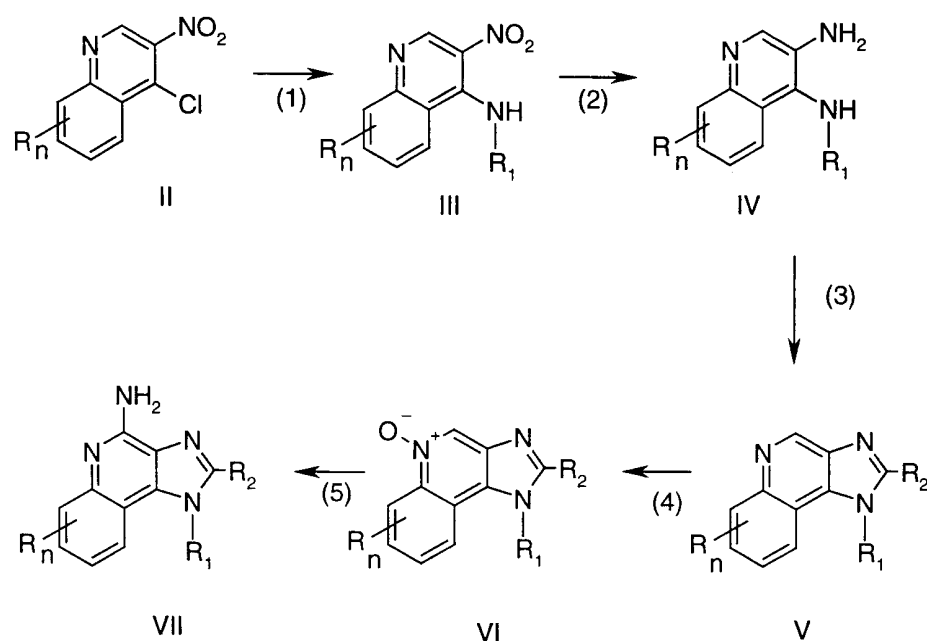
(i) of step (5) involves reacting an N-oxide of Formula VI with an acylating agent.

Suitable acylating agents include alkyl- or arylsulfonyl chlorides (e.g., benzenesulfonyl chloride, methanesulfonyl chloride, p-toluenesulfonyl chloride). Arylsulfonyl chlorides are preferred. *Para*-toluenesulfonyl chloride is most preferred. Part (ii) of step (5)

5 involves reacting the product of part (i) with an excess of an aminating agent. Suitable aminating agents include ammonia (e.g., in the form of ammonium hydroxide) and ammonium salts (e.g., ammonium carbonate, ammonium bicarbonate, ammonium phosphate). Ammonium hydroxide is preferred. The reaction is preferably carried out by dissolving the N-oxide of Formula VI in an inert solvent such as dichloromethane, adding  
10 the aminating agent to the solution, and then slowly adding the acylating agent. The product or a pharmaceutically acceptable salt thereof can be isolated using conventional methods.

Alternatively, step (5) may be carried out by (i) reacting an N-oxide of Formula VI with an isocyanate and then (ii) hydrolyzing the resulting product. Part (i) involves  
15 reacting the N-oxide with an isocyanate wherein the isocyanato group is bonded to a carbonyl group. Preferred isocyanates include trichloroacetyl isocyanate and aroyl isocyanates such as benzoyl isocyanate. The reaction of the isocyanate with the N-oxide is carried out under substantially anhydrous conditions by adding the isocyanate to a solution of the N-oxide in an inert solvent such as chloroform or dichloromethane. Part (ii)  
20 involves hydrolysis of the product from part (i). The hydrolysis can be carried out by conventional methods such as heating in the presence of water or a lower alkanol optionally in the presence of a catalyst such as an alkali metal hydroxide or lower alkoxide.



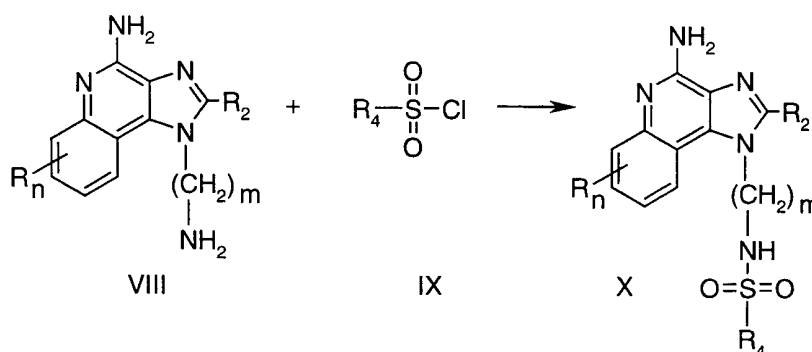
Reaction Scheme I

5            Compounds of the invention where the R<sub>1</sub> substituent contains a sulfonamide can also be prepared according to Reaction Scheme II where R, R<sub>2</sub>, R<sub>4</sub> and n are as defined above and m is 1-20.

10            In Reaction Scheme II an aminoalkyl substituted 1H-imidazo[4,5-c]quinolin-4-amine of Formula VIII is reacted with a sulfonyl chloride of Formula IX to provide a compound of Formula X which is a subgenus of Formula I. The reaction can be run at ambient temperature in an inert solvent such as dichloromethane in the presence of a base such as pyridine or N,N-diisopropylethylamine. Many 1H-imidazo[4,5-c]quinolin-4-amines of Formula VIII are known compounds, see for example US Patent 6,069,149 (Namba); others can be readily prepared using known synthetic methods. Many sulfonyl chlorides of Formula IX are commercially available; others can be readily prepared using known synthetic methods. The product or a pharmaceutically acceptable salt thereof can be isolated using conventional methods.

15

## Reaction Scheme II



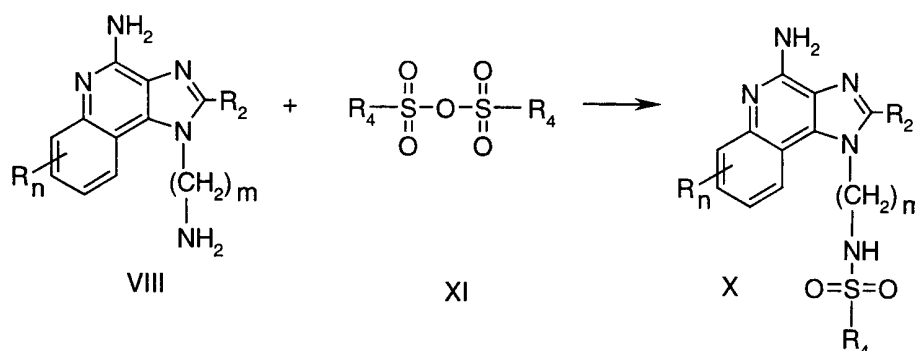
Compounds of the invention where the  $R_1$  substituent contains a sulfonamide can also be prepared according to Reaction Scheme III where  $R$ ,  $R_2$ ,  $R_4$  and  $n$  are as defined above and  $m$  is 1-20.

5

In Reaction Scheme III an aminoalkyl substituted 1*H*-imidazo[4,5-*c*]quinolin-4-amine of Formula VIII is reacted with a sulfonic anhydride of Formula XI to provide a compound of Formula X which is a subgenus of Formula I. The reaction can be run at ambient temperature in an inert solvent such as dichloromethane in the presence of a base such as pyridine or *N,N*-diisopropylethylamine. Alternatively, the reaction can be run at ambient temperature in acetonitrile. Many sulfonic anhydrides of Formula XI are commercially available; others can be readily prepared using known synthetic methods. The product or a pharmaceutically acceptable salt thereof can be isolated using conventional methods.

10

## Reaction Scheme III



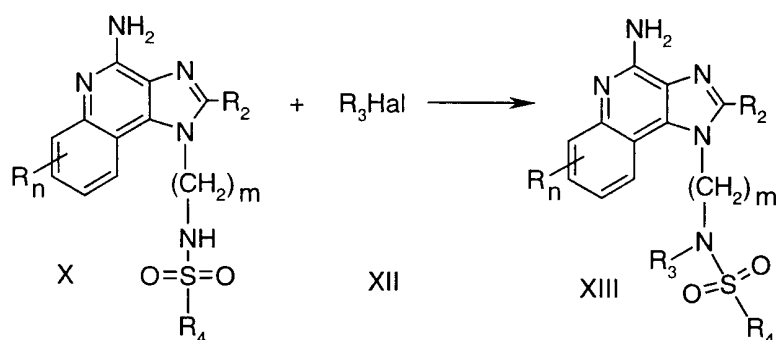
Tertiary sulfonamides of the invention can be prepared according to Reaction Scheme IV where  $R$ ,  $R_2$ ,  $R_3$ ,  $R_4$  and  $n$  are as defined above and  $m$  is 1-20.

15

In Reaction Scheme IV a 1*H*-imidazo[4,5-*c*]quinolinyl sulfonamide of Formula X is reacted with a halide of Formula XII to provide a compound of Formula XIII which is a

subgenus of Formula I. The reaction can be carried out at ambient temperature by adding sodium hydride to a solution of a compound of Formula X in N,N-dimethylformamide and then adding the halide. Many halides of Formula XII are commercially available; others can be readily prepared using known synthetic methods. The product or a  
 5 pharmaceutically acceptable salt thereof can be isolated using conventional methods.

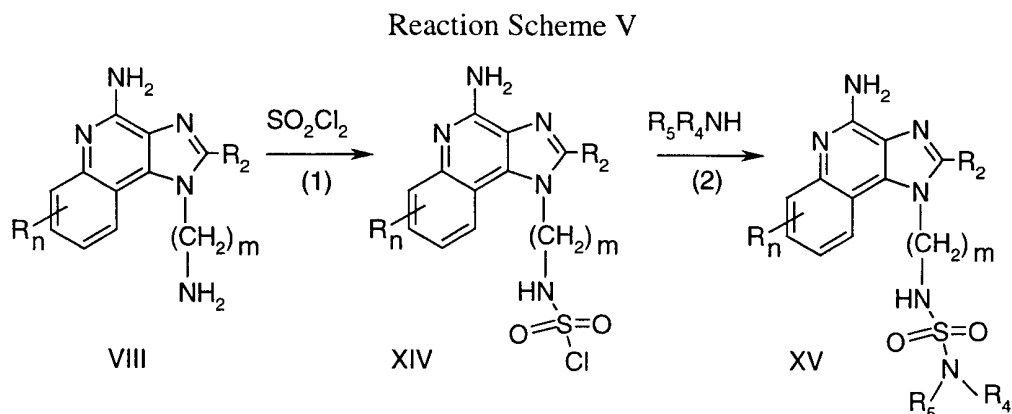
Reaction Scheme IV



10 Compounds of the invention where  $R_1$  contains a sulfamide group can be prepared according to Reaction Scheme V wherein  $R$ ,  $R_2$ ,  $R_4$ ,  $R_5$  and  $n$  are as defined above and  $m$  is 1-20.

In step (1) of Reaction Scheme V an aminoalkyl substituted 1*H*-imidazo[4,5-*c*]quinolin-4-amine of Formula VIII is reacted with sulfonyl chloride to generate in situ a sulfamoyl chloride of Formula XIV. The reaction can be carried out by adding a solution  
 15 of sulfonyl chloride in dichloromethane to a solution of a compound of Formula VIII in dichloromethane in the presence of one equivalent of 4-(dimethylamino)pyridine. The reaction is preferably carried out at a reduced temperature ( $-78^\circ\text{C}$ ). Optionally, after the addition is complete the reaction mixture can be allowed to warm to ambient temperature.

20 In step (2) of Reaction Scheme V an amine of Formula  $R_3R_4\text{NH}$  is reacted with the sulfamoyl chloride of Formula XIV to provide a 1*H*-imidazo[4,5-*c*]quinolinyl sulfamide of Formula XV which is a subgenus of Formula I. The reaction can be carried out by adding a solution containing 2 equivalents of the amine and 2 equivalents of triethylamine in dichloromethane to the reaction mixture from step (1). The addition is preferably carried  
 25 out at a reduced temperature ( $-78^\circ\text{C}$ ). After the addition is complete the reaction mixture can be allowed to warm to ambient temperature. The product or a pharmaceutically acceptable salt thereof can be isolated using conventional methods.



Tetrahydroimidazoquinolines of the invention can be prepared according to  
 5 Reaction Scheme VI where  $R_2$ ,  $R_3$ ,  $R_4$ , and  $R_5$  are as defined above and  $m$  is 1-20.

In step (1) of Reaction Scheme VI an aminoalkyl substituted  $1H$ -imidazo[4,5-  
 c]quinolin-4-amine of Formula XVI is reduced to provide an aminoalkyl substituted  
 6,7,8,9-tetrahydro- $1H$ -imidazo[4,5- $c$ ]quinolin-4-amine of Formula XVII. Preferably the  
 reduction is carried out by suspending or dissolving the compound of Formula XVI in  
 10 trifluoroacetic acid, adding a catalytic amount of platinum (IV) oxide, and then subjecting  
 the mixture to hydrogen pressure. The reaction can conveniently be carried out on a Parr  
 apparatus. The product or a salt thereof can be isolated using conventional methods.

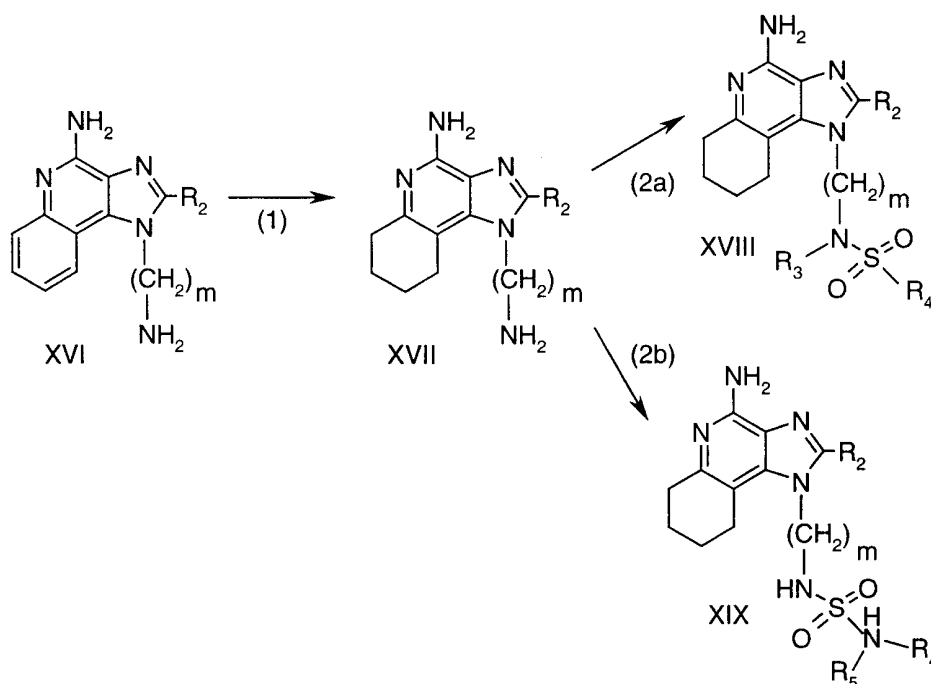
In step (2a) of Reaction Scheme VI an aminoalkyl substituted 6,7,8,9-tetrahydro-  
 $1H$ -imidazo[4,5- $c$ ]quinolin-4-amine of Formula XVII is reacted to provide a compound of  
 15 Formula XVIII which is a subgenus of Formula I. When  $R_3$  is hydrogen, the reaction can  
 be carried out in one step according to the methods described in Reaction Schemes II and  
 III above using a tetrahydroimidazoquinoline of Formula XVII in place of the  
 imidazoquinoline of Formula VIII. When  $R_3$  is other than hydrogen, the reaction can be  
 carried out in two steps with step one being carried out according to the methods of  
 20 Reaction Schemes II and III and step two being carried out according to the method of  
 Reaction IV using the tetrahydroimidazoquinoline analog of the imidazoquinoline. The  
 product or a pharmaceutically acceptable salt thereof can be isolated using conventional  
 methods.

In step (2b) of Reaction Scheme VI an aminoalkyl substituted 6,7,8,9-tetrahydro-  
 25  $1H$ -imidazo[4,5- $c$ ]quinolin-4-amine of Formula XVII is reacted to provide a compound of  
 Formula XIX which is a subgenus of Formula I. The reaction can be carried out according

to the method described in Reaction Scheme V using a tetrahydroimidazoquinoline of Formula XVII in place of the imidazoquinoline of Formula VIII. The product or a pharmaceutically acceptable salt thereof can be isolated using conventional methods.

5

## Reaction Scheme VI



Tetrahydroimidazoquinolines of the invention can also be prepared according to Reaction Scheme VII where R, R<sub>2</sub>, R<sub>3</sub>, R<sub>4</sub>, R<sub>5</sub> and n are as defined above and m is 1-20.

10

In step (1) of Reaction Scheme VII a 6,7,8,9-tetrahydro-1H-imidazo[4,5-c]quinolinyl *tert*-butylcarbamate of Formula XX is hydrolyzed to provide an aminoalkyl substituted 6,7,8,9-tetrahydro-1H-imidazo[4,5-c]quinolin-4-amine of Formula XXI. The reaction can be carried out dissolving the compound of Formula XX in a mixture of trifluoroacetic acid and acetonitrile and stirring at ambient temperature. Alternatively, the compound of Formula XX can be combined with dilute hydrochloric acid and heated on a steam bath. Tetrahydro-1H-imidazo[4,5-c]quinolinyl *tert*-butylcarbamates of Formula XX can be prepared using the synthetic route disclosed in U.S. Patent 5,352,784 (Nikolaides). The product or a salt thereof can be isolated using conventional methods.

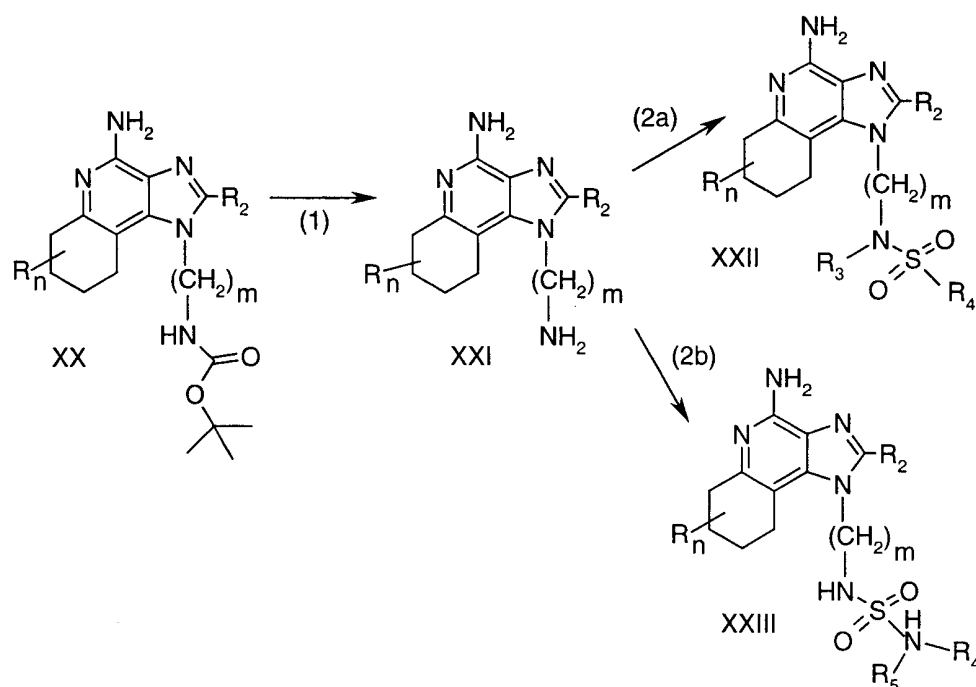
15

Steps (2a) and (2b) can be carried out in the same manner as in Reaction Scheme

20

VI.

## Reaction Scheme VII



Some compounds of Formula I can be readily prepared from other compounds of Formula I. For example, compounds wherein the  $R_4$  substituent contains a chloroalkyl group can be reacted with an amine to provide an  $R_4$  substituent substituted by a secondary or tertiary amino group; compounds wherein the  $R_4$  substituent contains a nitro group can be reduced to provide a compound wherein the  $R_4$  substituent contains a primary amine.

As used herein, the terms “alkyl”, “alkenyl”, “alkynyl” and the prefix “-alk” are inclusive of both straight chain and branched chain groups and of cyclic groups, i.e. cycloalkyl and cycloalkenyl. Unless otherwise specified, these groups contain from 1 to 20 carbon atoms, with alkenyl and alkynyl groups containing from 2 to 20 carbon atoms. Preferred groups have a total of up to 10 carbon atoms. Cyclic groups can be monocyclic or polycyclic and preferably have from 3 to 10 ring carbon atoms. Exemplary cyclic groups include cyclopropyl, cyclopentyl, cyclohexyl and adamantyl.

The term “haloalkyl” is inclusive of groups that are substituted by one or more halogen atoms, including groups wherein all of the available hydrogen atoms are replaced by halogen atoms. This is also true of groups that include the prefix “haloalk-”. Examples of suitable haloalkyl groups are chloromethyl, trifluoromethyl, and the like.

The term “aryl” as used herein includes carbocyclic aromatic rings or ring systems. Examples of aryl groups include phenyl, naphthyl, biphenyl, fluorenyl and indenyl. The

term "heteroaryl" includes aromatic rings or ring systems that contain at least one ring hetero atom (e.g., O, S, N). Suitable heteroaryl groups include furyl, thienyl, pyridyl, quinoliny, tetrazolyl, imidazo, pyrazolo, thiazolo, oxazolo, and the like.

5 "Heterocyclyl" includes non-aromatic rings or ring systems that contain at least one ring hetero atom (e.g., O, S, N). Exemplary heterocyclic groups include pyrrolidinyl, tetrahydrofuranyl, morpholinyl, thiomorpholinyl, piperidinyl, piperazinyl, thiazolidinyl, imidazolidinyl, and the like.

Unless otherwise specified, the terms "substituted cycloalkyl", "substituted aryl", "substituted heteroaryl" and "substituted heterocyclyl" indicate that the rings or ring  
10 systems in question are further substituted by one or more substituents independently selected from the group consisting of alkyl, alkoxy, alkylthio, hydroxy, halogen, haloalkyl, haloalkylcarbonyl, haloalkoxy (e.g., trifluoromethoxy), nitro, alkylcarbonyl, alkenylcarbonyl, arylcarbonyl, heteroarylcarbonyl, aryl, arylalkyl, heteroaryl, heteroarylalkyl, heterocyclyl, heterocycloalkyl, nitrile, alkoxy carbonyl,  
15 alkanoyloxy, alkanoylthio, and in the case of cycloalkyl and heterocyclyl, oxo.

In structural formulas representing compounds of the invention certain bonds are represented by dashed lines. These lines mean that the bonds represented by the dashed line can be present or absent. Accordingly, compounds of Formula I can be either imidazoquinoline compounds or tetrahydroimidazoquinoline compounds.

20 The invention is inclusive of the compounds described herein in any of their pharmaceutically acceptable forms, including isomers such as diastereomers and enantiomers, salts, solvates, polymorphs, and the like.

#### Pharmaceutical Compositions and Biological Activity

25 Pharmaceutical compositions of the invention contain a therapeutically effective amount of a compound of Formula I in combination with a pharmaceutically acceptable carrier.

As used herein, the term "a therapeutically effective amount" means an amount of the compound sufficient to induce a therapeutic effect, such as cytokine induction,  
30 antitumor activity and/or antiviral activity. Although the exact amount of active compound used in a pharmaceutical composition of the invention will vary according to factors known to those of skill in the art, such as the physical and chemical nature of the

compound as well as the nature of the carrier and the intended dosing regimen, it is anticipated that the compositions of the invention will contain sufficient active ingredient to provide a dose of about 100ng/kg to about 50mg/kg, preferably about 10µg/kg to about 5mg/kg of the compound to the subject. Any of the conventional dosage forms may be used, such as tablets, lozenges, parenteral formulations, syrups, creams, ointments, aerosol formulations, transdermal patches, transmucosal patches and the like.

The compounds of the invention have been shown to induce the production of certain cytokines in experiments performed according to the tests set forth below. These results indicate that the compounds are useful as immune response modifiers that can modulate the immune response in a number of different ways, rendering them useful in the treatment of a variety of disorders.

Cytokines that may be induced by the administration of compounds according to the invention generally include interferon- $\alpha$  (IFN- $\alpha$ ) and tumor necrosis factor- $\alpha$  (TNF- $\alpha$ ) as well as certain interleukins (IL). Cytokines whose biosynthesis may be induced by compounds of the invention include IFN- $\alpha$ , TNF- $\alpha$ , IL-1, 6, 10 and 12, and a variety of other cytokines. Among other effects, cytokines inhibit virus production and tumor cell growth, making the compounds useful in the treatment of viral diseases and tumors.

In addition to the ability to induce the production of cytokines, the compounds of the invention affect other aspects of the innate immune response. For example, natural killer cell activity may be stimulated, an effect that may be due to cytokine induction. The compounds may also activate macrophages, which in turn stimulates secretion of nitric oxide and the production of additional cytokines. Further, the compounds may cause proliferation and differentiation of B-lymphocytes.

Compounds of the invention also have an effect on the acquired immune response. For example, although there is not believed to be any direct effect on T cells or direct induction of T cell cytokines, the production of the T helper type 1 (Th1) cytokine IFN- $\gamma$  is induced indirectly and the production of the T helper type 2 (Th2) cytokines IL-4, IL-5 and IL-13 are inhibited upon administration of the compounds. This activity means that the compounds are useful in the treatment of diseases where upregulation of the Th1 response and/or downregulation of the Th2 response is desired. In view of the ability of compounds of Formula Ia to inhibit the Th2 immune response, the compounds are expected to be useful in the treatment of atopic diseases, e.g., atopic dermatitis, asthma,



allergy, and allergic rhinitis; and systemic lupus erythematosus; as a vaccine adjuvant for cell mediated immunity; and possibly as a treatment for recurrent fungal diseases and chlamydia.

5 The immune response modifying effects of the compounds make them useful in the treatment of a wide variety of conditions. Because of their ability to induce the production of cytokines such as IFN- $\alpha$  and/or TNF- $\alpha$ , the compounds are particularly useful in the treatment of viral diseases and tumors. This immunomodulating activity suggests that compounds of the invention are useful in treating diseases such as, but not limited to, viral diseases including genital warts; common warts; plantar warts; Hepatitis 10 B; Hepatitis C; Herpes Simplex Virus Type I and Type II; molluscum contagiosum; HIV; CMV; VZV; intraepithelial neoplasias such as cervical intraepithelial neoplasia; human papillomavirus (HPV) and associated neoplasias; fungal diseases, e.g. candida, aspergillus, and cryptococcal meningitis; neoplastic diseases, e.g., basal cell carcinoma, hairy cell leukemia, Kaposi's sarcoma, renal cell carcinoma, squamous cell carcinoma, myelogenous 15 leukemia, multiple myeloma, melanoma, non-Hodgkin's lymphoma, cutaneous T-cell lymphoma, and other cancers; parasitic diseases, e.g. pneumocystis carinii, cryptosporidiosis, histoplasmosis, toxoplasmosis, trypanosome infection, leishmaniasis; and bacterial infections, e.g., tuberculosis, mycobacterium avium. Additional diseases or conditions that can be treated using the compounds of the invention include eczema; 20 eosinophilia; essential thrombocythaemia; leprosy; multiple sclerosis; Ommen's syndrome; discoid lupus; Bowen's disease; Bowenoid papulosis; and to enhance or stimulate the healing of wounds, including chronic wounds.

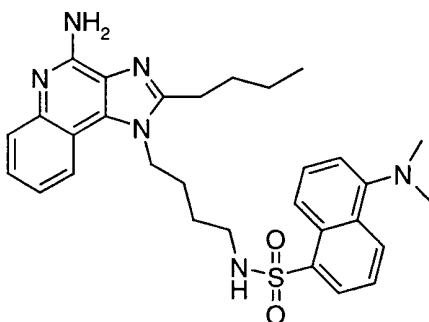
Accordingly, the invention provides a method of inducing cytokine biosynthesis in an animal comprising administering an effective amount of a compound of Formula I to 25 the animal. An amount of a compound effective to induce cytokine biosynthesis is an amount sufficient to cause one or more cell types, such as monocytes, macrophages, dendritic cells and B-cells to produce an amount of one or more cytokines such as, for example, IFN- $\alpha$ , TNF- $\alpha$ , IL-1,6,10 and 12 that is increased over the background level of such cytokines. The precise amount will vary according to factors known in the art but is 30 expected to be a dose of about 100ng/kg to about 50mg/kg, preferably about 10 $\mu$ g/kg to about 5mg/kg. The invention also provides a method of treating a viral infection in an animal, and a method of treating a neoplastic disease in an animal, comprising

administering an effective amount of a compound of Formula I to the animal. An amount effective to treat or inhibit a viral infection is an amount that will cause a reduction in one or more of the manifestations of viral infection, such as viral lesions, viral load, rate of virus production, and mortality as compared to untreated control animals. The precise amount will vary according to factors known in the art but is expected to be a dose of 100ng/kg to about 50mg/kg, preferably about 10μg/kg to about 5mg/kg. An amount of a compound effective to treat a neoplastic condition is an amount that will cause a reduction in tumor size or in the number of tumor foci. Again, the precise amount will vary according to factors known in the art but is expected to be a dose of about 100ng/kg to about 50mg/kg, preferably about 10μg/kg to about 5mg/kg.

The invention is further described by the following examples, which are provided for illustration only and are not intended to be limiting in any way.

#### Example 1

$N^1$ -[4-(4-Amino-2-butyl-1*H*-imidazo[4,5-*c*]quinolin-1-yl)butyl]-5-(dimethylamino)-1-naphthalenesulfonamide

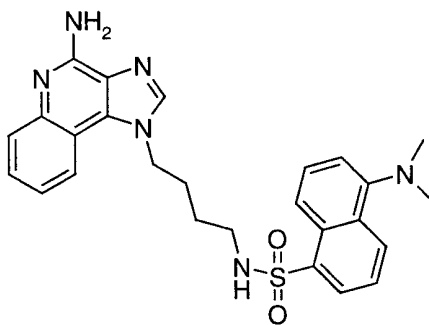


5-Dimethylamino-1-naphthalenesulfonyl chloride (1.82 g, 6.74 mmol) was added to a mixture of *N,N*-diisopropylethylamine (1.23 mL, 7.06 mmol), dichloromethane (15 mL) and 1-(4-aminobutyl)-2-butyl-1*H*-imidazo[4,5-*c*]quinolin-4-amine (2.0 g, 6.42 mmol). The reaction mixture was allowed to stir at ambient temperature overnight. Methanol was added to the reaction mixture until a clear solution was obtained. Silica gel was added to the reaction mixture and then the solvents were removed. The silica gel was placed in a column and then eluted with chloroform in a stepwise gradient to 9:1 chloroform:methanol. The resulting product was recrystallized from *N,N*-dimethylformamide and deionized water to provide 2.5 g of  $N^1$ -[4-(4-amino-2-butyl-1*H*-imidazo[4,5-*c*]quinolin-1-yl)butyl]-5-(dimethylamino)-1-naphthalenesulfonamide as a

yellow crystalline solid, m.p. 223 -224°C. Analysis: Calculated for C<sub>30</sub>H<sub>36</sub>N<sub>6</sub>O<sub>2</sub>S: %C, 66.15; %H, 6.66; %N, 15.43; Found: %C, 66.36; %H, 6.34; %N, 15.23.

## Example 2

5 N<sup>1</sup>-[4-(4-Amino-1*H*-imidazo[4,5-*c*]quinolin-1-yl)butyl]-  
5-(dimethylamino)-1-naphthalenesulfonamide



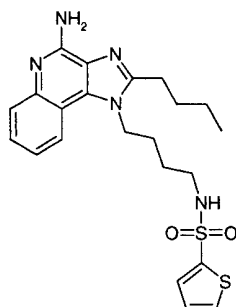
A suspension of 1-(4-aminobutyl)-1*H*-imidazo[4,5-*c*]quinolin-4-amine (0.5 g, 2.0 mmol) in pyridine (250 mL) was warmed to 60°C to dissolve the amine. The solution was allowed to cool to about 30°C and then 5-dimethylamino-1-naphthalenesulfonyl chloride (0.5 g, 1.8 mmol) was slowly added. After 1 hour 0.3 g of 5-dimethylamino-1-naphthalenesulfonyl chloride was added. The reaction mixture was warmed to 60°C and maintained at that temperature overnight. The reaction mixture was concentrated under vacuum. The residue was recrystallized from propyl acetate to provide N<sup>1</sup>-[4-(4-amino-1*H*-imidazo[4,5-*c*]quinolin-1-yl)butyl]-5-(dimethylamino)-1-naphthalenesulfonamide as a solid, m.p. 200-201°C.

10

15

## Example 3

N<sup>2</sup>-[4-(4-Amino-2-butyl-1*H*-imidazo[4,5-*c*]quinolin-1-yl)butyl]-  
2-thiophenesulfonamide



5

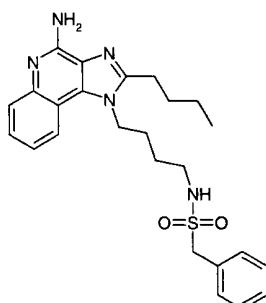
2-Thiophenesulfonyl chloride (0.3 g in 10 ml dichloromethane, 1.6 mmol) was added dropwise to a stirring solution of 1-(4-aminobutyl)-2-butyl-1*H*-imidazo[4,5-*c*]quinoline-4-amine (0.5 g, 1.6 mmol), dichloromethane (40 ml), and pyridine (0.8 ml).

10 The reaction was maintained at room temperature for a few hours and then an additional portion of 2-thiophenesulfonyl chloride (0.1 g, 0.6 mmol) was added. The reaction was maintained overnight and then concentrated *in vacuo*. The resulting residue was purified by flash column chromatography (silica gel, 9:1 dichloromethane\methanol) and the fractions containing product were washed with saturated aqueous sodium bicarbonate.

15 The organic layer was dried (MgSO<sub>4</sub>), filtered, and concentrated to provide 0.2 g of N<sup>2</sup>-[4-(4-amino-2-butyl-1*H*-imidazo[4,5-*c*]quinolin-1-yl)butyl]-2-thiophenesulfonamide as an off white powder, m.p. 137.5-141.5 °C. <sup>1</sup>H NMR (300 MHz, DMSO-*d*<sub>6</sub>) δ 8.00 (d, J=8.0 Hz, 1H), 7.89 (dd, J=5.0, 1.3 Hz, 1H), 7.83 (broad s, 1H), 7.61 (dd, J=8.3, 1.1 Hz, 1H), 7.54 (dd, J=3.7, 1.3 Hz, 1H), 7.42 (t, J=7.2 Hz, 1H), 7.25 (m, 1H), 7.15 (m, 1H), 6.44 (broad s, 2H), 4.47 (t, J=7.4 Hz, 2H), 2.87 (m, 4H), 1.80 (m, 4H), 1.58-1.38 (m, 4H), 0.96 (t, J=7.4 Hz, 3H); IR (KBr) 3467, 3361, 3167, 3091, 2957, 2933, 2870, 1644, 1617, 1585, 1533, 1478, 1405, 1336, 1154, 1095, 1014, 854, 761, 733 cm<sup>-1</sup>; MS (EI) m/e 457.1606 (457.1606 calcd for C<sub>22</sub>H<sub>27</sub>N<sub>5</sub>O<sub>2</sub>S<sub>2</sub>); Anal calcd for C<sub>22</sub>H<sub>27</sub>N<sub>5</sub>O<sub>2</sub>S<sub>2</sub>: C, 57.74; H, 5.95; N, 15.30. Found: C, 57.50; H, 5.98; N, 15.15.

25

## Example 4

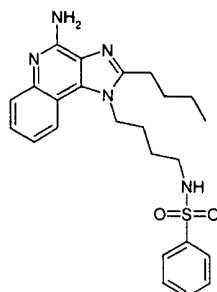
N-[4-(4-Amino-2-butyl-1*H*-imidazo[4,5-*c*]quinolin-1-yl)butyl]  
phenylmethanesulfonamide

5

$\alpha$ -Toluenesulfonyl chloride (0.5 g in 10 ml dichloromethane, 2.7 mmol) was added dropwise to a stirring solution of 1-(4-aminobutyl)-2-butyl-1*H*-imidazo[4,5-*c*]quinoline-4-amine (0.75 g, 2.4 mmol), dichloromethane (115 ml), and pyridine (1 ml). The reaction was maintained at room temperature for 4 hours and then concentrated *in vacuo*. The residue was purified by flash column chromatography (silica gel, 9:1 dichloromethane/methanol, R<sub>f</sub> 0.16). The fractions containing product were combined and washed with saturated aqueous bicarbonate. The organic layer was dried (MgSO<sub>4</sub>), filtered, and concentrated. A final recrystallization from dichloromethane/diethyl ether provided 0.65 g of N-[4-(4-amino-2-butyl-1*H*-imidazo[4,5-*c*]quinolin-1-yl)butyl]phenylmethanesulfonamide as a white crystalline solid, m.p. 197.0-199.5 °C. <sup>1</sup>H NMR (300 MHz, DMSO-*d*<sub>6</sub>)  $\delta$  8.02 (d, J=7.6 Hz, 1H), 7.62 (dd, J=8.3, 1.1 Hz, 1H), 7.42 (dt, J=7.5, 1.1 Hz, 1H), 7.35-7.23 (m, 7H), 7.12 (t, J=5.4 Hz, 1H), 6.46 (broad s, 2H), 4.49 (t, J=7.5 Hz, 2H), 4.29 (s, 2H), 2.91 (m, 4H), 1.83-1.42 (m, 8H), 0.96 (t, J=7.4 Hz, 3H); IR (KBr) 3460, 3293, 3226, 3158, 2955, 2931, 2867, 1632, 1586, 1534, 1482, 1437, 1389, 1331, 1152, 1094, 752, 700 cm<sup>-1</sup>; MS (EI) m/e 465.2204 (465.2198 calcd for C<sub>25</sub>H<sub>31</sub>N<sub>5</sub>O<sub>2</sub>S); Anal calcd for C<sub>25</sub>H<sub>31</sub>N<sub>5</sub>O<sub>2</sub>S: C, 64.49; H, 6.71; N, 15.04. Found: C, 64.15; H, 6.71; N, 15.00.

20

## Example 5

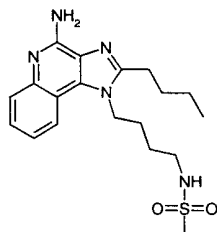
N<sup>1</sup>-[4-(4-Amino-2-butyl-1*H*-imidazo[4,5-*c*]quinolin-1-yl)butyl]-  
1-benzenesulfonamide

5

Benzenesulfonyl chloride (0.45 ml in 10 ml dichloromethane, 3.5 mmol) was added dropwise to a stirring solution of 1-(4-aminobutyl)-2-butyl-1*H*-imidazo[4,5-*c*]quinoline-4-amine (1.0 g, 3.2 mmol), dichloromethane (140 ml), and pyridine (0.8 ml). The reaction was maintained at room temperature for four hours and then concentrated *in vacuo*. The residue was purified by flash column chromatography (silica gel, 9:1 dichloromethane:methanol,  $R_f$  0.28) followed by recrystallization from dichloromethane:diethyl ether to provide 1.14 g of N<sup>1</sup>-[4-(4-amino-2-butyl-1*H*-imidazo[4,5-*c*]quinolin-1-yl)butyl]-1-benzenesulfonamide as a white powder, m.p. 75.5-79.0 °C. <sup>1</sup>H NMR (500 MHz, DMSO-*d*<sub>6</sub>) δ 7.99 (d, *J*=7.7 Hz, 1H), 7.76 (d, *J*=7.2, 2H), 7.63-7.53 (m, 5H), 7.42 (m, 1H), 7.25 (m, 1H), 6.43 (broad s, 2H), 4.45 (t, *J*=7.6 Hz, 2H), 2.87 (t, *J*=7.7 Hz, 2H), 2.78 (m, 2H), 1.79 (m, 4H), 1.55-1.40 (m, 4H), 0.95 (t, *J*=7.4 Hz, 3H); MS (EI) *m/e* 451.2036 (451.2042 calcd for C<sub>24</sub>H<sub>29</sub>N<sub>5</sub>O<sub>2</sub>S); Anal calcd for C<sub>24</sub>H<sub>29</sub>N<sub>5</sub>O<sub>2</sub>S: C, 63.83; H, 6.47; N, 15.51. Found: C, 63.89; H, 6.42; N, 15.30.

15

## Example 6

N-[4-(4-Amino-2-butyl-1*H*-imidazo[4,5-*c*]quinolin-1-yl)butyl]  
methanesulfonamide

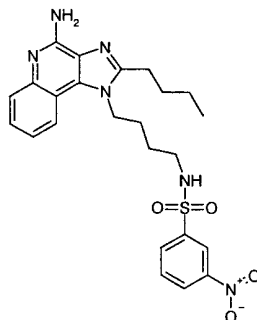
5

Methanesulfonic anhydride (0.6 g, 3.4 mmol) was added dropwise to a stirring solution of 1-(4-aminobutyl)-2-butyl-1*H*-imidazo[4,5-*c*]quinoline-4-amine (1.0 g, 3.2 mmol) and acetonitrile (200 ml). A precipitate formed within a few minutes. The solvent was removed *in vacuo* and the residue was partitioned between dichloromethane and saturated aqueous sodium bicarbonate. The fractions were separated and the organic fraction was dried (MgSO<sub>4</sub>), filtered and concentrated to yield the crude product as a white solid. Recrystallization from methyl acetate provided N-[4-(4-amino-2-butyl-1*H*-imidazo[4,5-*c*]quinolin-1-yl)butyl]methanesulfonamide as a white crystalline solid, m.p. 195.1-196.0 °C. <sup>1</sup>H NMR (300 MHz, DMSO-*d*<sub>6</sub>) δ 8.04 (d, *J*=7.4 Hz, 1H), 7.61 (dd, *J*=8.3, 1.2 Hz, 1H), 7.50 (dt, *J*=7.5, 1.1 Hz, 1H), 7.26 (dt, *J*=7.5, 1.2 Hz, 1H), 6.99 (t, *J*=5.7 Hz, 1H), 6.44 (broad s, 2H), 4.52 (t, *J*=7.5 Hz, 2H), 3.02-2.86 (m, 7H), 1.82 (m, 4H), 1.62 (m, 2H), 1.46 (q, *J*=7.4 Hz, 2H), 0.96 (t, *J*=7.4 Hz, 3H); IR (KBr) 3348, 3299, 3152, 2952, 2931, 2869, 1642, 1584, 1530, 1480, 1323, 1155, 1142, 1094, 982, 765 cm<sup>-1</sup>; MS (EI) *m/e* 389.1889 (389.1885 calcd for C<sub>19</sub>H<sub>27</sub>N<sub>5</sub>O<sub>2</sub>S); Anal calcd for C<sub>19</sub>H<sub>27</sub>N<sub>5</sub>O<sub>2</sub>S: C, 58.59; H, 6.99; N, 17.98. Found: C, 58.26; H, 6.64; N, 17.69

10  
15  
20

## Example 7

N<sup>1</sup>-[4-(4-Amino-2-butyl-1*H*-imidazo[4,5-*c*]quinolin-1-yl)butyl]-  
3-nitro-1-benzenesulfonamide Hydrochloride



5

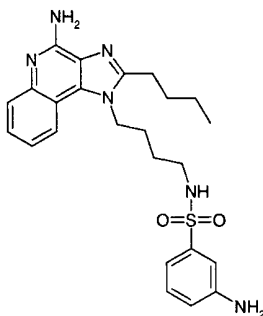
According to the general method of Example 5, 3-nitrobenzenesulfonyl chloride and 1-(4-aminobutyl)-2-butyl-1*H*-imidazo[4,5-*c*]quinoline-4-amine were combined. N<sup>1</sup>-[4-(4-Amino-2-butyl-1*H*-imidazo[4,5-*c*]quinolin-1-yl)butyl]-3-nitro-1-benzenesulfonamide was isolated as the hydrochloride salt (white solid), m.p. 176.0-178.2 °C. <sup>1</sup>H NMR (300 MHz, DMSO-*d*<sub>6</sub>) δ 8.70 (very broad s, 2H), 8.49-8.42 (m, 2H), 8.21-8.17 (m, 2H), 8.06 (t, J=5.7 Hz, 1H), 7.88-7.81 (m, 2H), 7.71 (t, J=7.7 Hz, 1H), 7.57 (t, J=7.7 Hz, 1H), 4.56 (t, J=7.3 Hz, 2H), 2.94 (t, J=7.7 Hz, 2H), 2.86 (m, 2H), 1.81 (m, 4H), 1.60-1.42 (m, 4H), 0.96 (t, J=7.3 Hz, 3H); IR (KBr) 3096, 2954, 2869, 2771, 1671, 1607, 1528, 1351, 1335, 1163, 1128, 1083, 879, 758, 735, 672, 661 cm<sup>-1</sup>; MS (EI) m/e 496.1897 (496.1893 calcd for C<sub>24</sub>H<sub>28</sub>N<sub>6</sub>O<sub>4</sub>S). Anal calcd for C<sub>24</sub>H<sub>28</sub>N<sub>6</sub>O<sub>4</sub>S·HCl·H<sub>2</sub>O: C, 52.31; H, 5.67; N, 15.25. Found: C, 52.26; H, 5.46; N, 15.09.

15



## Example 8

N<sup>1</sup>-[4-(4-Amino-2-butyl-1*H*-imidazo[4,5-*c*]quinolin-1-yl)butyl]-  
3-amino-1-benzenesulfonamide Hydrochloride

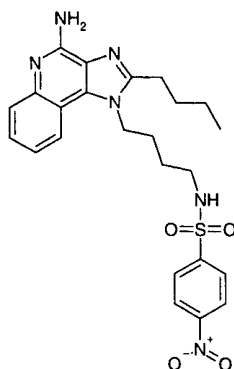


5

A solution of N<sup>1</sup>-[4-(4-amino-2-butyl-1*H*-imidazo[4,5-*c*]quinolin-1-yl)butyl]-3-nitro-1-benzenesulfonamide hydrochloride (0.4 g) in methanol (250 ml) was charged with a catalytic amount of 10% palladium on carbon (0.085 g). The reaction was placed under an atmosphere of hydrogen (50 psi; 3.44 X 10<sup>5</sup> Pa) and shaken on a Parr apparatus for 2  
10 hours. The reaction mixture was filtered and the solvent removed *in vacuo*. The solid product was recrystallized from 2-propanol to provide 0.18 g of N<sup>1</sup>-[4-(4-amino-2-butyl-1*H*-imidazo[4,5-*c*]quinolin-1-yl)butyl]-3-amino-1-benzenesulfonamide hydrochloride as an off white crystalline solid, m.p. 110.2 °C (decomposition). <sup>1</sup>H NMR (300 MHz, DMSO-*d*<sub>6</sub>) δ 8.70 (very broad s, 2H), 8.22 (d, J=8.2 Hz, 1H), 7.83 (d, J=7.8 Hz, 1H), 7.72 (t, J=7.6 Hz, 1H), 7.59 (t, J=7.7 Hz, 1H), 7.43 (t, J=5.9 Hz, 1H), 7.15 (t, J=7.9 Hz, 1H), 6.95 (t, J=1.9 Hz, 1H), 6.84 (d, J=7.7 Hz, 1H), 6.73 (dd, J=8.0, 1.5 Hz, 1H), 5.63 (broad s, 2H), 4.56 (t, J=7.5 Hz, 2H), 2.96 (t, J=7.7 Hz, 2H), 2.77 (q, J=6.3 Hz, 2H), 1.83 (m, 4H), 1.60-1.40 (m, 4H), 0.97 (t, J=7.3 Hz, 3H); IR (KBr) 3313, 3135, 2957, 2870, 2782, 1671, 1599, 1485, 1454, 1313, 1155, 1084, 754, 686 cm<sup>-1</sup>; MS (EI) m/e 466.2150 (466.2151  
15 20 calcd for C<sub>24</sub>H<sub>30</sub>N<sub>6</sub>O<sub>2</sub>S). Anal calcd for C<sub>24</sub>H<sub>30</sub>N<sub>6</sub>O<sub>2</sub>S\*HCl\*0.25H<sub>2</sub>O: C, 56.79; H, 6.26; N, 16.56; Cl, 6.98. Found: C, 56.87; H, 6.22; N, 16.19; Cl, 7.22.

## Example 9

N<sup>1</sup>-[4-(4-Amino-2-butyl-1*H*-imidazo[4,5-*c*]quinolin-1-yl)butyl]-  
4-nitro-1-benzenesulfonamide Hydrochloride



5

According to the general method of Example 5, 4-nitrobenzenesulfonyl chloride and 1-(4-aminobutyl)-2-butyl-1*H*-imidazo[4,5-*c*]quinoline-4-amine were combined. N<sup>1</sup>-[4-(4-Amino-2-butyl-1*H*-imidazo[4,5-*c*]quinolin-1-yl)butyl]-4-nitro-1-

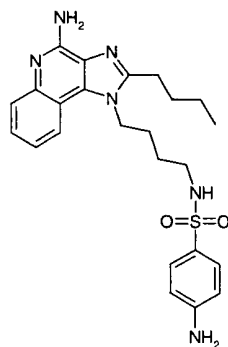
benzenesulfonamide was isolated as the hydrochloride salt (white solid), m.p. 96.0 °C

10 (decomposition). <sup>1</sup>H NMR (300 MHz, DMSO-*d*<sub>6</sub>) δ 8.70 (very broad s, 2H), 8.38-8.34 (m, 2H), 8.19 (d, J=8.2 Hz, 1H), 8.09 (t, J=5.6 Hz, 1H), 8.03-7.99 (m, 2H), 7.80 (d, J=7.4 Hz, 1H), 7.68 (t, J=7.4 Hz, 1H), 7.54 (t, J=7.2 Hz, 1H), 4.55 (t, J=7.4 Hz, 2H), 2.94 (t, J=7.7 Hz, 2H), 2.86 (q, J=6.2 Hz, 2H), 1.80 (m, 4H), 1.58 (m, 2H), 1.45 (q, J=7.5 Hz, 2H), 0.96 (t, J=7.3 Hz, 3H); IR (KBr) 3283, 3100, 2957, 2870, 2782, 1670, 1606, 1528, 1347, 1311, 1162, 1092, 854, 746, 737, 686 cm<sup>-1</sup>; MS (EI) m/e 496.1902 (496.1893 calcd for C<sub>24</sub>H<sub>28</sub>N<sub>6</sub>O<sub>4</sub>S). Anal calcd for C<sub>24</sub>H<sub>28</sub>N<sub>6</sub>O<sub>4</sub>S·HCl·0.85H<sub>2</sub>O: C, 52.57; H, 5.64; N, 15.33. Found: C, 52.57; H, 5.46; N, 15.33.

15

## Example 10

N<sup>1</sup>-[4-(4-Amino-2-butyl-1*H*-imidazo[4,5-*c*]quinolin-1-yl)butyl]-  
4-amino-1-benzenesulfonamide Hydrochloride

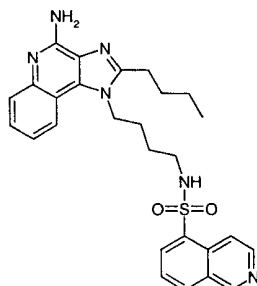


5

A solution of N<sup>1</sup>-[4-(4-amino-2-butyl-1*H*-imidazo[4,5-*c*]quinolin-1-yl)butyl]-4-  
nitro-1-benzenesulfonamide hydrochloride (0.38 g) in methanol (250 ml) was charged  
with a catalytic amount of 10% palladium on carbon (0.085 g). The reaction was placed  
under an atmosphere of hydrogen (50 psi; 3.44 X 10<sup>5</sup> Pa)) and shaken on a Parr apparatus  
10 for 2 hours. The reaction mixture was filtered and the solvent removed *in vacuo*. The  
solid product was recrystallized from 2-propanol to provide 0.34 g of N<sup>1</sup>-[4-(4-amino-2-  
butyl-1*H*-imidazo[4,5-*c*]quinolin-1-yl)butyl]-4-amino-1-benzenesulfonamide  
hydrochloride as an off white powder, m.p. 203.1-205.0 °C. <sup>1</sup>H NMR (300 MHz, DMSO-  
d<sub>6</sub>) δ 8.65 (very broad s, 2H), 8.21(d, J=8.0 Hz, 1H), 7.82 (m, 1H), 7.71 (t, J=7.7 Hz, 1H),  
15 7.58 (t, J=7.7 Hz, 1H), 7.38 (d, J=8.7 Hz, 2H), 7.13 (t, J=5.9 Hz, 1H), 6.60 (d, J=8.7 Hz,  
2H), 5.92 (broad s, 2H), 4.55 (t, J=7.6 Hz, 2H), 2.96 (t, J=7.6 Hz, 2H), 2.70 (q, J=6.4 Hz,  
2H), 1.81 (m, 4H), 1.58-1.43 (m, 4H), 0.96 (t, J=7.4 Hz, 3H); IR (KBr) 3430, 3316, 3215,  
3046, 2955, 2868, 2679, 1671, 1594, 1334, 1157, 1091, 851, 776, 759 cm<sup>-1</sup>; MS (EI) m/e  
20 466.2145 (466.2151 calcd for C<sub>24</sub>H<sub>30</sub>N<sub>6</sub>O<sub>2</sub>S). Anal calcd for C<sub>24</sub>H<sub>30</sub>N<sub>6</sub>O<sub>2</sub>S\*HCl: C, 57.30;  
H, 6.21; N, 16.71. Found: C, 57.36; H, 6.31; N, 16.21.

## Example 11

N<sup>5</sup>-[4-(4-Amino-2-butyl-1*H*-imidazo[4,5-*c*]quinolin-1-yl)butyl]-  
5-isoquinolinesulfonamide



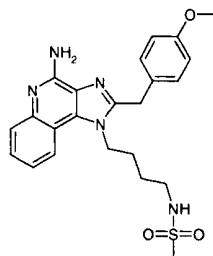
5

A suspension of isoquinoline-5-sulfonyl chloride hydrochloride (0.83 g in 50 ml of pyridine, 3.1 mmol) was added dropwise to a stirring solution of 1-(4-aminobutyl)-2-butyl-1*H*-imidazo[4,5-*c*]quinoline-4-amine (1.0 g, 3.2 mmol) and dichloromethane (175 ml). The solution turned a bright yellow color and was maintained at room temperature for 4 hours. An additional 0.18 g of isoquinoline-5-sulfonyl chloride hydrochloride was added and the reaction was maintained an additional 60 hours. The yellow solution was concentrated *in vacuo*, dissolved in dichloromethane, and washed sequentially with saturated aqueous sodium bicarbonate and water. The organic fraction was dried (MgSO<sub>4</sub>), filtered, and concentrated *in vacuo*. The residue was purified by flash column chromatography (silica gel, 9:1 dichloromethane/methanol) to provide 0.7 g of N<sup>5</sup>-[4-(4-amino-2-butyl-1*H*-imidazo[4,5-*c*]quinolin-1-yl)butyl]-5-isoquinolinesulfonamide as a white crystalline solid, m.p. 96.0 °C (decomposition). <sup>1</sup>H NMR (300 MHz, DMSO-*d*<sub>6</sub>) δ 9.44 (d, J=0.7 Hz, 1H), 8.64(d, J=6.1 Hz, 1H), 8.41-8.35 (m, 2H), 8.30 (dd, J=7.4, 1.2 Hz, 1H), 8.11 (t, J=5.6 Hz, 1H), 7.92 (d, J=7.6 Hz, 1H), 7.75 (t, J=7.7 Hz, 1H), 7.61 (dd, J=8.3, 1.2 Hz, 1H), 7.41 (dt, J=7.7, 1.2 Hz, 1H), 7.22 (dt, J=7.6, 1.2 Hz, 1H), 6.47 (broad s, 2H), 4.38 (t, J=7.5 Hz, 2H), 2.86-2.74 (m, 4H), 1.78-1.63 (m, 4H), 1.50-1.34 (m, 4H), 0.94 (t, J=7.4 Hz, 3H); MS (EI) *m/e* 502.2151 (502.2151 calcd for C<sub>27</sub>H<sub>30</sub>N<sub>6</sub>O<sub>2</sub>S). Anal calcd for C<sub>27</sub>H<sub>30</sub>N<sub>6</sub>O<sub>2</sub>S: C, 64.52; H, 6.02; N, 16.72. Found: C, 64.03; H, 6.03; N, 16.55.

20

## Example 12

N-[4-(4-Amino-2-(4-methoxybenzyl)-1*H*-imidazo[4,5-*c*]quinolin-1-yl)butyl]methanesulfonamide



5

Methanesulfonic anhydride (0.19 g, 1.1 mmol) was added to a stirring solution of 1-(4-aminobutyl)-2-(4-methoxybenzyl)-1*H*-imidazo[4,5-*c*]quinolin-4-amine (0.4 g, 1.07 mmol), dichloromethane (75 ml) and acetonitrile (100 ml). The reaction was maintained at room temperature for 60 hours. The solvent was removed *in vacuo* and the residue was purified by flash column chromatography (silica gel, 9:1 dichloromethane\methanol). The fractions containing product were combined, washed with saturated aqueous sodium bicarbonate, dried (MgSO<sub>4</sub>), filtered, and concentrated to provide 0.3 g of N-[4-(4-amino-2-(4-methoxybenzyl)-1*H*-imidazo[4,5-*c*]quinolin-1-yl)butyl]methanesulfonamide as a white solid, m.p. 78.1-79.5 °C. <sup>1</sup>H NMR (300 MHz, DMSO-*d*<sub>6</sub>) δ 7.99 (d, J=7.6 Hz, 1H), 7.62 (dd, J=8.3, 1.2 Hz, 1H), 7.42 (m, 1H), 7.27-7.21 (m, 3H), 6.98 (t, J=5.7 Hz, 1H), 6.89 (d, J=8.7 Hz, 2H), 6.58 (broad s, 2H), 4.45 (broad s, 2H), 4.33 (s, 2H), 3.72 (s, 3H), 2.87 (m, 5H), 1.55 (broad s, 2H); MS (CI) m/e 454 (M+H).

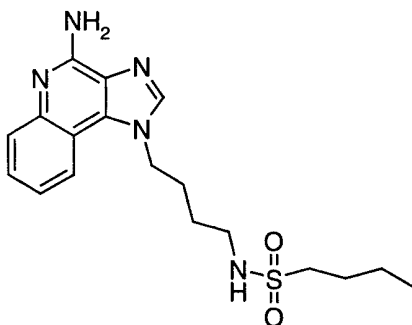
10

15

## Example 13

N<sup>1</sup>-[4-(4-Amino-1*H*-imidazo[4,5-*c*]quinolin-1-yl)butyl]-1-butanesulfonamide

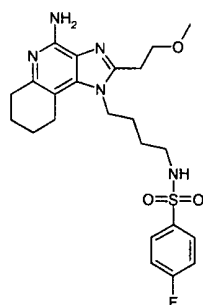
20



A solution of 1-(4-aminobutyl)-1*H*-imidazo[4,5-*c*]quinolin-4-amine (9.3 mg, 36  $\mu$ mol) in 10 mL of dichloromethane in a screw-capped test tube was cooled down to -5°C. Butanesulfonyl chloride (45  $\mu$ mol) was added as a 0.3 M solution in dichloromethane, with argon bubbling through the mixture during addition and for an additional 15 seconds. The mixture was allowed to stand at -5°C overnight. Aminomethyl polystyrene resin (ca. 90 mg, 0.62 meq/g, 100-200 mesh, Bachem) was added and the mixture was warmed to reflux and shaken at about 600 rpm for 3 hours. The mixture was filtered through a Poly-Prep column (Bio-Rad #731-1550) to remove resin. Solvent was removed *in vacuo* and the residue was purified by semi-preparative hplc on a Gilson system (Rainin Microsorb C18 column, 21.4 x 250 mm, 8 micron particle size, 60A pore, 10 mL/min., gradient elution from 2-95% B in 25 min., hold at 95% B for 5 min., where A=0.1 % trifluoroacetic acid/water and B=0.1% trifluoroacetic acid/acetonitrile, peak detection at 254 nm for triggering fraction collection). The semi-prep hplc fractions were analyzed by LC-APCI/MS and the appropriate fractions were combined and lyophilized. The solid was dissolved in ca. 3 mL of 2:1 dichloromethane-methanol and shaken with ca. 80 mg (300  $\mu$ mol) of diisopropylaminomethyl-polystyrene resin (Argonaut PS-DIEA, 3.86 mmol/g) for ~2 h to liberate the free amine, and then filtered and dried *in vacuo* to give the product as a solid. MS (APCI) *m/e* 376.16 (M+H).

## Example 14

$N^1$ -{4-[4-Amino-2-(2-methoxyethyl)-6,7,8,9-tetrahydro-1*H*-imidazo[4,5-*c*]quinolin-1-yl]butyl}-4-fluoro-1-benzenesulfonamide

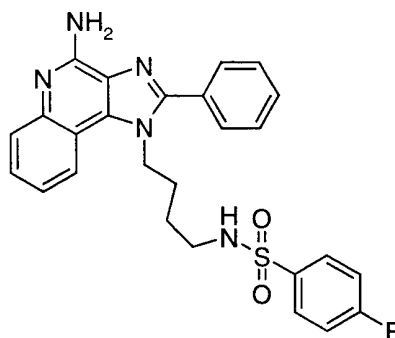


According to the general method of Example 5, 1-(4-aminobutyl)-2-(2-methoxyethyl)-6,7,8,9-tetrahydro-1*H*-imidazo[4,5-*c*]quinolin-4-amine and 4-fluorobenzenesulfonyl chloride were combined. Recrystallization from 4:1 n-propyl acetate/methanol provided  $N^1$ -{4-[4-amino-2-(2-methoxyethyl)-6,7,8,9-tetrahydro-1*H*-

imidazo[4,5-c]quinolin-1-yl]butyl}-4-fluoro-1-benzenesulfonamide as a white crystalline solid, m.p. 191.0-193.0 °C. <sup>1</sup>H NMR (300 MHz, DMSO-d<sub>6</sub>) δ 7.86-7.81 (m, 2H), 7.67 (broad s, 1H), 7.45-7.39 (m, 2H), 5.65 (broad s, 2H), 4.15 (m, 2H), 3.76 (t, J=6.7 Hz, 2H), 3.27 (s, 3H), 3.00 (t, J=6.7 Hz, 2H), 2.90 (broad s, 2H), 2.78 (m, 2H), 2.65 (broad s, 2H), 1.75 (broad s, 4H), 1.61 (m, 2H), 1.43 (m, 2H); MS (CI) m/e 476 (M+H). Analysis: Calculated for C<sub>23</sub>H<sub>30</sub>FN<sub>5</sub>O<sub>3</sub>S: %C, 58.09; %H, 6.36; %N, 14.73; Found: %C, 58.37; %H, 6.35; %N, 14.60.

## Example 15

10 N-[4-(4-Amino-2-phenyl-1H-imidazo[4,5-c]quinolin-1-yl)butyl]-  
4-fluoro-1-benzenesulfonamide

Part A

15 A solution of benzoyl chloride (5.3 g, 37.7 mmol) in dichloromethane (100 mL) was slowly added to a solution of *tert*-butyl N-{4-[(3-aminoquinolin-4-yl)amino]butyl}carbamate (12.5 g, 37.7 mmol) in dichloromethane (250 mL) at ambient temperature. The reaction mixture was maintained at ambient temperature overnight. The resulting precipitate was isolated by filtration and dried to provide 11.0 g of *tert*-butyl N-(4-{[3-(benzoylamino)quinolin-4-yl]amino}butyl)carbamate hydrochloride as a white solid.

Part B

25 Triethylamine (7.26 g, 71.7 mmol) was added to a solution of the material from Part A in ethanol (200 mL) and heated at reflux for 2 days. The reaction mixture was concentrated to provide an orange syrup. HPLC mass spec analysis showed that the syrup contained the desired product and starting material. The syrup was taken up in dichloromethane (100 mL) and then cooled in an ice bath. Triethylamine (5 mL) and

benzoyl chloride (1.9 mL) were added. The reaction mixture was maintained at ambient temperature for 2 days at which time analysis by HPLC indicated that the reaction was not complete. The reaction mixture was concentrated under vacuum. The residue was taken up in isopropyl alcohol (150 mL). Triethylamine (5 mL) was added and the reaction mixture was heated at reflux overnight. The reaction mixture was concentrated under vacuum. The residue was purified by flash chromatography (silica gel; eluting with 10% methanol in dichloromethane). The fractions containing product were combined and concentrated under vacuum. The residue was recrystallized from acetonitrile to provide 6.7 g of *tert*-butyl N-[4-(2-phenyl-1*H*-imidazo[4,5-*c*]quinolin-1-yl)butyl]carbamate as a solid, m.p. 158-159°C.

#### Part C

3-Chloroperoxybenzoic acid (1.05 eq of 65%) was slowly added in small portions to a solution of *tert*-butyl N-[4-(2-phenyl-1*H*-imidazo[4,5-*c*]quinolin-1-yl)butyl]carbamate (6.56 g, 15.75 mmol) in dichloromethane (120 mL). After 3 hours the reaction was quenched with 1% aqueous sodium bicarbonate (200 mL). The layers were separated. The aqueous layer was extracted with dichloromethane (2 X 50 mL). The organic fractions were combined, dried over magnesium sulfate and then concentrated under vacuum to provide a pale orange syrup. The syrup was triturated with diethyl ether to provide 6.8 g of 1-[4-(*tert*-butylcarbamyl)butyl]-2-phenyl-1*H*-imidazo[4,5-*c*]quinoline-5*N*-oxide as a pale tan solid, m.p. 178-181°C.

#### Part D

A solution of 1-[4-(*tert*-butylcarbamyl)butyl]-2-phenyl-1*H*-imidazo[4,5-*c*]quinoline-5*N*-oxide (6.8 g, 15.75 mmol) in dichloromethane (100 mL) was chilled in an ice bath. Concentrated ammonium hydroxide (30 mL) was added. Tosyl chloride (3.0 g, 15.75 mmol) was added in small portions over a period of 30 minutes. The reaction mixture was allowed to warm to ambient temperature overnight. The reaction was quenched with water (350 mL). The layers were separated. The aqueous layer was extracted with dichloromethane. The organic fractions were combined, dried over magnesium sulfate and then concentrated under vacuum to provide a tan solid. This material was purified by flash chromatography (silica gel eluting with 10% methanol in dichloromethane) to provide 4.8 g of product. The bulk of the material was carried on to the next step. A small portion was recrystallized from toluene to provide *tert*-butyl N-[4-



(4-amino-2-phenyl-1*H*-imidazo[4,5-*c*]quinolin-1-yl)butyl]carbamate as a solid, m.p. 182-183°C. Analysis: Calculated for C<sub>25</sub>H<sub>29</sub>N<sub>5</sub>O<sub>2</sub>: %C, 69.58; %H, 6.77; %N, 16.22; Found: %C, 69.86; %H, 6.95; %N, 15.80.

#### Part E

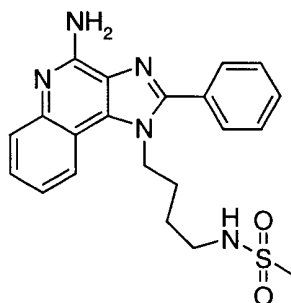
5           The material from Part D was dissolved in methanol (15 mL) and 1 N hydrochloric acid (100 mL) and then heated at reflux for 2 hours. The reaction mixture was concentrated under vacuum to a volume of about 50 mL. Addition of concentrated ammonium hydroxide to pH 12 did not produce a precipitate. The pH was adjusted to 7 with 1 N hydrochloric acid. The mixture was extracted with dichloromethane and then  
10 with ethyl acetate. The aqueous layer was concentrated to dryness. The residue was dissolved in water (50 mL) and then extracted continuously with refluxing chloroform for 36 hours. The chloroform extract was concentrated under vacuum to provide a light tan solid. This material was recrystallized from acetonitrile to provide 2.5 g of 1-(4-aminobutyl)-2-phenyl-1*H*-imidazo[4,5-*c*]quinolin-4-amine as an off white solid, m.p. 175-  
15 177°C. Analysis: Calculated for C<sub>20</sub>H<sub>21</sub>N<sub>5</sub>: %C, 72.48; %H, 6.39; %N, 21.13; Found: %C, 72.72; %H, 6.32; %N, 20.71.

#### Part F

1-(4-Aminobutyl)-2-phenyl-1*H*-imidazo[4,5-*c*]quinolin-4-amine (0.331 g, 1.0 mmol) was dissolved in anhydrous acetonitrile (35 mL) and the solution was cooled to  
20 4°C. A solution of 4-fluorobenzenesulfonyl chloride (0.194 g, 1.0 mmol) in anhydrous dichloromethane (10 mL) was slowly added. The reaction was allowed to slowly warm to ambient temperature over the weekend. The reaction was quenched by the addition of aqueous saturated sodium bicarbonate solution. The layers were separated and the organic layer was concentrated to provide a pale yellow solid. This material was recrystallized  
25 from isopropyl alcohol and then further purified by flash chromatography (silica gel eluting with 10% methanol in dichloromethane). The pure fractions were combined and concentrated. The residue was recrystallized from isopropyl alcohol to provide 0.2 g of N-[4-(4-amino-2-phenyl-1*H*-imidazo[4,5-*c*]quinolin-1-yl)butyl]-4-fluoro-1-  
30 benzenesulfonamide as a pale yellow solid, m.p. 214-216°C. Analysis: Calculated for C<sub>26</sub>H<sub>24</sub>FN<sub>5</sub>O<sub>2</sub>S: %C, 63.79; %H, 4.94; %N, 14.30; Found: %C, 63.19; %H, 4.85; %N, 13.90. Mass spec M+1 = 490.2

## Example 16

N-[4-(4-Amino-2-phenyl-1*H*-imidazo[4,5-*c*]quinolin-1-yl)butyl]  
methanesulfonamide



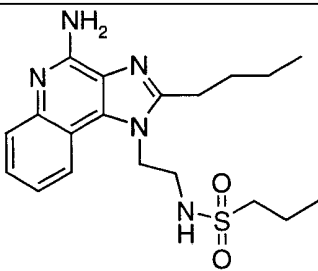
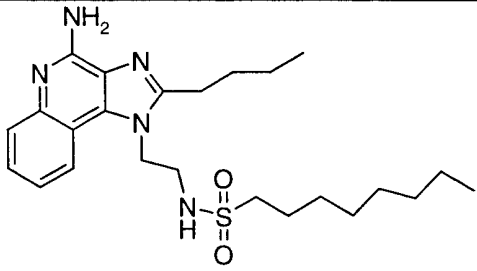
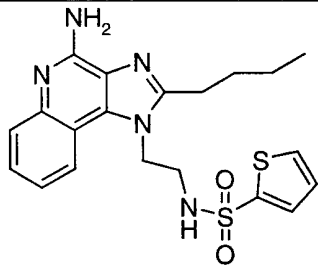
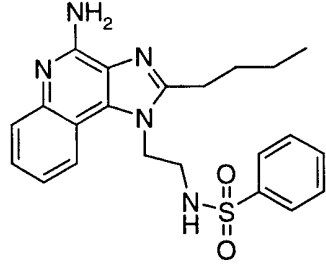
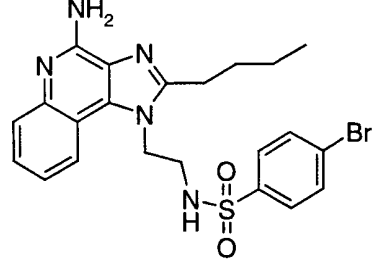
5 Using the general method of Example 15 Part F, 1-(4-aminobutyl)-2-phenyl-1*H*-imidazo[4,5-*c*]quinolin-4-amine (0.331 g, 1.0 mmol) was reacted with methanesulfonic anhydride to provide 0.14 g of N-[4-(4-Amino-2-phenyl-1*H*-imidazo[4,5-*c*]quinolin-1-yl)butyl]methanesulfonamide as a white solid, m.p. 234-235°C. Mass spec M+1 = 410.2.

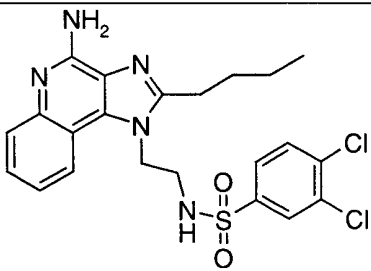
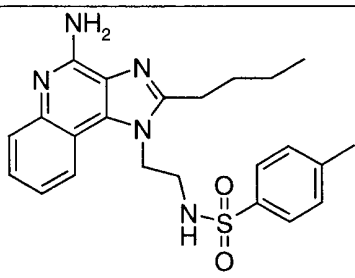
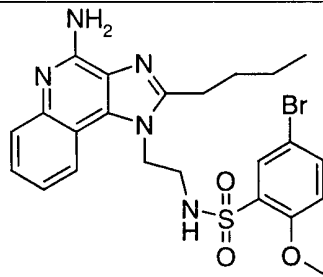
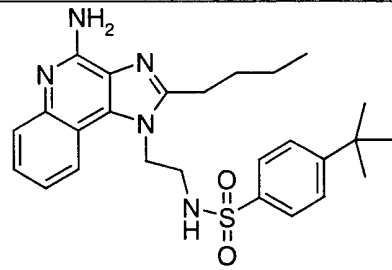
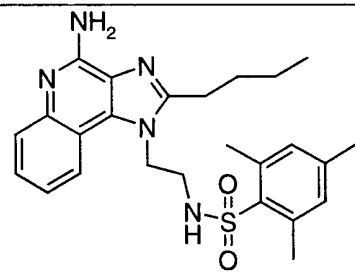
10 Examples 17 - 33

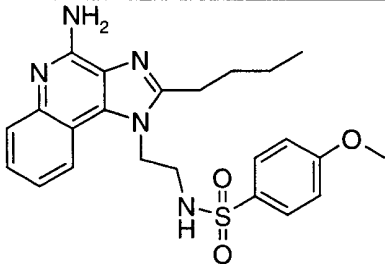
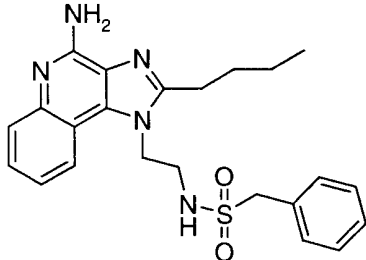
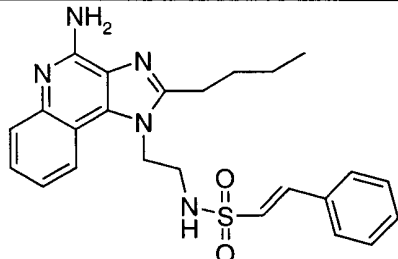
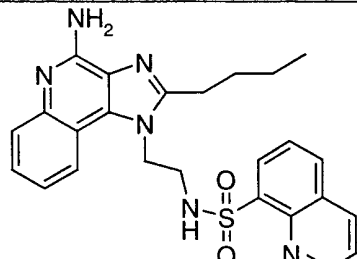
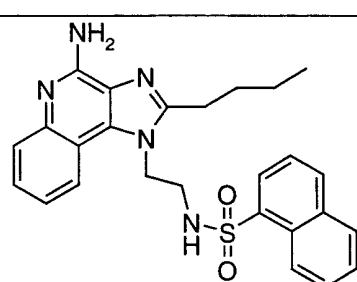
The compounds shown in the Table below were prepared using the synthetic method described in Reaction Scheme II above.

15 1-(2-Aminoethyl)-2-butyl-1*H*-imidazo[4,5-*c*]quinolin-4-amine (25 mg) was placed in a 2 dram (7.4 mL) vial. Diisopropylethylamine (11  $\mu$ L, 1.2 eq), dichloromethane (1 mL) and the sulfonyl chloride (1.1 eq) were added in order. The vial was placed on a shaker for about 2 hours and then on a sonicator for about 0.5 hours. The reaction mixture was allowed to stand at ambient temperature overnight and analyzed by LC/MS to confirm the formation of the desired product. The solvent was removed and the residue was purified by semi-preparative HPLC (Capcell Pak C18 column, 35 mm x 20 mm, 5 micron  
20 particle size, 20 mL/min., gradient elution from 5-95% B in 10 min., hold at 95% B for 2 min., where A=0.1 % trifluoroacetic acid/water and B=0.1 % trifluoroacetic acid/acetonitrile, peak detection at 254 nm for triggering fraction collection). The semi-prep HPLC fractions were analyzed by LC-APCI/MS and the appropriate fractions were combined and lyophilized to provide the trifluoroacetate salt of the desired sulfonamide.

25

Example #	Structure of the Free Base	Observed Mass
17		390.2
18		460.2
19		430.1
20		424.1
21		504.0

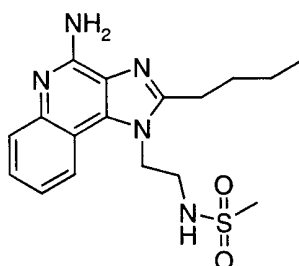
Example #	Structure of the Free Base	Observed Mass
22		492.0
23		438.1
24		534.0
25		480.2
26		466.2

Example #	Structure of the Free Base	Observed Mass
27	 <chem>CCCC=C1N(C1C2=CN=C(N)C=C2)NS(=O)(=O)c3ccc(OC)cc3</chem>	454.1
28	 <chem>CCCC=C1N(C1C2=CN=C(N)C=C2)NS(=O)(=O)Cc3ccccc3</chem>	438.1
29	 <chem>CCCC=C1N(C1C2=CN=C(N)C=C2)NS(=O)(=O)/C=C/c3ccccc3</chem>	450.1
30	 <chem>CCCC=C1N(C1C2=CN=C(N)C=C2)NS(=O)(=O)c3cnc4ccccc34</chem>	475.1
31	 <chem>CCCC=C1N(C1C2=CN=C(N)C=C2)NS(=O)(=O)c3cccc4ccccc34</chem>	474.2

Example #	Structure of the Free Base	Observed Mass
32		474.1
33		517.2

## Example 34

N-[2-(4-Amino-2-butyl-1H-imidazo[4,5-c]quinolin-1-yl)ethyl]  
methanesulfonamide Trifluoroacetate

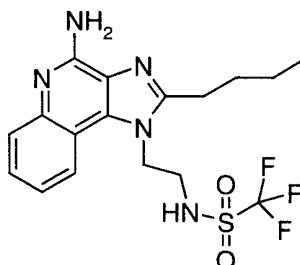


5

This compound was prepared using the method of Examples 17 - 33 above except that 1.1 eq of methanesulfonic anhydride was used in place of the sulfonyl chloride.  
(Observed Mass = 362.2)

## Example 35

N-[2-(4-Amino-2-butyl-1*H*-imidazo[4,5-*c*]quinolin-1-yl)ethyl]  
trifluoromethanesulfonamide Trifluoroacetate



5

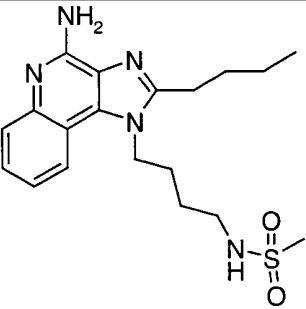
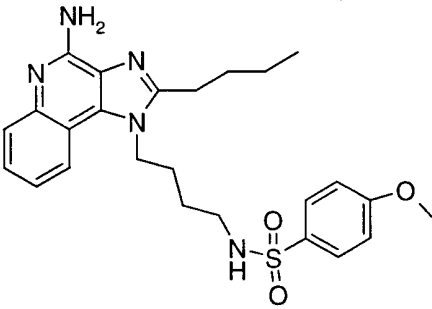
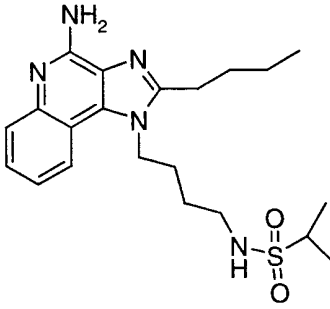
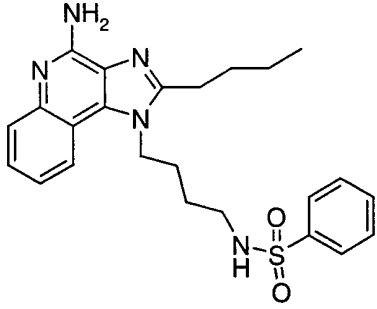
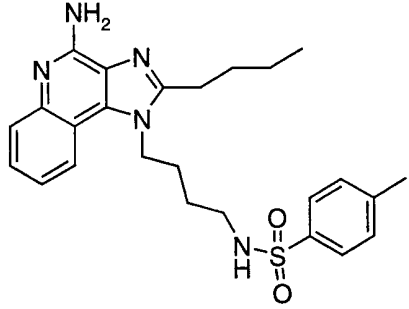
This compound was prepared using the method of Examples 17 - 33 above except that 1.1 eq of trifluoromethanesulfonic anhydride was used in place of the sulfonyl chloride. (Observed Mass = 416.1)

10

## Examples 36 - 48

The compounds shown in the Table below were prepared using the synthetic method described in Reaction Scheme II above.

15 1-(4-Aminobutyl)-2-butyl-1*H*-imidazo[4,5-*c*]quinolin-4-amine (25 mg) was placed in a 2 dram (7.4 mL) vial. Diisopropylethylamine (14  $\mu$ L, 1.0 eq), dichloromethane (1 mL) and the sulfonyl chloride (1.0 eq) were added in order. The vial was placed on a shaker for about 30 minutes at which time almost everything was in solution. Some time later a precipitate formed. A small amount of methanol was added and the precipitate dissolved. The reaction mixture was left on the shaker for an additional hour and then it was put on a sonicator for about 0.5 hours. The reaction mixture was analyzed by LC/MS  
20 to confirm the formation of the desired product. The solvent was removed and the residue was purified by semi-preparative HPLC (Capcell Pak C18 column, 35 mm x 20 mm, 5 micron particle size, 20 mL/min., gradient elution from 5-95% B in 10 min., hold at 95% B for 2 min., where A=0.1 % trifluoroacetic acid/water and B=0.1 % trifluoroacetic acid/acetonitrile, peak detection at 254 nm for triggering fraction collection). The semi-  
25 prep HPLC fractions were analyzed by LC-APCI/MS and the appropriate fractions were combined and lyophilized to provide the trifluoroacetate salt of the desired sulfonamide.

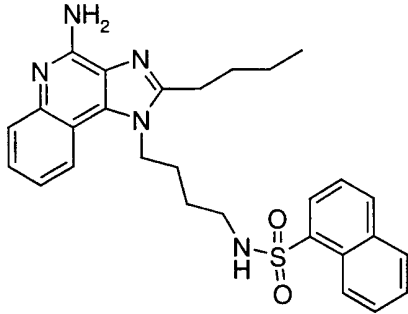
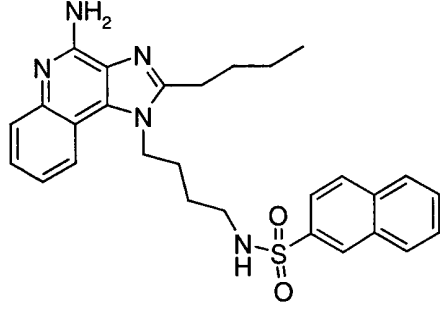
Example #	Structure of Free Base	Observed Mass
36		390.1
37		482.1
38		418.1
39		452.1
40		466.1

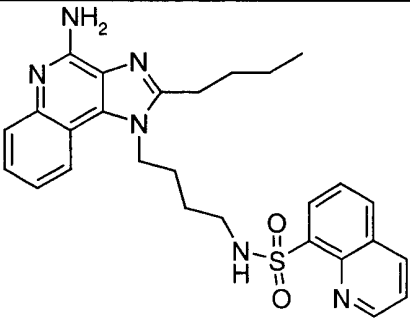
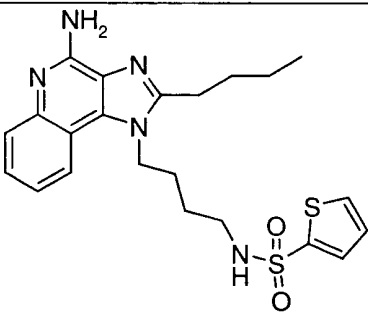
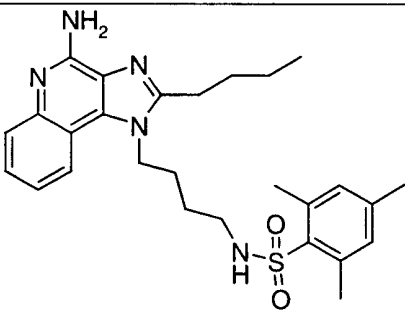
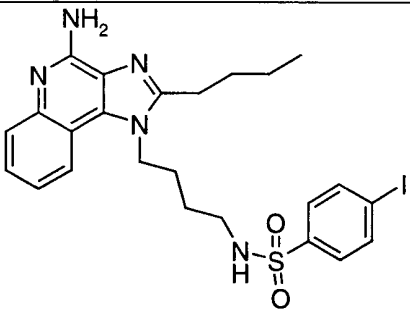
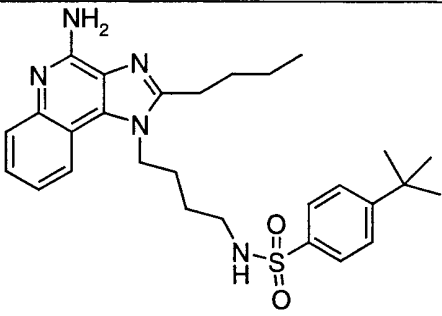


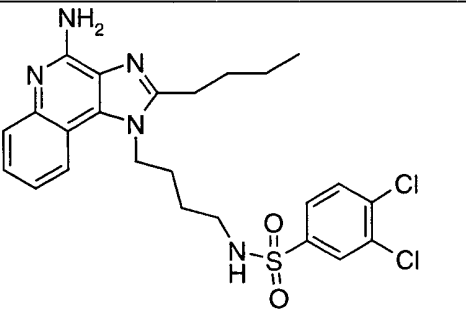
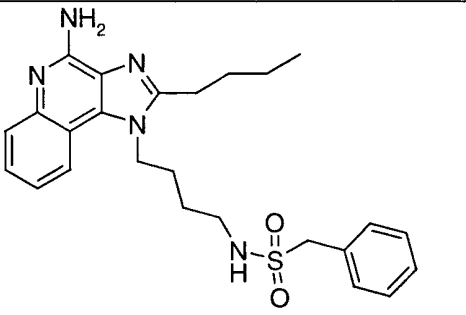
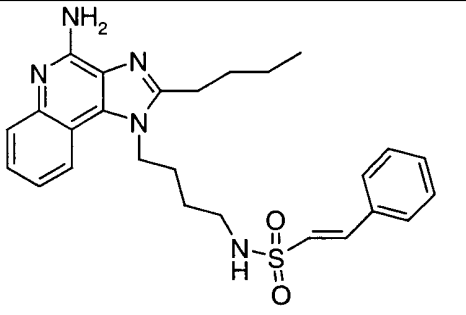
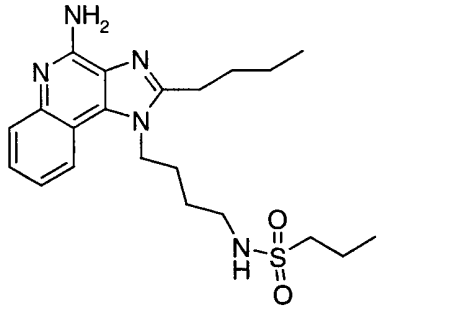
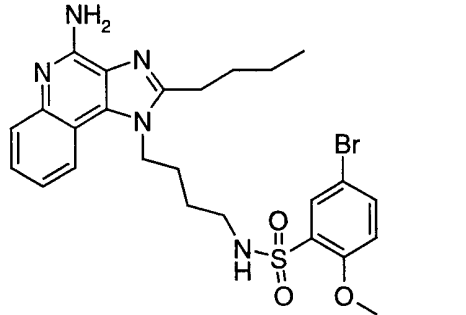
## Examples 41 - 52

The compounds shown in the Table below were prepared using the synthetic method described in Reaction Scheme II above.

1-(4-Aminobutyl)-2-butyl-1*H*-imidazo[4,5-*c*]quinolin-4-amine (25 mg) was placed  
 5 in a 2 dram (7.4 mL) vial. Diisopropylethylamine (14  $\mu$ L, 1.0 eq), dichloromethane (1 mL) and the sulfonyl chloride (1.0 eq) were added in order. The vial was placed on a sonicator at ambient temperature for about 60 minutes. The reaction mixture was analyzed by LC/MS to confirm the formation of the desired product. The solvent was removed and the residue was purified by semi-preparative HPLC (Capcell Pak C18  
 10 column, 35 mm x 20 mm, 5 micron particle size, 20 mL/min., gradient elution from 5-95% B in 10 min., hold at 95% B for 2 min., where A=0.1 % trifluoroacetic acid/water and B=0.1 % trifluoroacetic acid/acetonitrile, peak detection at 254 nm for triggering fraction collection). The semi-prep HPLC fractions were analyzed by LC-APCI/MS and the appropriate fractions were combined and lyophilized to provide the trifluoroacetate salt of  
 15 the desired sulfonamide.

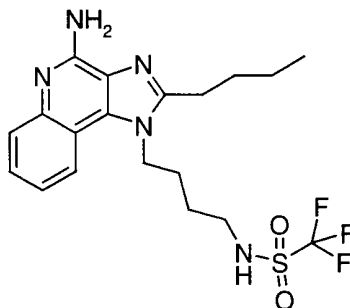
Example #	Structure of Free Base	Observed Mass
41		502.1
42		502.1

Example #	Structure of Free Base	Observed Mass
43		503.2
44		458.1
45		494.2
46		578.2
47		508.3

Example #	Structure of Free Base	Observed Mass
48	 <chem>CCCCN1C(=N2C(=NC(=C2)N)C1)NS(=O)(=O)c3cc(Cl)cc(Cl)c3</chem>	520.1
49	 <chem>CCCCN1C(=N2C(=NC(=C2)N)C1)NS(=O)(=O)c3ccccc3</chem>	466.2
50	 <chem>CCCCN1C(=N2C(=NC(=C2)N)C1)NS(=O)(=O)/C=C/c3ccccc3</chem>	478.2
51	 <chem>CCCCN1C(=N2C(=NC(=C2)N)C1)NS(=O)(=O)CC</chem>	418.2
52	 <chem>CCCCN1C(=N2C(=NC(=C2)N)C1)NS(=O)(=O)c3cc(Br)cc(OC)c3</chem>	560.1

## Example 53

N-[4-(4-Amino-2-butyl-1*H*-imidazo[4,5-*c*]quinolin-1-yl)butyl]  
trifluoromethanesulfonamide Trifluoroacetate



5 This compound was prepared using the method of Examples 41-52 above except that 1.0 eq of trifluoromethanesulfonic anhydride was used in place of the sulfonyl chloride. (Observed Mass = 444.1)

## Examples 54 - 71

10 The compounds shown in the Table below were prepared using the synthetic method described in Reaction Scheme IV above.

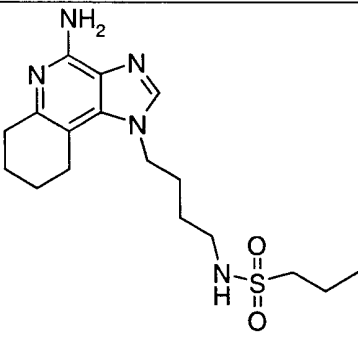
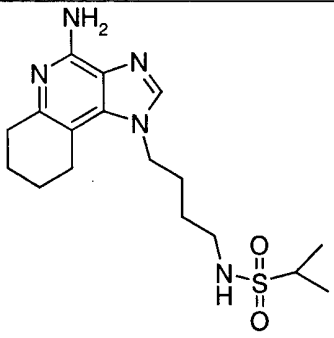
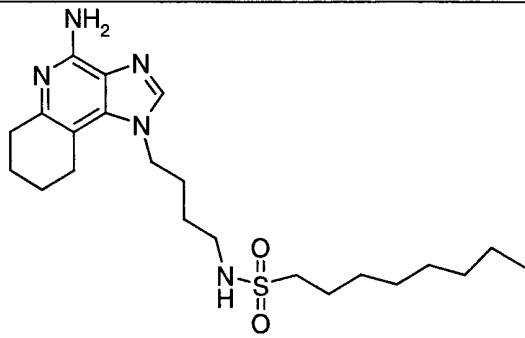
Part A

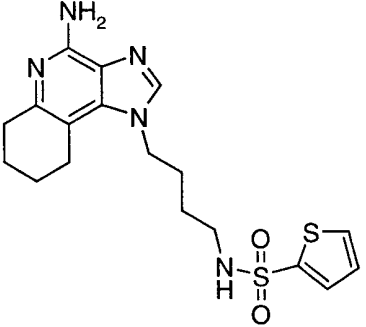
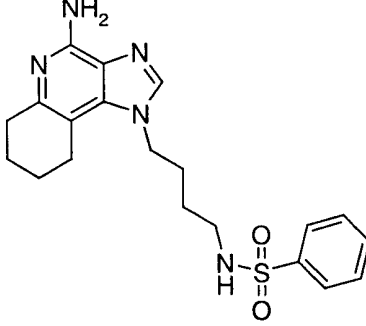
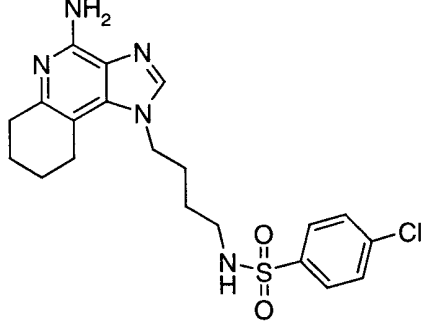
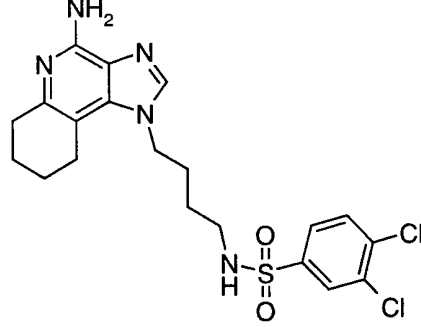
A catalytic amount of platinum (IV) oxide was added to a solution of 1-(4-aminobutyl)-1*H*-imidazo[4,5-*c*]quinolin-4-amine (2.75 g, 10.8 mmol) in trifluoroacetic acid (150 mL). The reaction mixture was placed under a hydrogen atmosphere at 50 psi (3.44 X 10<sup>5</sup> Pa). After 1 week analysis by mass spectroscopy indicated the presence of both starting material and the tetrahydro product. Fresh catalyst was added to the reaction mixture and hydrogenation was continued at 50 psi (3.44 X 10<sup>5</sup> Pa). After 2 weeks the reaction mixture was filtered to remove the catalyst. The filtrate was concentrated under vacuum. The residue was dissolved in 1N hydrochloric acid (120 mL) and the solution was stirred at ambient temperature for 1 hour. The solution was made basic (pH 10) by the addition of 50% sodium hydroxide and then extracted with dichloromethane (5 X 100 mL). The extracts were combined and concentrated under vacuum to provide 2.08 g of 1-(4-aminobutyl)-6,7,8,9-tetrahydro-1*H*-imidazo[4,5-*c*]quinolin-4-amine as a white solid.

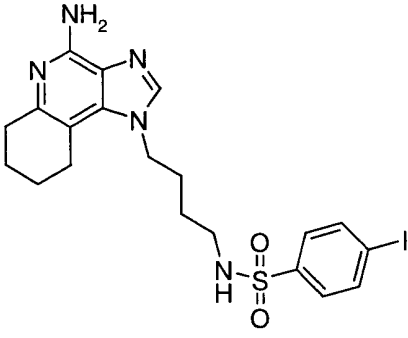
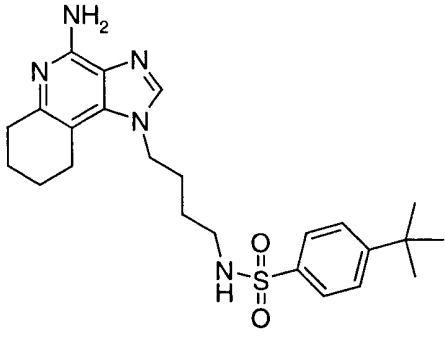
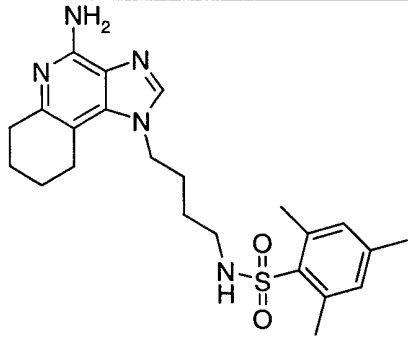
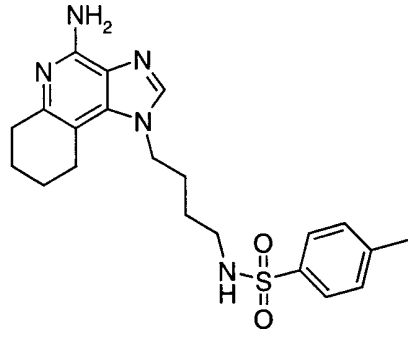
25 Part B

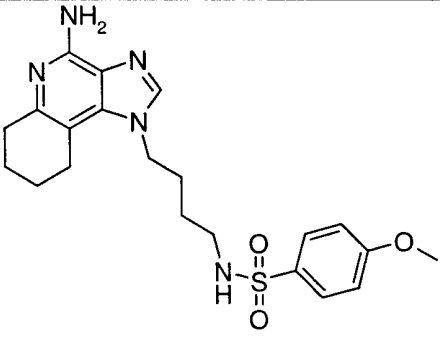
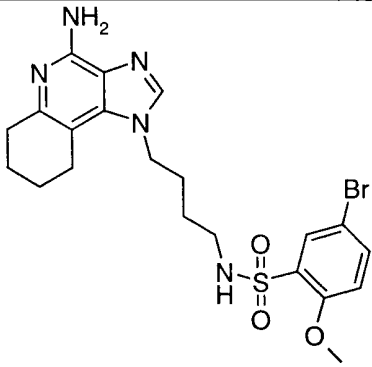
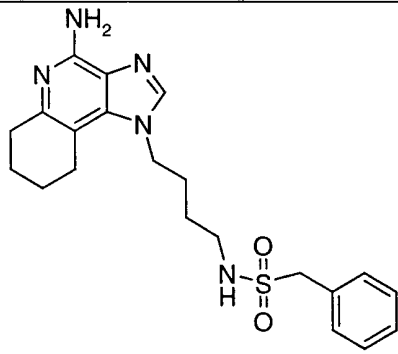
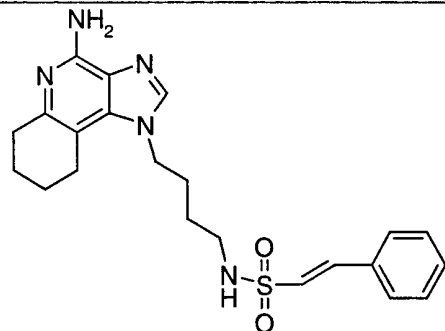
1-(4-Aminobutyl)-6,7,8,9-tetrahydro-1*H*-imidazo[4,5-*c*]quinolin-4-amine (25 mg) was placed in a 2 dram (7.4 mL) vial. Diisopropylethylamine (11  $\mu$ L, 1.2 eq),

dichloromethane (1 mL) and the sulfonyl chloride (1.1 eq) were added in order. The vial was placed on a shaker for about 6 hours. The reaction mixture was allowed to stand at ambient temperature overnight and was analyzed by LC/MS to confirm the formation of the desired product. The solvent was removed and the residue was purified by semi-preparative HPLC (Capcell Pak C18 column, 35 mm x 20 mm, 5 micron particle size, 20 mL/min., gradient elution from 5-95% B in 10 min., hold at 95% B for 2 min., where A=0.1 % trifluoroacetic acid/water and B=0.1 % trifluoroacetic acid/acetonitrile, peak detection at 254 nm for triggering fraction collection). The semi-prep HPLC fractions were analyzed by LC-APCI/MS and the appropriate fractions were combined and lyophilized to provide the trifluoroacetate salt of the desired sulfonamide.

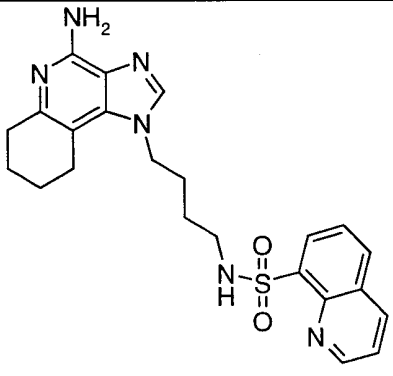
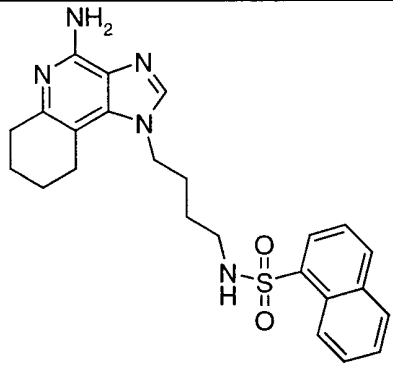
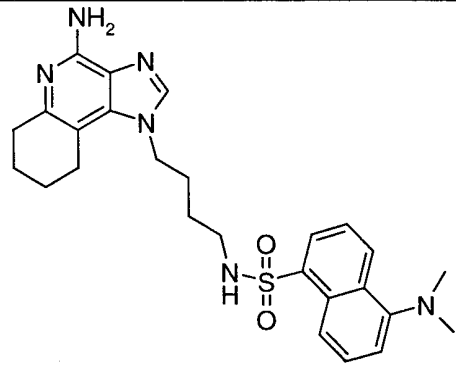
Example #	Structure of Free Base	Observed Mass
54		366.2
55		366.1
56		436.2

Example #	Structure of Free Base	Observed Mass
57		406.1
58		400.1
59		434.0
60		468.0

Example #	Structure of Free Base	Observed Mass
61		526.0
62		456.1
63		442
64		414

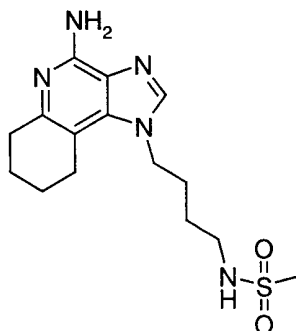
Example #	Structure of Free Base	Observed Mass
65		430
66		508.0
67		414.1
68		426.1



Example #	Structure of Free Base	Observed Mass
69		451.1
70		450.1
71		493.1

## Example 72

N-[4-(4-Amino-6,7,8,9-tetrahydro-1*H*-imidazo[4,5-*c*]quinolin-1-yl)butyl]  
methanesulfonamide Trifluoroacetate



5 This compound was prepared using the method of Examples 54 - 71 above except that 1.1 eq of methanesulfonic anhydride was used in place of the sulfonyl chloride. (Observed Mass = 338.2)

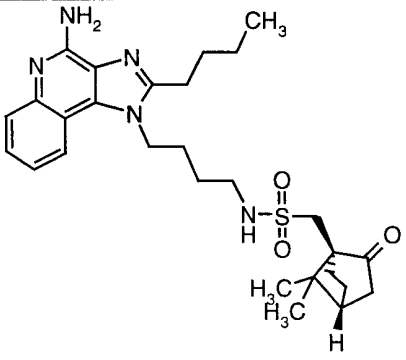
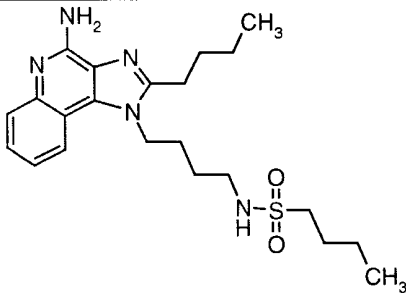
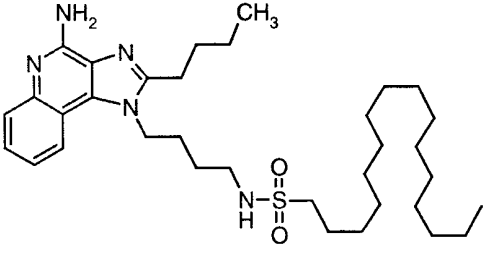
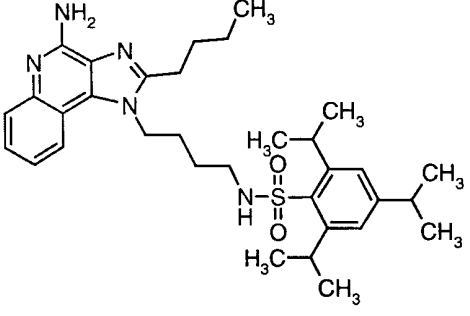
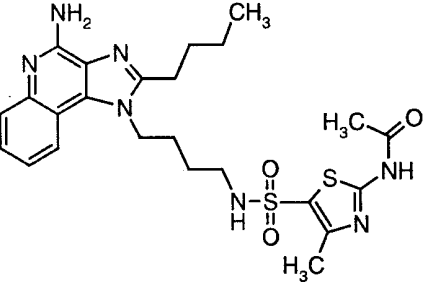
## Examples 73 - 201

10 The compounds in the table below were prepared according the synthetic method of Reaction Scheme II above using the following general method.

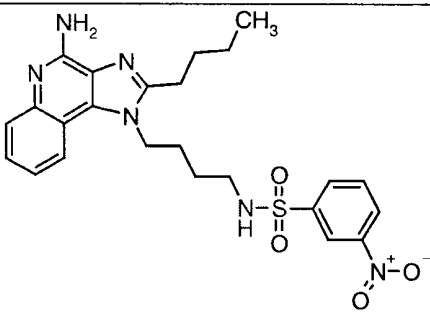
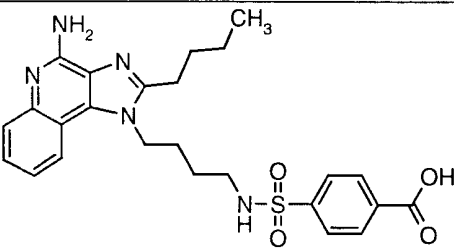
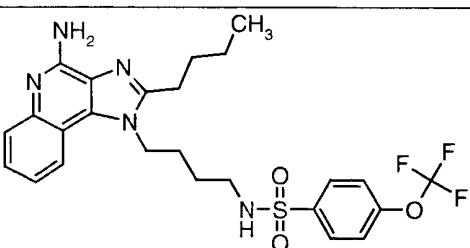
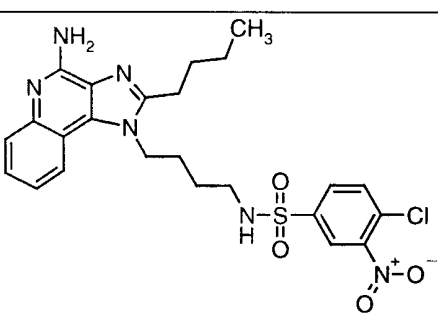
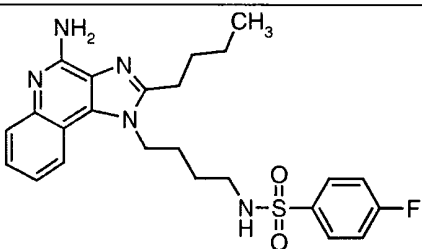
The 1*H*-imidazo[4,5-*c*]quinolin-4-amine (50 mg) was placed in a 2 dram (7.4 mL) vial. Diisopropylethylamine (1.2 eq) in dichloromethane (~1 mL) was added. A solution containing the sulfonyl chloride (1.1 eq) in dichloromethane (~1 mL) was added. The vial was placed on a shaker for about 2 – 16 (usually 2) hours at ambient temperature. The reaction mixture was analyzed by LC/MS to confirm the formation of the desired product. The solvent was removed and the residue was purified by semi-preparative HPLC (Capcell Pak C18 column, 35 mm x 20 mm, 5 micron particle size, 20 mL/min., gradient elution from 5-95% B in 10 min., hold at 95% B for 2 min., where A=0.1 % trifluoroacetic acid/water and B=0.1 % trifluoroacetic acid/acetonitrile, peak detection at 254 nm for triggering fraction collection). The semi-prep HPLC fractions were analyzed by LC-APCI/MS and the appropriate fractions were combined and lyophilized to provide the trifluoroacetate salt of the desired sulfonamide.

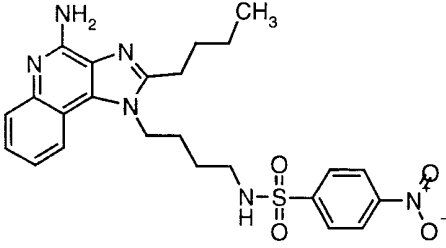
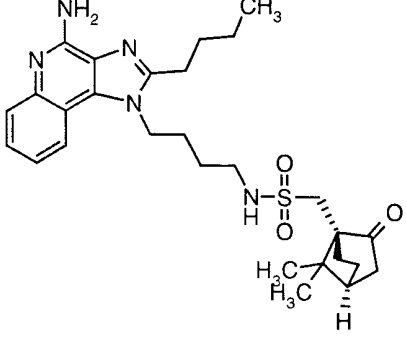
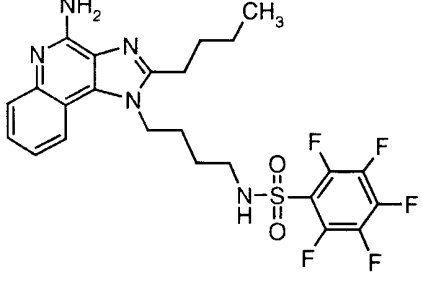
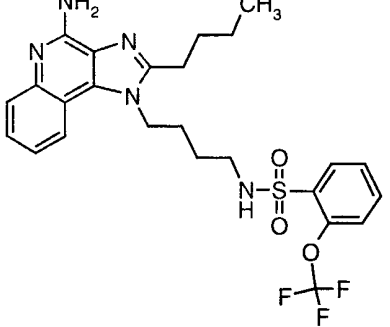
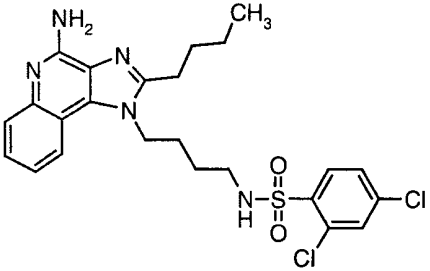
15

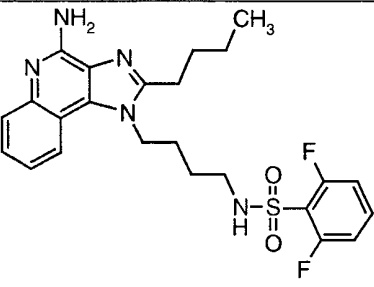
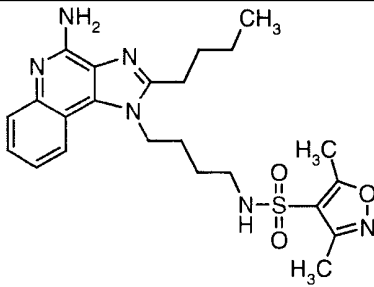
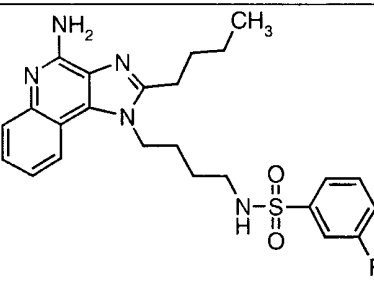
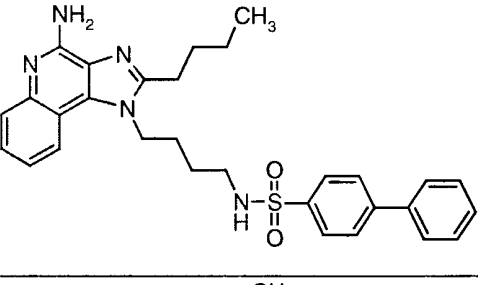
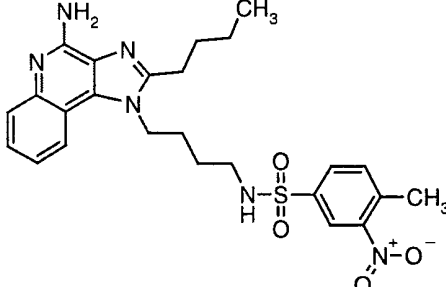
20

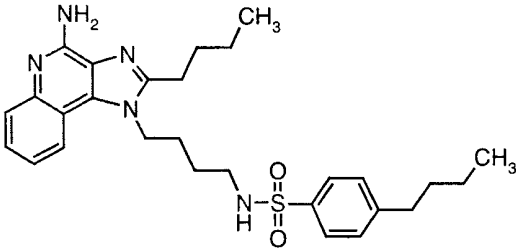
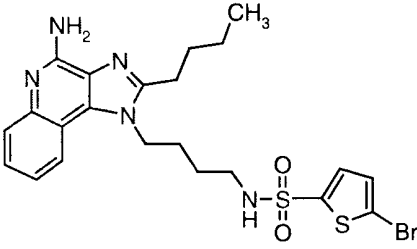
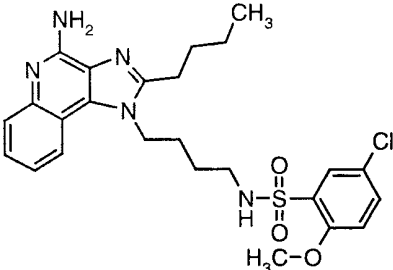
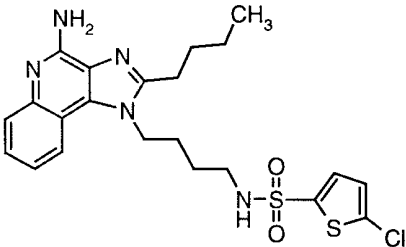
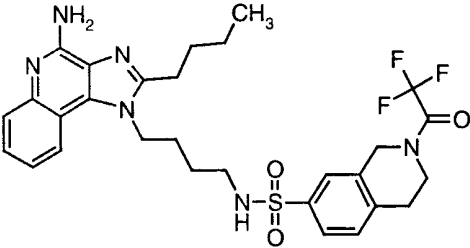
Example #	Structure of the Free Base	APCI-MS m/e
73		526.2
74		432.2
75		600.3
76		578.2
77		530.1

Example #	Structure of the Free Base	APCI-MS m/e
78	<chem>CCCCN(S(=O)(=O)c1cccc(Br)c1)c2nc3c(N)nc4ccccc342</chem>	530, 532.0
79	<chem>CCCCN(S(=O)(=O)c1ccc(cc1[N+](=O)[O-])C(F)(F)F)c2nc3c(N)nc4ccccc342</chem>	565.0
80	<chem>CCCCN(S(=O)(=O)c1ccc(cc1)C(F)(F)F)c2nc3c(N)nc4ccccc342</chem>	520.1
81	<chem>CCCCN(S(=O)(=O)c1ccc(OC)c(OC)c1)c2nc3c(N)nc4ccccc342</chem>	512.1
82	<chem>CCCCN(S(=O)(=O)CCCCl)c2nc3c(N)nc4ccccc342</chem>	452.1

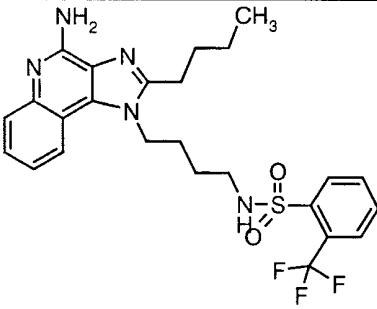
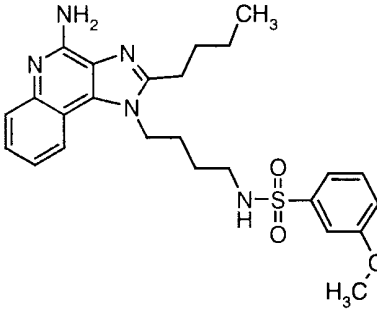
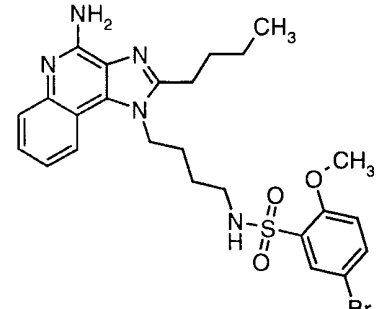
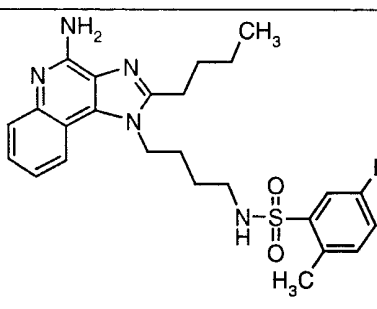
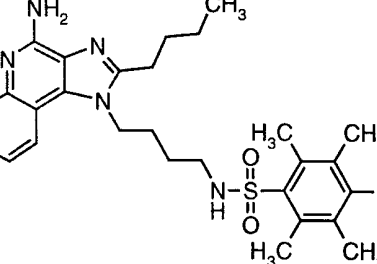
Example #	Structure of the Free Base	APCI-MS m/e
83		497.1
84		496.1
85		536.1
86		531.0, 533.0
87		470.1

Example #	Structure of the Free Base	APCI-MS m/e
88		497.1
89		526.2
90		542.0
91		536.1
92		520.0, 522.0

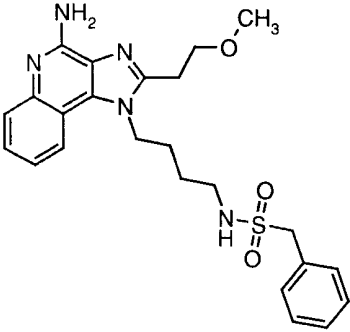
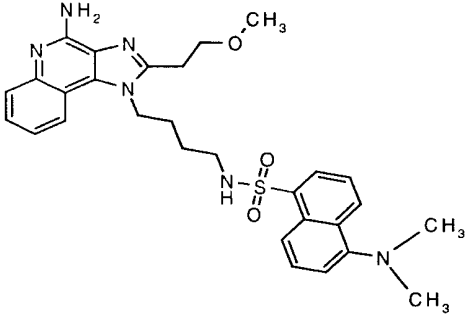
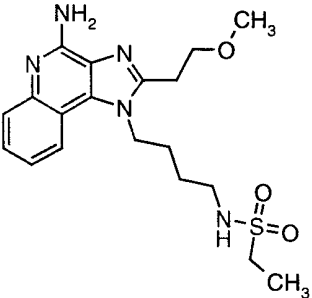
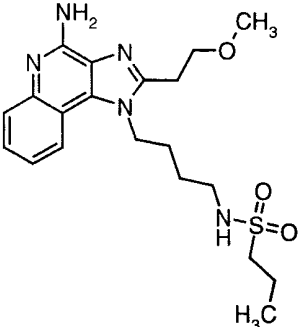
Example #	Structure of the Free Base	APCI-MS m/e
93		488.1
94		471.1
95		470.1
96		528.1
97		511.1

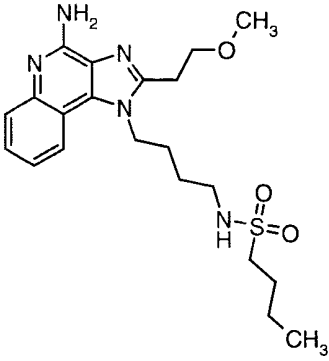
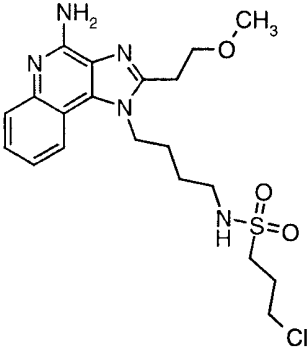
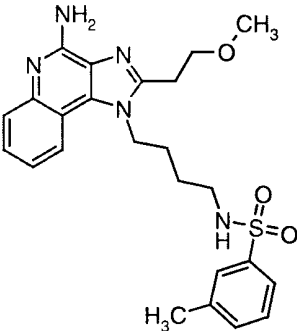
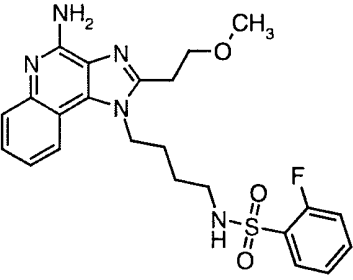
Example #	Structure of the Free Base	APCI-MS m/e
98		508.1
99		537.9
100		516.0, 518.0
101		492.0, 494.0
102		603.1

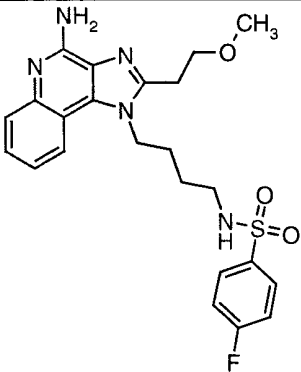
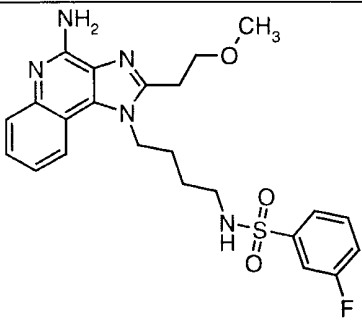
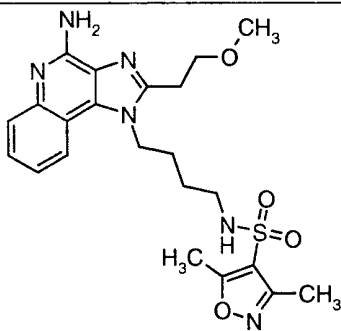
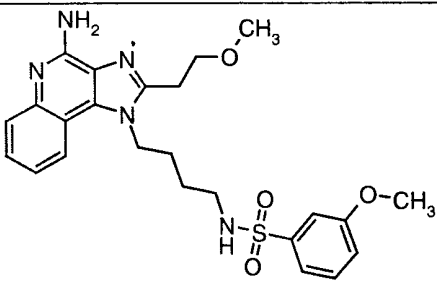


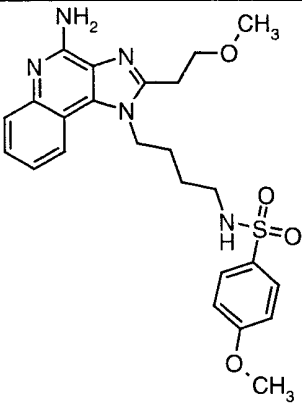
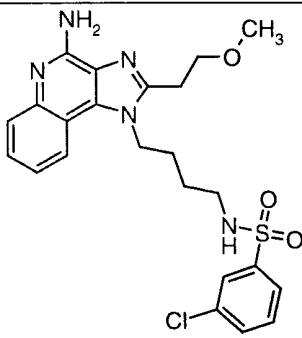
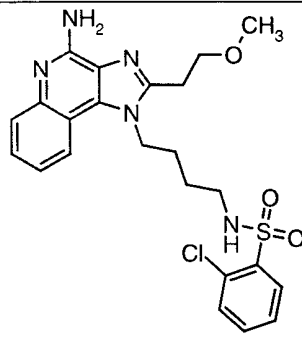
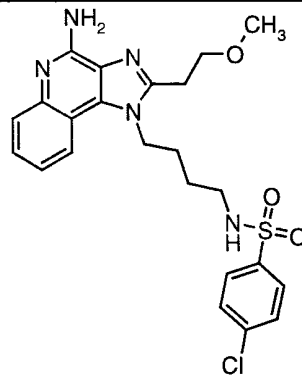
Example #	Structure of the Free Base	APCI-MS m/e
103		520.1
104		482.1
105		560.0, 562
106		484.1
107		522.1

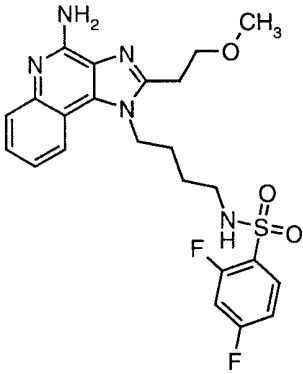
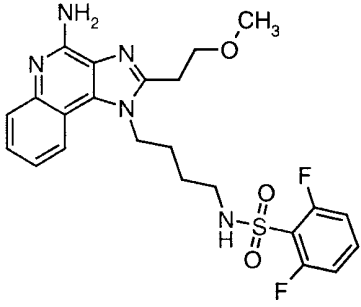
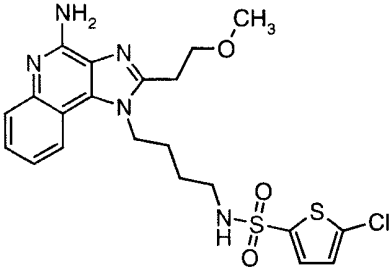
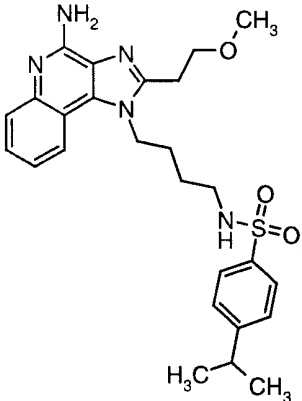
Example #	Structure of the Free Base	APCI-MS m/e
108	 <chem>CN1=NC2=CC=CC=C2N1CCN(S(=O)(=O)C)CCOC</chem>	364.1
109	 <chem>CN1=NC2=CC=CC=C2N1CCN(S(=O)(=O)c3ccsc3)CCOC</chem>	432.0
110	 <chem>CN1=NC2=CC=CC=C2N1CCN(S(=O)(=O)c3ccc(N(C)C)cc3)CCOC</chem>	519.1
111	 <chem>CN1=NC2=CC=CC=C2N1CCCCCN(S(=O)(=O)C)CCOC</chem>	392.2
112	 <chem>CN1=NC2=CC=CC=C2N1CCCCCN(S(=O)(=O)c3ccsc3)CCOC</chem>	460.1

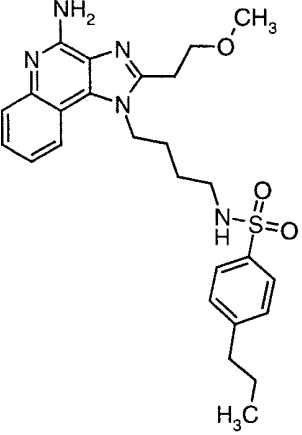
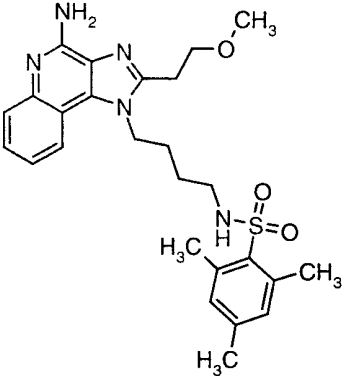
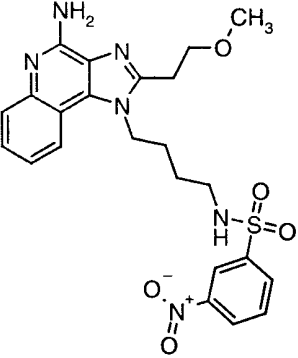
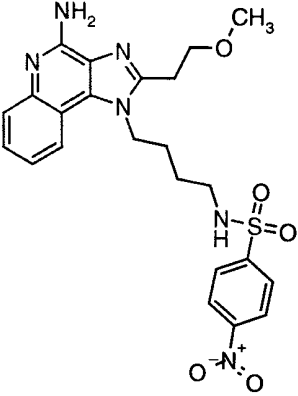
Example #	Structure of the Free Base	APCI-MS m/e
113		468.2
114		547.3
115		406.1
116		420.1

Example #	Structure of the Free Base	APCI-MS m/e
117	 <chem>CN1C=NC2=CC=CC=C12C(=N3C=CC=CC=C3)CCOC</chem> <chem>CCCCNS(=O)(=O)CC</chem>	434.1
118	 <chem>CN1C=NC2=CC=CC=C12C(=N3C=CC=CC=C3)CCOC</chem> <chem>CCCCNS(=O)(=O)CCCl</chem>	454.1
119	 <chem>CN1C=NC2=CC=CC=C12C(=N3C=CC=CC=C3)CCOC</chem> <chem>CCCCNS(=O)(=O)c1ccc(C)cc1</chem>	468.1
120	 <chem>CN1C=NC2=CC=CC=C12C(=N3C=CC=CC=C3)CCOC</chem> <chem>CCCCNS(=O)(=O)c1ccc(F)cc1</chem>	472.1

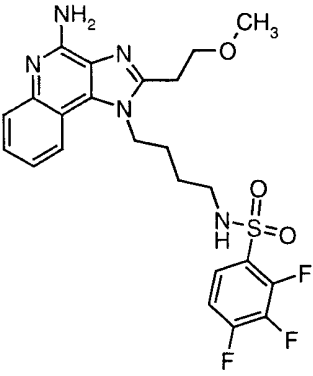
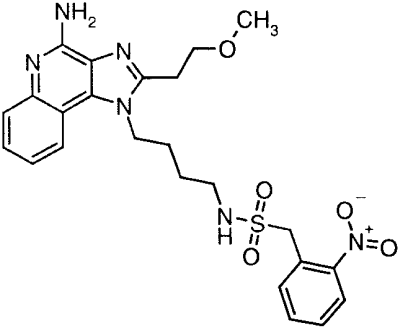
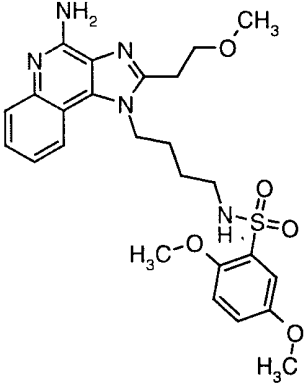
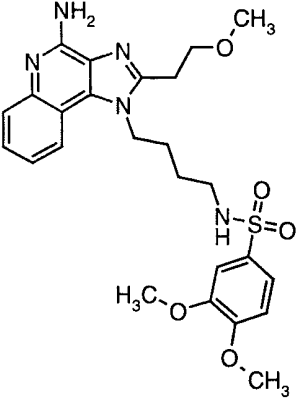
Example #	Structure of the Free Base	APCI-MS m/e
121	 <p>Chemical structure of Example 121: A 6-aminopyridin-2-ylmethylamine derivative. The pyridine ring is substituted with an amino group (NH<sub>2</sub>) at the 6-position and a methoxyethyl group (-CH<sub>2</sub>-CH<sub>2</sub>-O-CH<sub>3</sub>) at the 2-position. The nitrogen at the 1-position is substituted with a propyl chain, which is further substituted with a sulfonamide group (-NH-SO<sub>2</sub>-C<sub>6</sub>H<sub>4</sub>-F) at the 4-position.</p>	472.1
122	 <p>Chemical structure of Example 122: A 6-aminopyridin-2-ylmethylamine derivative. The pyridine ring is substituted with an amino group (NH<sub>2</sub>) at the 6-position and a methoxyethyl group (-CH<sub>2</sub>-CH<sub>2</sub>-O-CH<sub>3</sub>) at the 2-position. The nitrogen at the 1-position is substituted with a propyl chain, which is further substituted with a sulfonamide group (-NH-SO<sub>2</sub>-C<sub>6</sub>H<sub>4</sub>-F) at the 3-position.</p>	472.1
123	 <p>Chemical structure of Example 123: A 6-aminopyridin-2-ylmethylamine derivative. The pyridine ring is substituted with an amino group (NH<sub>2</sub>) at the 6-position and a methoxyethyl group (-CH<sub>2</sub>-CH<sub>2</sub>-O-CH<sub>3</sub>) at the 2-position. The nitrogen at the 1-position is substituted with a propyl chain, which is further substituted with a sulfonamide group (-NH-SO<sub>2</sub>-C<sub>4</sub>H<sub>3</sub>(CH<sub>3</sub>)<sub>2</sub>-N-O) at the 2-position.</p>	473.1
124	 <p>Chemical structure of Example 124: A 6-aminopyridin-2-ylmethylamine derivative. The pyridine ring is substituted with an amino group (NH<sub>2</sub>) at the 6-position and a methoxyethyl group (-CH<sub>2</sub>-CH<sub>2</sub>-O-CH<sub>3</sub>) at the 2-position. The nitrogen at the 1-position is substituted with a propyl chain, which is further substituted with a sulfonamide group (-NH-SO<sub>2</sub>-C<sub>6</sub>H<sub>3</sub>(O-CH<sub>3</sub>)) at the 3-position.</p>	484.1

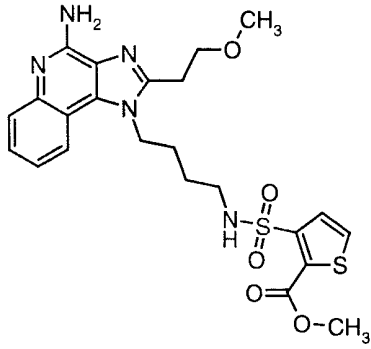
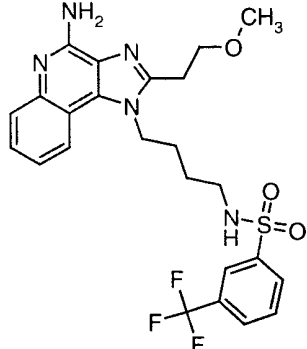
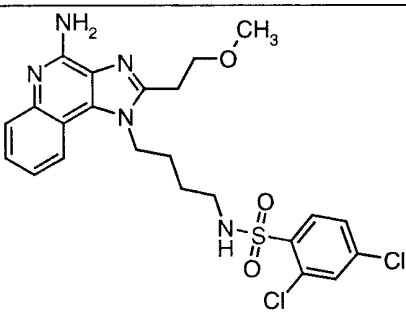
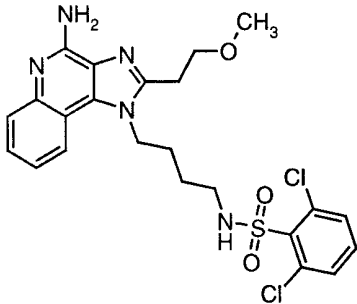
Example #	Structure of the Free Base	APCI-MS m/e
125		484.1
126		488.1
127		488.1
128		488.0

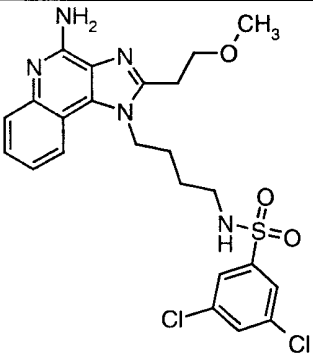
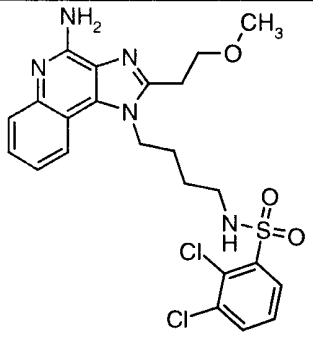
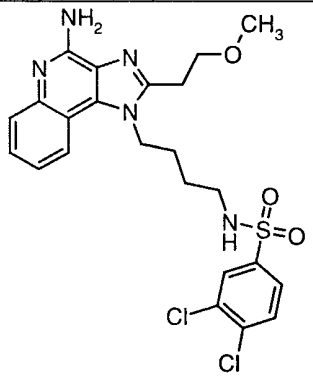
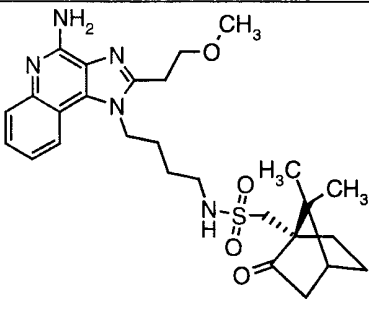
Example #	Structure of the Free Base	APCI-MS m/e
129	 <p>Chemical structure of Example 129: A 6-aminopyridin-2-ylmethylamine derivative. The pyridine ring has an amino group (NH<sub>2</sub>) at the 6-position and is attached to a methylene group (-CH<sub>2</sub>-) which is further attached to a nitrogen atom. This nitrogen atom is also bonded to a methoxyethyl group (-CH<sub>2</sub>-CH<sub>2</sub>-O-CH<sub>3</sub>) and a propyl chain (-CH<sub>2</sub>-CH<sub>2</sub>-CH<sub>2</sub>-). The propyl chain is attached to a nitrogen atom that is part of a sulfonamide group (-NH-SO<sub>2</sub>-) bonded to a 4,6-difluorophenyl ring.</p>	490.1
130	 <p>Chemical structure of Example 130: A 6-aminopyridin-2-ylmethylamine derivative. The pyridine ring has an amino group (NH<sub>2</sub>) at the 6-position and is attached to a methylene group (-CH<sub>2</sub>-) which is further attached to a nitrogen atom. This nitrogen atom is also bonded to a methoxyethyl group (-CH<sub>2</sub>-CH<sub>2</sub>-O-CH<sub>3</sub>) and a propyl chain (-CH<sub>2</sub>-CH<sub>2</sub>-CH<sub>2</sub>-). The propyl chain is attached to a nitrogen atom that is part of a sulfonamide group (-NH-SO<sub>2</sub>-) bonded to a 2,6-difluorophenyl ring.</p>	490.1
131	 <p>Chemical structure of Example 131: A 6-aminopyridin-2-ylmethylamine derivative. The pyridine ring has an amino group (NH<sub>2</sub>) at the 6-position and is attached to a methylene group (-CH<sub>2</sub>-) which is further attached to a nitrogen atom. This nitrogen atom is also bonded to a methoxyethyl group (-CH<sub>2</sub>-CH<sub>2</sub>-O-CH<sub>3</sub>) and a propyl chain (-CH<sub>2</sub>-CH<sub>2</sub>-CH<sub>2</sub>-). The propyl chain is attached to a nitrogen atom that is part of a sulfonamide group (-NH-SO<sub>2</sub>-) bonded to a 4-chlorothiophen-2-yl ring.</p>	494.0
132	 <p>Chemical structure of Example 132: A 6-aminopyridin-2-ylmethylamine derivative. The pyridine ring has an amino group (NH<sub>2</sub>) at the 6-position and is attached to a methylene group (-CH<sub>2</sub>-) which is further attached to a nitrogen atom. This nitrogen atom is also bonded to a methoxyethyl group (-CH<sub>2</sub>-CH<sub>2</sub>-O-CH<sub>3</sub>) and a propyl chain (-CH<sub>2</sub>-CH<sub>2</sub>-CH<sub>2</sub>-). The propyl chain is attached to a nitrogen atom that is part of a sulfonamide group (-NH-SO<sub>2</sub>-) bonded to a 4-isopropylphenyl ring.</p>	496.2

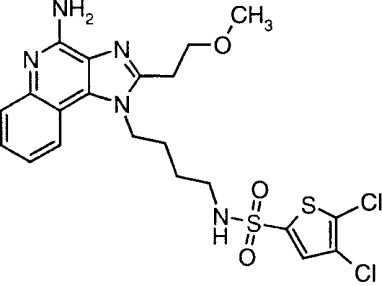
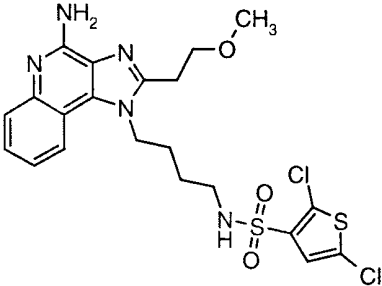
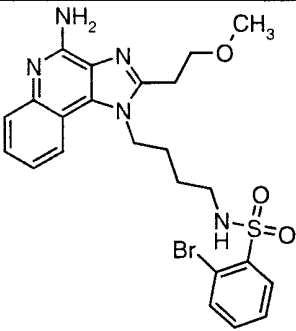
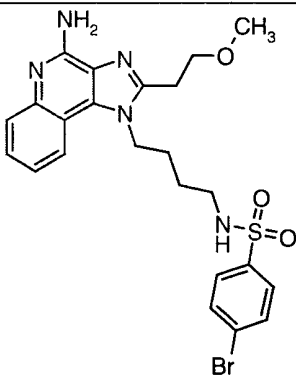
Example #	Structure of the Free Base	APCI-MS m/e
133		496.1
134		496.2
135		499.1
136		499.1

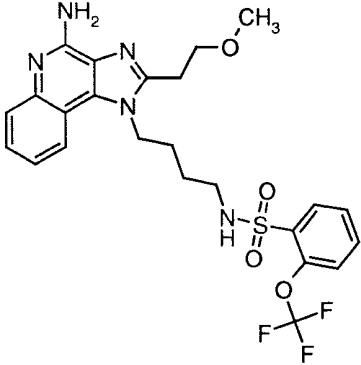
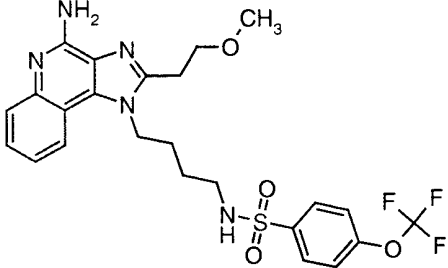
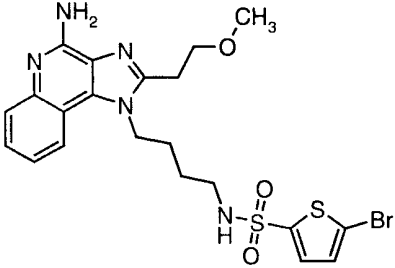
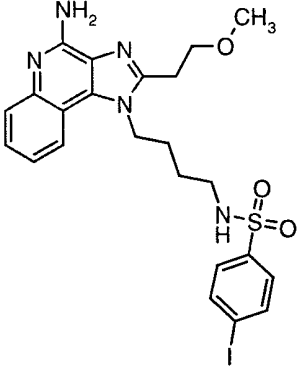


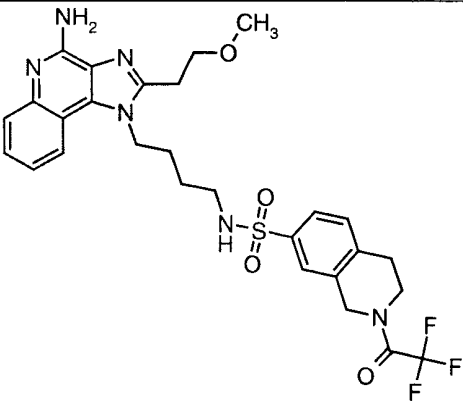
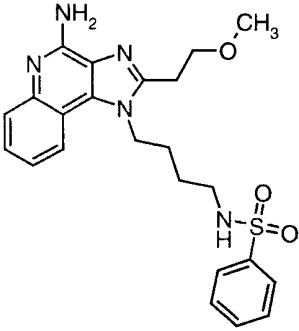
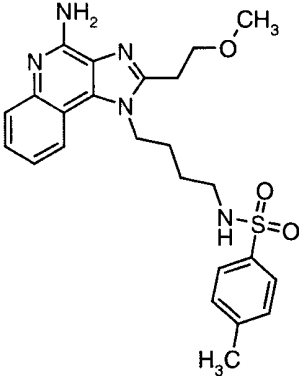
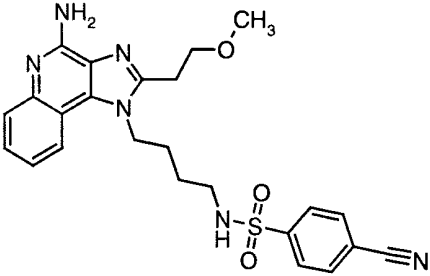
Example #	Structure of the Free Base	APCI-MS m/e
137	 <chem>CN1=NC2=CC=CC=C2N1C(COC)C(CCCCNS(=O)(=O)c3cc(F)c(F)c(F)c3)C</chem>	508.1
138	 <chem>CN1=NC2=CC=CC=C2N1C(COC)C(CCCCNS(=O)(=O)Cc3ccccc3[N+](=O)[O-])C</chem>	513.1
139	 <chem>CN1=NC2=CC=CC=C2N1C(COC)C(CCCCNS(=O)(=O)c3cc(OC)c(OC)c3)C</chem>	514.1
140	 <chem>CN1=NC2=CC=CC=C2N1C(COC)C(CCCCNS(=O)(=O)c3cc(OC)c(OC)c3)C</chem>	514.1

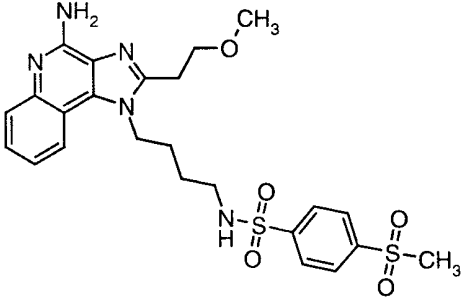
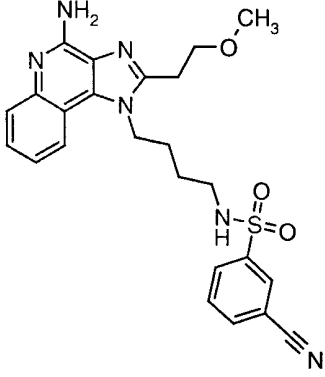
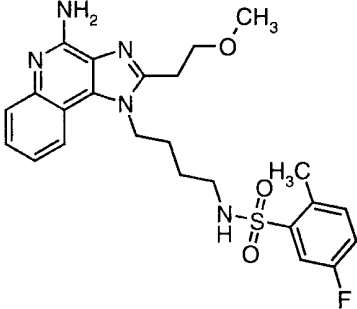
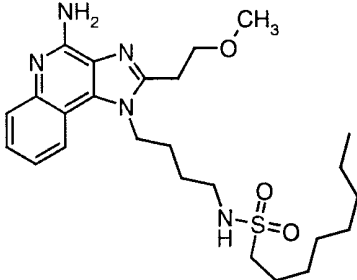
Example #	Structure of the Free Base	APCI-MS m/e
141		518.0
142		522.1
143		522.0, 524.0
144		522.0, 524.0

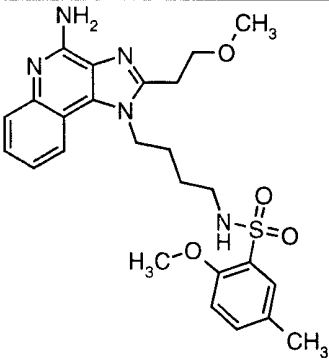
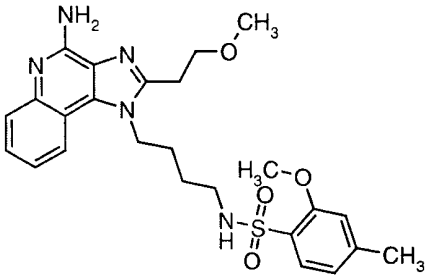
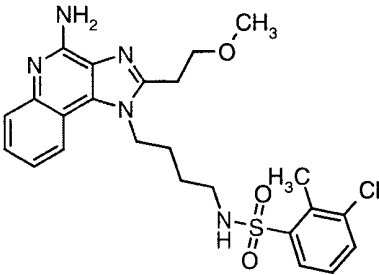
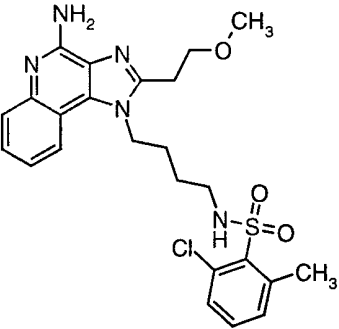
Example #	Structure of the Free Base	APCI-MS m/e
145		522.0, 524.0
146		522.0, 524.0
147		522.0, 524.0
148		528.2

Example #	Structure of the Free Base	APCI-MS m/e
149		528.0, 530.0
150		528.0, 530.0
151		532, 534.0
152		532, 534.0

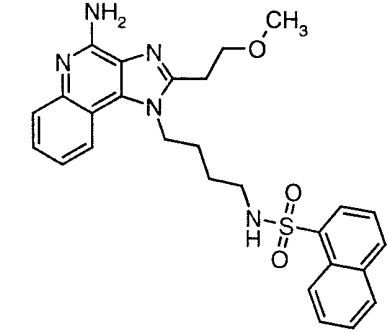
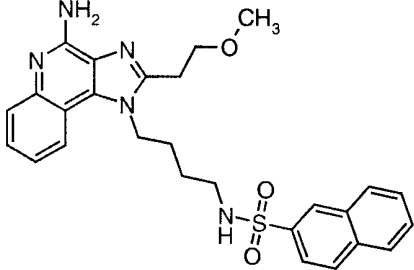
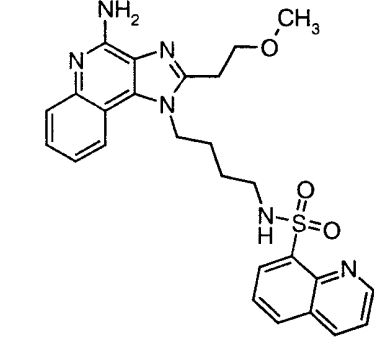
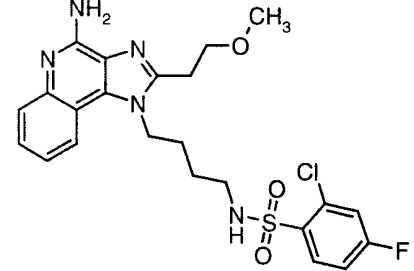
Example #	Structure of the Free Base	APCI-MS m/e
153	 <p>Chemical structure of Example 153: A 6-aminopyridin-2-ylmethylamine derivative. The pyridine ring has an amino group (NH<sub>2</sub>) at the 6-position and a methylamino group (-NHCH<sub>2</sub>CH<sub>2</sub>OMe) at the 2-position. The nitrogen at the 1-position is substituted with a propyl chain, which is further substituted with a sulfonamide group (-NH-SO<sub>2</sub>-C<sub>6</sub>H<sub>4</sub>-CF<sub>3</sub>).</p>	538.1
154	 <p>Chemical structure of Example 154: A 6-aminopyridin-2-ylmethylamine derivative. The pyridine ring has an amino group (NH<sub>2</sub>) at the 6-position and a methylamino group (-NHCH<sub>2</sub>CH<sub>2</sub>OMe) at the 2-position. The nitrogen at the 1-position is substituted with a propyl chain, which is further substituted with a sulfonamide group (-NH-SO<sub>2</sub>-C<sub>6</sub>H<sub>4</sub>-OCF<sub>3</sub>).</p>	538.1
155	 <p>Chemical structure of Example 155: A 6-aminopyridin-2-ylmethylamine derivative. The pyridine ring has an amino group (NH<sub>2</sub>) at the 6-position and a methylamino group (-NHCH<sub>2</sub>CH<sub>2</sub>OMe) at the 2-position. The nitrogen at the 1-position is substituted with a propyl chain, which is further substituted with a sulfonamide group (-NH-SO<sub>2</sub>-2-thiophenyl-Br).</p>	538, 540.0
156	 <p>Chemical structure of Example 156: A 6-aminopyridin-2-ylmethylamine derivative. The pyridine ring has an amino group (NH<sub>2</sub>) at the 6-position and a methylamino group (-NHCH<sub>2</sub>CH<sub>2</sub>OMe) at the 2-position. The nitrogen at the 1-position is substituted with a propyl chain, which is further substituted with a sulfonamide group (-NH-SO<sub>2</sub>-4-iodophenyl).</p>	580.0

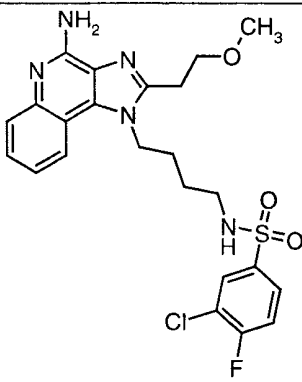
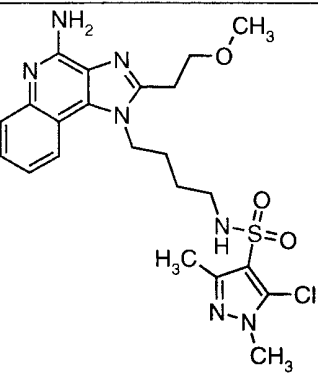
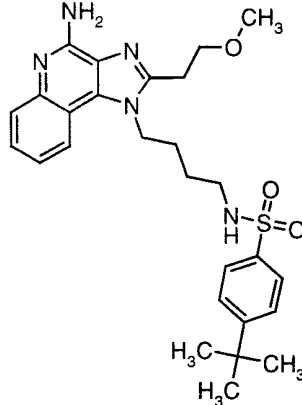
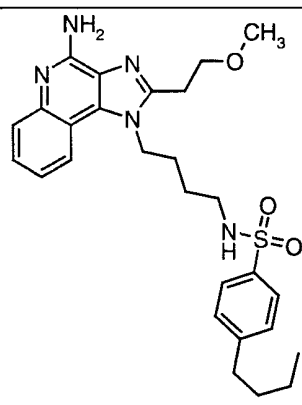
Example #	Structure of the Free Base	APCI-MS m/e
157	 <chem>CN1=CC=C2N(C1)C(CN)C2CCOC</chem> <chem>OS(=O)(=O)c1ccc(cc1)CN2CCCC2C(=O)C(F)(F)F</chem>	605.1
158	 <chem>CN1=CC=C2N(C1)C(CN)C2CCOC</chem> <chem>OS(=O)(=O)c1ccccc1</chem>	454.2
159	 <chem>CN1=CC=C2N(C1)C(CN)C2CCOC</chem> <chem>OS(=O)(=O)c1ccc(C)cc1</chem>	468.2
160	 <chem>CN1=CC=C2N(C1)C(CN)C2CCOC</chem> <chem>OS(=O)(=O)c1ccc(C#N)cc1</chem>	479.2

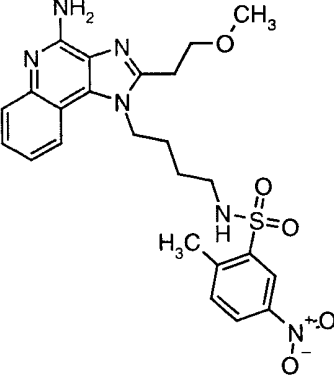
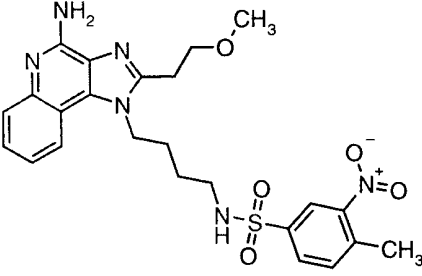
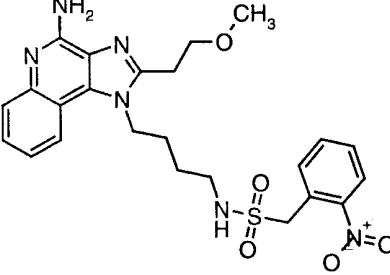
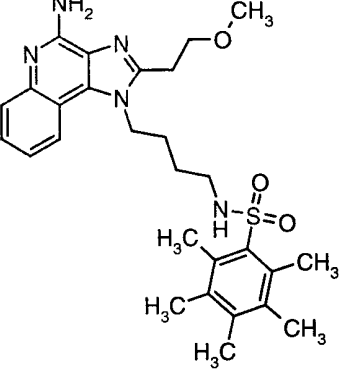
Example #	Structure of the Free Base	APCI-MS m/e
161	 <chem>CN1C=NC2=C(N1)C=CC=C2C(=N1)COC1=CC=C(C=C1)NS(=O)(=O)C4=CC=C(S(=O)(=O)C)C=C4</chem>	532.2
162	 <chem>CN1C=NC2=C(N1)C=CC=C2C(=N1)COC1=CC=C(C=C1)NS(=O)(=O)C4=CC=C(C#N)C=C4</chem>	479.1
163	 <chem>CN1C=NC2=C(N1)C=CC=C2C(=N1)COC1=CC=C(C=C1)NS(=O)(=O)C4=CC=C(C=C4)C(F)=C(C)C</chem>	486.1
164	 <chem>CN1C=NC2=C(N1)C=CC=C2C(=N1)COC1=CC=C(C=C1)NS(=O)(=O)CCCCCCCC</chem>	490.2

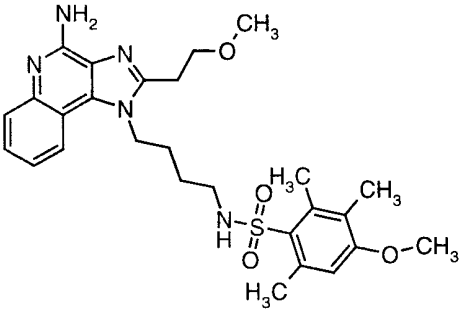
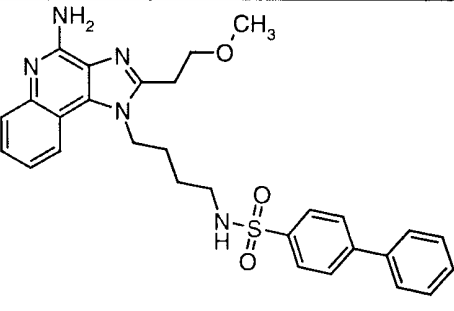
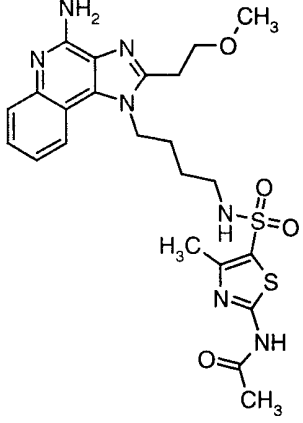
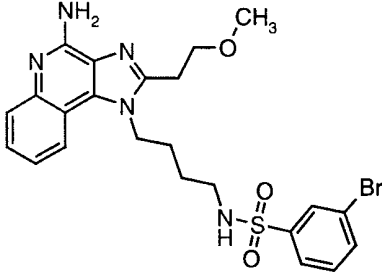
Example #	Structure of the Free Base	APCI-MS m/e
165		498.1
166		498.1
167		502.1
168		502.1

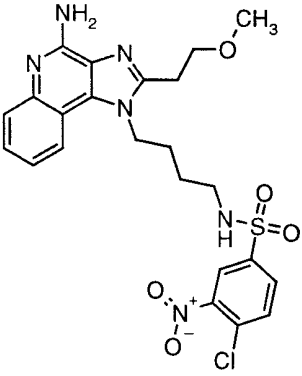
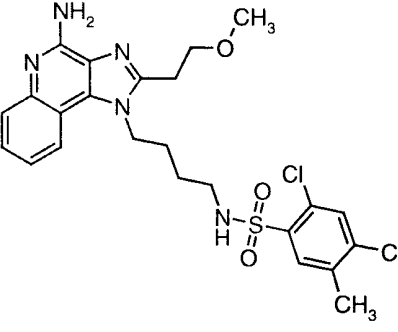
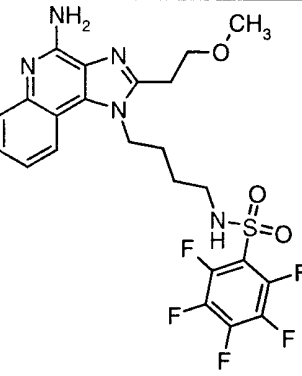
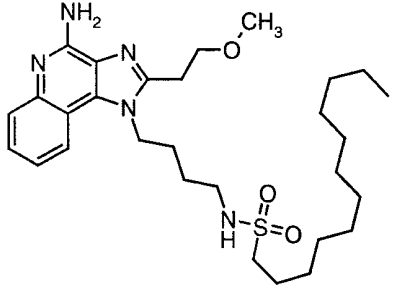


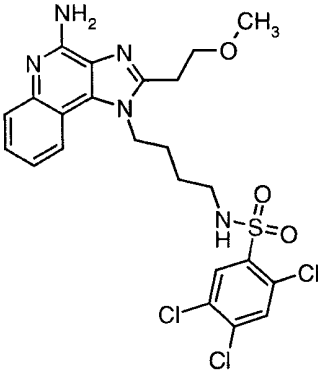
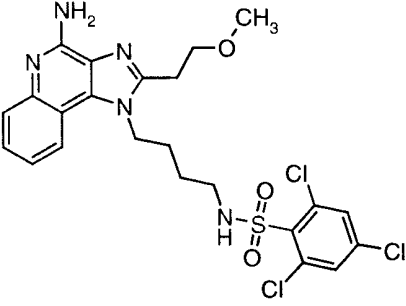
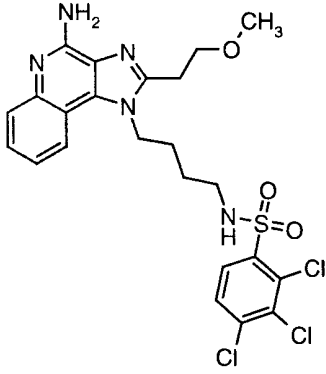
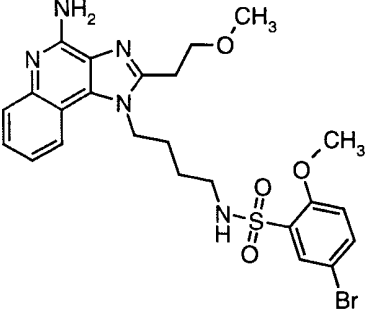
Example #	Structure of the Free Base	APCI-MS m/e
169		504.2
170		504.1
171		505.2
172		506.1

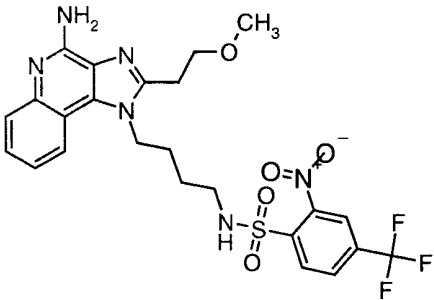
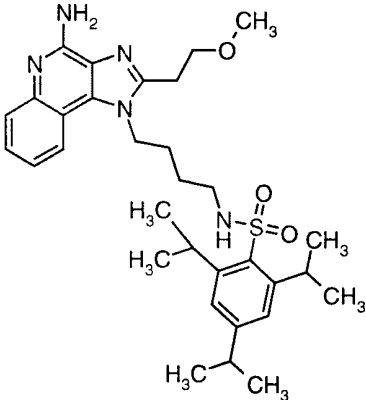
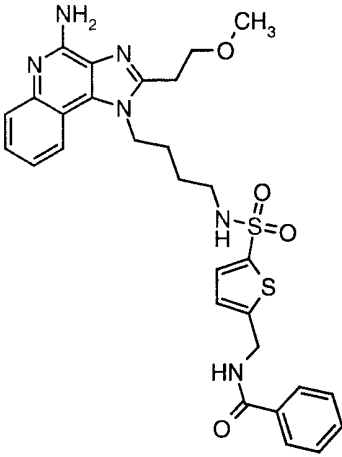
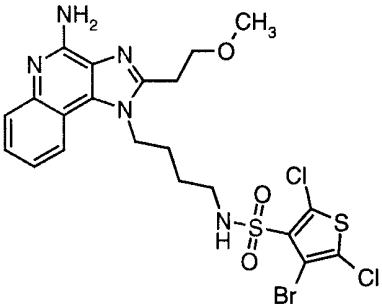
Example #	Structure of the Free Base	APCI-MS m/e
173		506.2
174		506.2
175		510.3
176		510.2

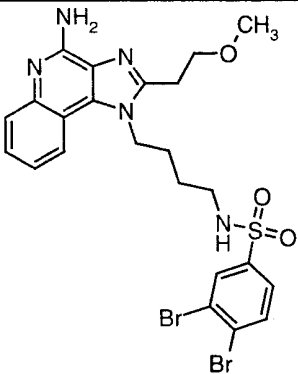
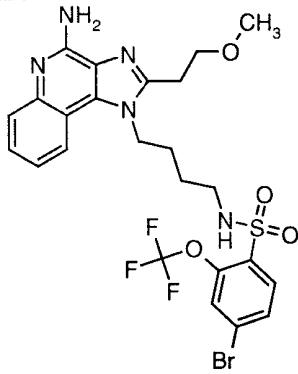
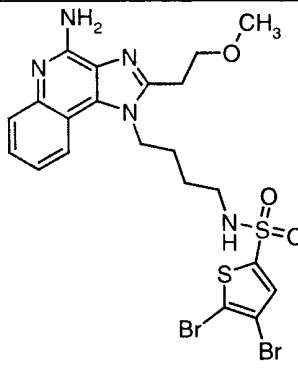
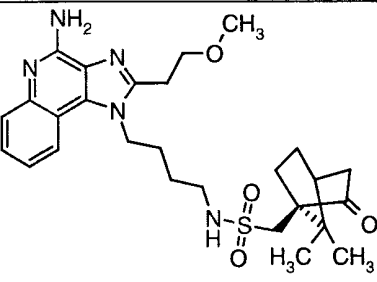
Example #	Structure of the Free Base	APCI-MS m/e
177		513.2
178		513.2
179		513.2
180		524.2

Example #	Structure of the Free Base	APCI-MS m/e
181		526.2
182		530.2
183		532.2
184		534.1

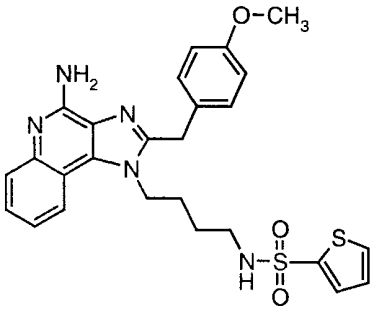
Example #	Structure of the Free Base	APCI-MS m/e
185	 <p>Chemical structure of Example 185: A 6-aminopyridin-2-ylmethylamine derivative. The pyridine ring has an amino group (NH<sub>2</sub>) at the 6-position and is connected via a methylene group to the nitrogen of a methylamino group (-NHCH<sub>2</sub>CH<sub>2</sub>OMe). The nitrogen of the pyridine ring is also connected via a propyl chain to the nitrogen of a sulfonamide group (-NH-SO<sub>2</sub>-Ar). The aromatic ring (Ar) is a benzene ring with a chlorine atom at the 4-position and a nitro group (-NO<sub>2</sub>) at the 3-position.</p>	533.1
186	 <p>Chemical structure of Example 186: A 6-aminopyridin-2-ylmethylamine derivative. The pyridine ring has an amino group (NH<sub>2</sub>) at the 6-position and is connected via a methylene group to the nitrogen of a methylamino group (-NHCH<sub>2</sub>CH<sub>2</sub>OMe). The nitrogen of the pyridine ring is also connected via a propyl chain to the nitrogen of a sulfonamide group (-NH-SO<sub>2</sub>-Ar). The aromatic ring (Ar) is a benzene ring with chlorine atoms at the 2 and 4 positions and a methyl group (-CH<sub>3</sub>) at the 5 position.</p>	536.1, 538.1
187	 <p>Chemical structure of Example 187: A 6-aminopyridin-2-ylmethylamine derivative. The pyridine ring has an amino group (NH<sub>2</sub>) at the 6-position and is connected via a methylene group to the nitrogen of a methylamino group (-NHCH<sub>2</sub>CH<sub>2</sub>OMe). The nitrogen of the pyridine ring is also connected via a propyl chain to the nitrogen of a sulfonamide group (-NH-SO<sub>2</sub>-Ar). The aromatic ring (Ar) is a benzene ring with five fluorine atoms (-F) at the 2, 3, 4, 5, and 6 positions.</p>	544.1
188	 <p>Chemical structure of Example 188: A 6-aminopyridin-2-ylmethylamine derivative. The pyridine ring has an amino group (NH<sub>2</sub>) at the 6-position and is connected via a methylene group to the nitrogen of a methylamino group (-NHCH<sub>2</sub>CH<sub>2</sub>OMe). The nitrogen of the pyridine ring is also connected via a propyl chain to the nitrogen of a sulfonamide group (-NH-SO<sub>2</sub>-Ar). The aromatic ring (Ar) is a heptyl chain (-C<sub>7</sub>H<sub>15</sub>).</p>	546.3

Example #	Structure of the Free Base	APCI-MS m/e
189		556, 558.1
190		556, 558.1
191		556, 558.1
192		562, 564.1

Example #	Structure of the Free Base	APCI-MS m/e
193	 <p>Chemical structure of Example 193: A 6-aminopyridin-2-ylmethylamine derivative. The pyridine ring has an amino group (NH<sub>2</sub>) at the 6-position. The nitrogen of the pyridine ring is substituted with a 2-methoxyethyl group (-CH<sub>2</sub>CH<sub>2</sub>OCH<sub>3</sub>) and a 4-(trifluoromethyl)phenylsulfonamide group (-CH<sub>2</sub>CH<sub>2</sub>CH<sub>2</sub>CH<sub>2</sub>NH-SO<sub>2</sub>-C<sub>6</sub>H<sub>4</sub>-CF<sub>3</sub>).</p>	567.2
194	 <p>Chemical structure of Example 194: A 6-aminopyridin-2-ylmethylamine derivative. The pyridine ring has an amino group (NH<sub>2</sub>) at the 6-position. The nitrogen of the pyridine ring is substituted with a 2-methoxyethyl group (-CH<sub>2</sub>CH<sub>2</sub>OCH<sub>3</sub>) and a 2,4,6-trimethylphenylsulfonamide group (-CH<sub>2</sub>CH<sub>2</sub>CH<sub>2</sub>CH<sub>2</sub>NH-SO<sub>2</sub>-C<sub>6</sub>H<sub>2</sub>(CH<sub>3</sub>)<sub>3</sub>).</p>	580.3
195	 <p>Chemical structure of Example 195: A 6-aminopyridin-2-ylmethylamine derivative. The pyridine ring has an amino group (NH<sub>2</sub>) at the 6-position. The nitrogen of the pyridine ring is substituted with a 2-methoxyethyl group (-CH<sub>2</sub>CH<sub>2</sub>OCH<sub>3</sub>) and a 4-(benzamide)thiophenylsulfonamide group (-CH<sub>2</sub>CH<sub>2</sub>CH<sub>2</sub>CH<sub>2</sub>NH-SO<sub>2</sub>-C<sub>4</sub>H<sub>3</sub>(S)-CH<sub>2</sub>-NH-CO-C<sub>6</sub>H<sub>5</sub>).</p>	593.2
196	 <p>Chemical structure of Example 196: A 6-aminopyridin-2-ylmethylamine derivative. The pyridine ring has an amino group (NH<sub>2</sub>) at the 6-position. The nitrogen of the pyridine ring is substituted with a 2-methoxyethyl group (-CH<sub>2</sub>CH<sub>2</sub>OCH<sub>3</sub>) and a 2,4-dichloro-5-bromothiophenylsulfonamide group (-CH<sub>2</sub>CH<sub>2</sub>CH<sub>2</sub>CH<sub>2</sub>NH-SO<sub>2</sub>-C<sub>4</sub>H<sub>2</sub>(S)(Cl)<sub>2</sub>(Br)).</p>	606.0, 608.0, 609.9

Example #	Structure of the Free Base	APCI-MS m/e
197	 <p>Chemical structure of Example 197: A 6-aminopyridin-2-ylmethylamine derivative. The pyridine ring has an amino group (NH<sub>2</sub>) at the 6-position and is connected via a methylene group to a nitrogen atom. This nitrogen atom is also bonded to a methoxyethyl group (-CH<sub>2</sub>-CH<sub>2</sub>-O-CH<sub>3</sub>) and a propyl chain. The propyl chain is attached to a nitrogen atom that is part of a sulfonamide group (-NH-SO<sub>2</sub>-) bonded to a 3,5-dibromophenyl ring.</p>	610.0, 612.0, 614.0
198	 <p>Chemical structure of Example 198: A 6-aminopyridin-2-ylmethylamine derivative. The pyridine ring has an amino group (NH<sub>2</sub>) at the 6-position and is connected via a methylene group to a nitrogen atom. This nitrogen atom is also bonded to a methoxyethyl group (-CH<sub>2</sub>-CH<sub>2</sub>-O-CH<sub>3</sub>) and a propyl chain. The propyl chain is attached to a nitrogen atom that is part of a sulfonamide group (-NH-SO<sub>2</sub>-) bonded to a 3-bromo-4-(trifluoromethoxy)phenyl ring.</p>	616, 618.1
199	 <p>Chemical structure of Example 199: A 6-aminopyridin-2-ylmethylamine derivative. The pyridine ring has an amino group (NH<sub>2</sub>) at the 6-position and is connected via a methylene group to a nitrogen atom. This nitrogen atom is also bonded to a methoxyethyl group (-CH<sub>2</sub>-CH<sub>2</sub>-O-CH<sub>3</sub>) and a propyl chain. The propyl chain is attached to a nitrogen atom that is part of a sulfonamide group (-NH-SO<sub>2</sub>-) bonded to a 2,5-dibromothiophene ring.</p>	616.0, 617.9, 620.0
200	 <p>Chemical structure of Example 200: A 6-aminopyridin-2-ylmethylamine derivative. The pyridine ring has an amino group (NH<sub>2</sub>) at the 6-position and is connected via a methylene group to a nitrogen atom. This nitrogen atom is also bonded to a methoxyethyl group (-CH<sub>2</sub>-CH<sub>2</sub>-O-CH<sub>3</sub>) and a propyl chain. The propyl chain is attached to a nitrogen atom that is part of a sulfonamide group (-NH-SO<sub>2</sub>-) bonded to a 1-(adamantan-1-yl)ethanone group.</p>	528.3



Example #	Structure of the Free Base	APCI-MS m/e
201		522.2

## Examples 202 - 213

The examples in the table below were prepared according to the synthetic method of Reaction Scheme VI above.

5 Part A

The tetrahydroquinoline amine starting materials were prepared as follows.

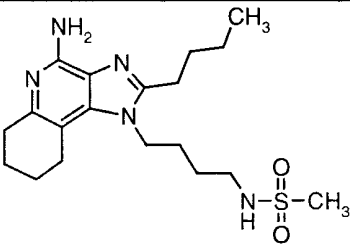
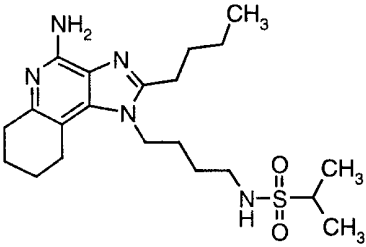
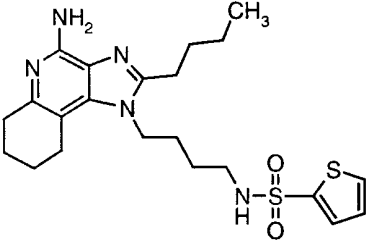
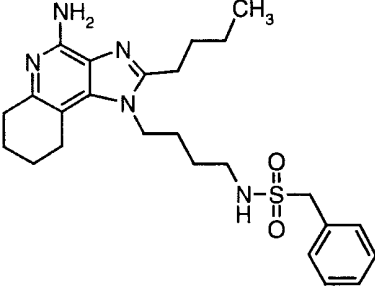
A catalytic amount of platinum (IV) oxide was added to a solution of 1-(4-aminobutyl)-2-butyl-1*H*-imidazo[4,5-*c*]quinolin-4-amine (2.2 g, 7.06 mmol) in trifluoroacetic acid (200 mL). The reaction mixture was hydrogenated at 50 psi (3.44 X 10<sup>5</sup> Pa) on a Parr apparatus for 6 days.. The reaction mixture was filtered to remove the catalyst and the filtrate was concentrated under vacuum. The residue was combined with 1 N hydrochloric acid (100 mL) and heated on a steam bath for 2 hours. The mixture was cooled, made basic with ammonium hydroxide and then extracted with dichloromethane. The extract was concentrated under vacuum to provide of 1-(4-aminobutyl)-2-butyl-6,7,8,9-tetrahydro -1*H*-imidazo[4,5-*c*]quinolin-4-amine as a solid, m.p. 63-67°C

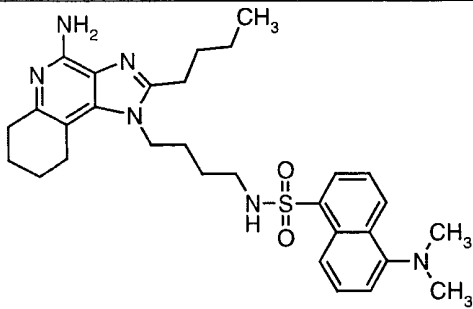
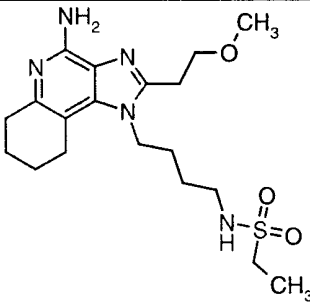
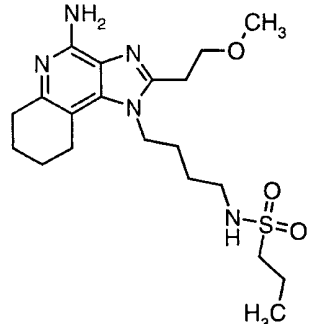
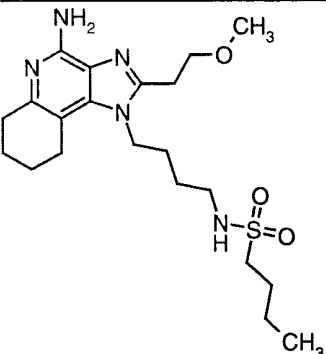
A catalytic amount of platinum (IV) oxide was added to a solution of 1-(4-aminobutyl)-2-methoxyethyl-1*H*-imidazo[4,5-*c*]quinolin-4-amine (7.7 g, 24.5 mmol) in trifluoroacetic acid (250 mL). The reaction mixture was hydrogenated at 50 psi (3.44 X 10<sup>5</sup> Pa) on a Parr apparatus. The progress of the reaction was monitored by LC/MS. Additional catalyst was added 7, 11, and 17 days after the start of the reaction. After 25 days the reaction was complete. The reaction mixture was filtered through a layer of Celite® filter aid to remove the catalyst and the filtrate was concentrated under vacuum. The residue was combined with 1 N hydrochloric acid (100 mL) and stirred overnight. The mixture was made basic (pH = 11) with ammonium hydroxide and then extracted with dichloromethane (3 X 300 mL). The extracts were combined and concentrated under

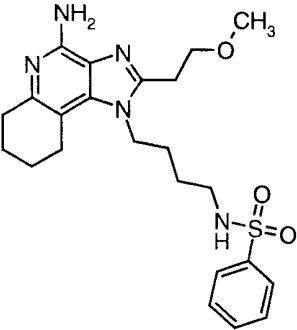
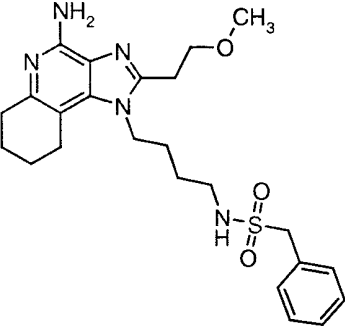
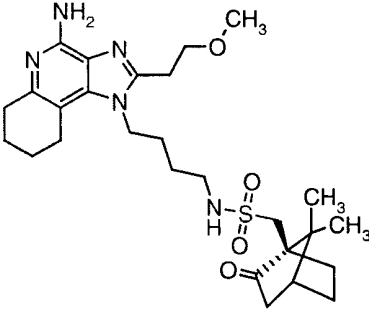
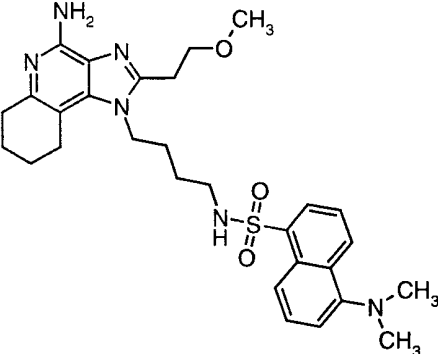
vacuum to provide 3.5 g of 1-(4-aminobutyl)-6,7,8,9-tetrahydro-2-methoxyethyl-1*H*-imidazo[4,5-*c*]quinolin-4-amine as a solid.

### Part B

5 The tetrahydroimidazoquinoline amines from Part A were reacted with the appropriate sulfonyl chloride using the method of Examples 73 - 201 above to provide the desired sulfonamide.

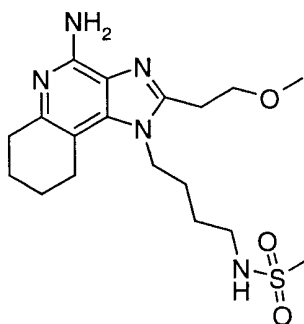
Example #	Structure of the Free Base	APCI-MS m/e
202		394.20
203		422.1
204		462.1
205		470.1

Example #	Structure of the Free Base	APCI-MS m/e
206		549.2
207		410.2
208		424.2
209		438.2

Example #	Structure of the Free Base	APCI-MS m/e
210		458.1
211		472.2
212		532.2
213		551.2

## Example 214

N-[4-(4-Amino-6,7,8,9-tetrahydro-2-(2-methoxyethyl)-  
1*H*-imidazo[4,5-*c*]quinolin-1-yl)butyl]methanesulfonamide Trifluoroacetat

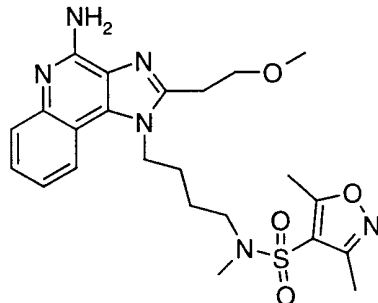


5

This compound was prepared using the method of Examples 202 - 213 above except that methanesulfonic anhydride was used in place of the sulfonyl chloride.

## Example 215

10 N-[4-(4-Amino-2-(2-methoxyethyl)-1*H*-imidazo[4,5-*c*]quinolin-1-yl)butyl]-*N*-methyl-3,5-dimethylisooxazolo-4-sulfonamide Trifluoroacetate

Part A

15 Using the general method of Example DC001, 1-(4-(2-(2-methoxyethyl)-1*H*-imidazo[4,5-*c*]quinolin-4-amine)butyl)-*N*-methyl-3,5-dimethylisooxazolo-4-sulfonamide trifluoroacetate was reacted with 3,5-dimethylisooxazole-4-sulfonyl chloride to provide N-[4-(4-amino-2-(2-methoxyethyl)-1*H*-imidazo[4,5-*c*]quinolin-1-yl)butyl]-*N*-methyl-3,5-dimethylisooxazolo-4-sulfonamide trifluoroacetate.

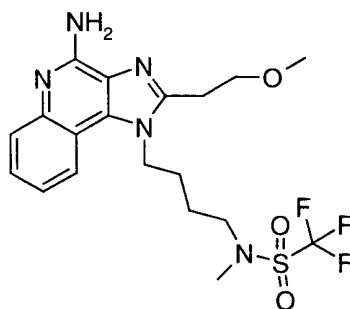
Part B

20 Sodium hydride (5.8 mg) was added to a solution of the material from Part A (25.4 mg) in dimethylformamide. Iodomethane (3.2  $\mu$ L) was added and the reaction mixture was shaken at ambient temperature for 2 hours. The reaction mixture was analyzed by LC/MS to confirm the formation of the desired product. The solvent was removed and the

residue was purified by semi-preparative HPLC (Capcell Pak C18 column, 35 mm x 20 mm, 5 micron particle size, 20 mL/min., gradient elution from 5-95% B in 10 min., hold at 95% B for 2 min., where A=0.1 % trifluoroacetic acid/water and B=0.1 % trifluoroacetic acid/acetonitrile, peak detection at 254 nm for triggering fraction collection). The semi-prep HPLC fractions were analyzed by LC-APCI/MS and the appropriate fractions were combined and lyophilized. The lyophilized material was purified a second time by semi-preparative HPLC using the same conditions except that the gradient elution from 5-95% B was run for 60 minutes instead of 10 minutes. The semi-prep HPLC fractions were analyzed by LC-APCI/MS and the appropriate fractions were combined and lyophilized to provide the trifluoroacetate salt of the desired amide.

## Example 216

N-[4-(4-Amino -2-(2-methoxyethyl)-1*H*-imidazo[4,5-*c*]quinolin-1-yl)butyl]-*N*-methyltrifluoromethanesulfonamide Trifluoroacetate



This compound was prepared using the general method of Example 215 above, except that trifluoromethanesulfonic anhydride was used in place of the sulfonyl chloride in Part A.

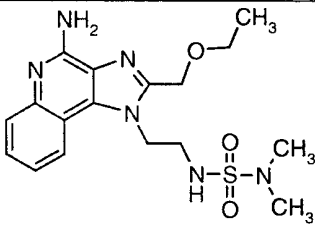
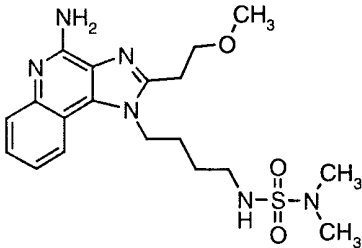
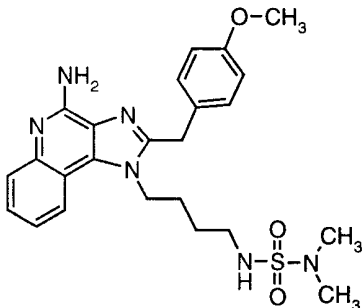
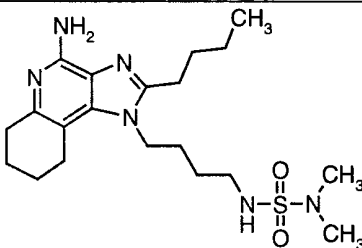
20

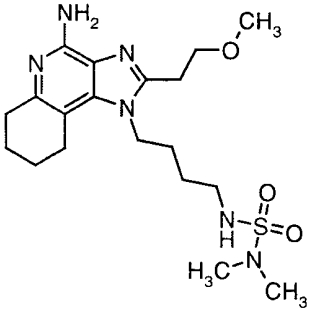
## Examples 217 - 221

The examples in the table below were prepared using the following general method. The 1*H*-imidazo[4,5-*c*]quinolin-4-amine or the 6,7,8,9-tetrahydro-1*H*-imidazo[4,5-*c*]quinolin-4-amine (50 mg) was placed in a 2 dram (7.4 mL) vial. Dichloromethane (2 mL) and diisopropylethylamine (1.2 eq) were added. Dimethylsulfamoyl chloride (1.1 eq) was added. The vial was placed on a shaker for about 2 – 4 hours at ambient temperature. The reaction mixture was analyzed by LC/MS to confirm the formation of the desired

25

product. The solvent was removed and the residue was purified by semi-preparative HPLC (Capcell Pak C18 column, 35 mm x 20 mm, 5 micron particle size, 20 mL/min., gradient elution from 5-95% B in 10 min., hold at 95% B for 2 min., where A=0.1 % trifluoroacetic acid/water and B=0.1 % trifluoroacetic acid/acetonitrile, peak detection at 254 nm for triggering fraction collection). The semi-prep HPLC fractions were analyzed by LC-APCI/MS and the appropriate fractions were combined and lyophilized to provide the trifluoroacetate salt of the desired sulfamide.

Example #	Structure of the Free Base	APCI-MS m/e
217		393.1
218		421.2
219		483.3
220		423.2

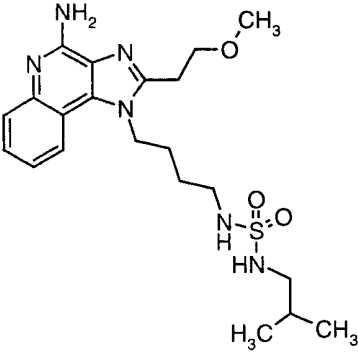
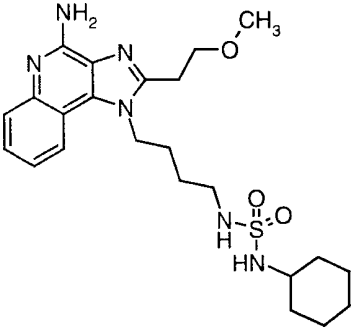
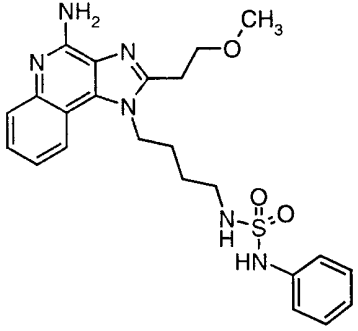
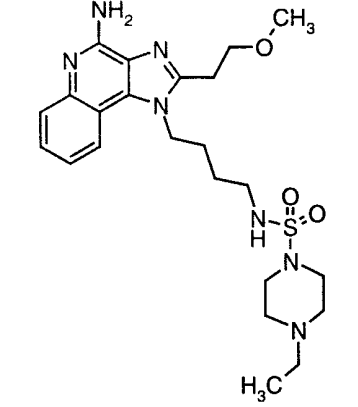
Example #	Structure of the Free Base	APCI-MS m/e
221		425.1

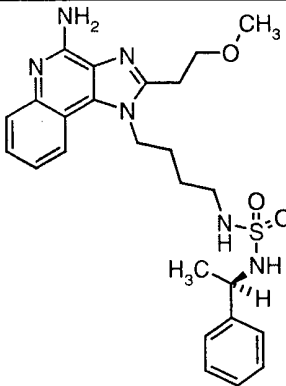
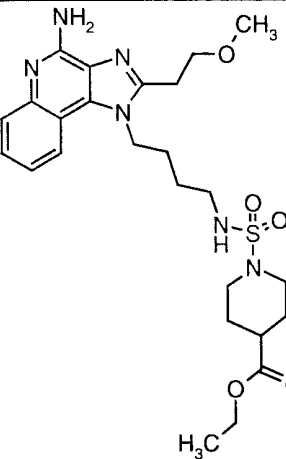
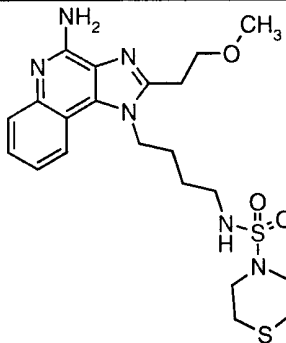
## Examples 222 - 228

The examples in the table below were prepared according to the synthetic method shown in Reaction Scheme V above.

- 5            1-(4-Aminobutyl)-2-(2-methoxyethyl)-1*H*-imidazo[4,5-*c*]quinolin-4-amine (50 mg) was placed in a 2 dram (7.4 mL) vial. 4-(Dimethylamino)pyridine (19 mg, 1.0 eq) and dichloromethane (800  $\mu$ L) were added. The vial was sealed and cooled to  $-78^{\circ}\text{C}$  in a dry ice/acetone bath. Sulfuryl chloride (186  $\mu$ L of 1 M in dichloromethane) was added. The vial was put on a shaker for about 30 minutes and then cooled back down to  $-78^{\circ}\text{C}$ .
- 10          A separate vial was charged with the amine of formula  $\text{R}_4\text{R}_5\text{NH}$  (2.0 eq), triethylamine (2.0 eq) and dichloromethane (1 mL) and cooled to  $-78^{\circ}\text{C}$ . The amine/triethylamine solution was added to the first vial. The vial was placed on a shaker at ambient temperature for about 1 hour. The reaction mixture was analyzed by LC/MS to confirm the formation of the desired product. The solvent was removed and the residue was purified by semi-
- 15          preparative HPLC (Capcell Pak C18 column, 35 mm x 20 mm, 5 micron particle size, 20 mL/min., gradient elution from 5-95% B in 10 min., hold at 95% B for 2 min., where A=0.1 % trifluoroacetic acid/water and B=0.1 % trifluoroacetic acid/acetonitrile, peak detection at 254 nm for triggering fraction collection). The semi-prep HPLC fractions were analyzed by LC-APCI/MS and the appropriate fractions were combined and
- 20          lyophilized to provide the trifluoroacetate salt of the desired sulfamide.



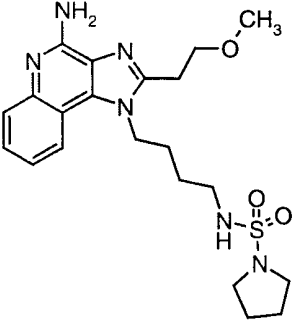
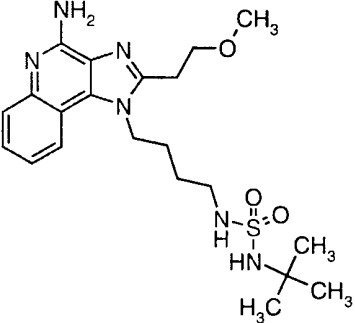
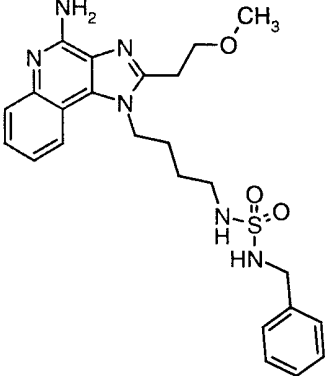
Example #	Structure of the Free Base	APCI-MS m/e
222		449.2
223		475.3
224		469.1
225		490.2

226		497.1
227		533.2
228		479.1

## Examples 229 - 231

The examples in the table below were prepared using the method of Examples 222 – 228 above except that the amine of formula  $R_4R_5NH$  was reacted with the sulfuryl chloride to provide the sulfamoyl chloride intermediate which was then reacted with 2.0

5 1-(4-aminobutyl)-2-(2-methoxyethyl)-1H-imidazo[4,5-c]quinolin-4-amine.

Example #	Structure of the Free Base	APCI-MS m/e
229		447.1
230		449.2
231		483.2

### CYTOKINE INDUCTION IN HUMAN CELLS

An in vitro human blood cell system was used to assess cytokine induction by compounds of the invention. Activity is based on the measurement of interferon and tumor necrosis factor ( $\alpha$ ) (IFN and TNF, respectively) secreted into culture media as described by Testerman et. al. In "Cytokine Induction by the Immunomodulators Imiquimod and S-27609", Journal of Leukocyte Biology, **58**, 365-372 (September, 1995).

### Blood Cell Preparation for Culture

Whole blood is collected by venipuncture into EDTA vacutainer tubes from healthy human donors. Peripheral blood mononuclear cells (PBMCs) are separated from whole blood by density gradient centrifugation using Histopaque®-1077 (Sigma  
5 Chemicals, St. Louis, MO). The PBMCs are suspended at  $3-4 \times 10^6$  cells/mL in RPMI 1640 medium containing 10 % fetal bovine serum, 2 mM L-glutamine and 1% penicillin/streptomycin solution (RPMI complete). The PBMC suspension is added to 48 well flat bottom sterile tissue culture plates (Costar, Cambridge, MA or Becton Dickinson Labware, Lincoln Park, NJ) containing an equal volume of RPMI complete media  
10 containing test compound.

### Compound Preparation

The compounds are solubilized in dimethyl sulfoxide (DMSO). The DMSO concentration should not exceed a final concentration of 1% for addition to the culture  
15 wells.

### Incubation

The solution of test compound is added at 60  $\mu$ M to the first well containing RPMI complete and serial (three fold or ten fold) dilutions are made. The PBMC suspension is  
20 then added to the wells in an equal volume, bringing the test compound concentrations to the desired range. The final concentration of PBMC suspension is  $1.5-2 \times 10^6$  cells/mL. The plates are covered with sterile plastic lids, mixed gently and then incubated for 18 to 24 hours at 37°C in a 5% carbon dioxide atmosphere.

### Separation

Following incubation the plates are centrifuged for 5-10 minutes at 1000 rpm (~200 x g) at 4°C. The cell culture supernatant is removed with a sterile polypropylene pipet and transferred to sterile polypropylene tubes. Samples are maintained at -30 to -  
70°C until analysis. The samples are analyzed for interferon ( $\alpha$ ) and tumor necrosis factor  
30 ( $\alpha$ ) by ELISA

Interferon ( $\alpha$ ) and Tumor Necrosis Factor ( $\alpha$ ) Analysis by ELISA

Interferon ( $\alpha$ ) concentration is determined by ELISA using a Human Multi-Species kit from PBL Biomedical Laboratories, New Brunswick, NJ.

5 Tumor necrosis factor ( $\alpha$ ) (TNF) concentration is determined using ELISA kits available from Genzyme, Cambridge, MA; R&D Systems, Minneapolis, MN; or Pharmingen, San Diego, CA.

10 The table below lists the lowest concentration found to induce interferon and the lowest concentration found to induce tumor necrosis factor for each compound. A “\*\*\*” indicates that no induction was seen at any of the tested concentrations (0.12, 0.37, 1.11, 3.33, 10 and 30  $\mu$ M). A “\*\*\*\*” indicates that no induction was seen at any of the tested concentrations (0.0001, 0.001, 0.01, 0.1, 1 and 10  $\mu$ M).

Cytokine Induction in Human Cells		
Example Number	Lowest Effective Concentration ( $\mu$ M)	
	Interferon	Tumor Necrosis Factor
1	0.12	3.33
2	**	**
3	0.01	**
6	0.00017	1.11
7	0.01	**
9	0.04	**
11	0.01	1.11
13	10	**
17	1.11	3.33
18	3.33	**
19	0.12	3.33
20	0.12	3.33
21	1.11	30
22	0.37	**
23	0.12	10
24	0.12	30

Cytokine Induction in Human Cells		
Example Number	Lowest Effective Concentration ( $\mu\text{M}$ )	
	Interferon	Tumor Necrosis Factor
25	3.33	**
26	10	**
27	1.11	30
28	1.11	30
29	0.37	10
30	1.11	**
31	1.11	**
32	1.11	**
33	1.11	10
34	0.04	0.37
35	1.11	10
36	0.0015	3.33
37	0.01	1.11
38	0.0015	0.37
40	0.0015	3.33
41	0.01	**
42	0.01	**
43	0.04	**
44	0.0015	1.11
45	0.37	**
46	0.37	**
47	0.37	**
48	0.37	10
50	0.12	**
51	0.0015	0.37
52	0.12	10
53	0.01	3.33
54	10	**

Cytokine Induction in Human Cells		
Example Number	Lowest Effective Concentration ( $\mu\text{M}$ )	
	Interferon	Tumor Necrosis Factor
55	3.33	**
56	**	**
57	3.33	**
58	3.33	**
59	3.33	**
60	**	**
61	3.33	**
62	**	**
63	**	**
64	3.33	**
65	3.33	**
66	**	30
67	10	**
68	10	**
69	10	**
70	**	**
71	**	30
72	3.33	**
73	0.001	0.1
74	0.001	0.01
75	***	***
76	***	***
77	0.001	1
78	0.001	0.1
79	0.01	1
80	1	10
81	0.001	1
82	0.001	1

Cytokine Induction in Human Cells		
Example Number	Lowest Effective Concentration ( $\mu\text{M}$ )	
	Interferon	Tumor Necrosis Factor
83	0.001	1
84	1	10
85	1	***
86	0.01	1
87	0.001	1
88	0.01	1
89	0.001	1
90	0.01	1
91	0.01	1
92	0.1	10
93	0.001	0.1
94	0.001	1
95	0.001	1
96	1	***
97	0.1	10
98	1	***
99	0.1	10
100	0.01	10
101	0.01	10
102	0.001	10
103	0.1	10
104	0.01	***
105	1	10
106	1	1
107	1	***
108	0.1	10
109	1	10
110	10	***



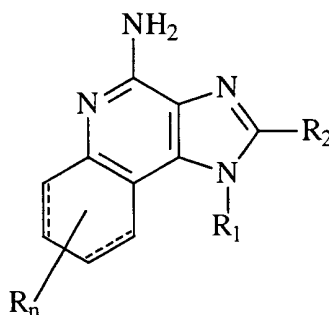
Cytokine Induction in Human Cells		
Example Number	Lowest Effective Concentration ( $\mu\text{M}$ )	
	Interferon	Tumor Necrosis Factor
111	0.001	10
112	0.0001	***
113	0.0001	***
114	0.01	***
116	0.001	1
117	0.0001	1
120	0.0001	1
121	0.0001	10
122	0.0001	1
123	0.0001	10
127	0.0001	10
128	0.0001	1
131	0.0001	1
138	0.0001	10
148	0.0001	1
152	0.0001	10
154	0.001	10
158	0.0001	1
159	0.0001	0.1
160	0.001	1
161	0.01	10
184	0.0001	1
200	0.01	0.1
202	0.0001	1
203	0.0001	1
204	0.0001	1
205	0.0001	1
206	1	***

Cytokine Induction in Human Cells		
Example Number	Lowest Effective Concentration ( $\mu\text{M}$ )	
	Interferon	Tumor Necrosis Factor
207	0.001	1
208	0.0001	1
209	0.0001	0.1
210	0.0001	1
211	0.0001	1
212	0.0001	0.01
213	0.0001	1
214	0.01	10
215	0.01	1
217	1	***
218	0.0001	1
220	0.0001	1
221	0.0001	1
224	0.0001	10
226	0.0001	0.1
227	0.001	***
229	0.0001	0.1
230	0.0001	1
231	0.0001	1

5 The present invention has been described with reference to several embodiments thereof. The foregoing detailed description and examples have been provided for clarity of understanding only, and no unnecessary limitations are to be understood therefrom. It will be apparent to those skilled in the art that many changes can be made to the described embodiments without departing from the spirit and scope of the invention. Thus, the scope of the invention should not be limited to the exact details of the compositions and structures described herein, but rather by the language of the claims that follow.

## WHAT IS CLAIMED IS:

1. A compound of the formula (I):



5

(I)

wherein

10  $R_1$  is -alkyl-NR<sub>3</sub>- SO<sub>2</sub> -X-R<sub>4</sub> or -alkenyl-NR<sub>3</sub>- SO<sub>2</sub> -X-R<sub>4</sub>;

$X$  is a bond or -NR<sub>5</sub>-;

$R_4$  is aryl, heteroaryl, heterocyclyl, alkyl or alkenyl, each of which may be unsubstituted or substituted by one or more substituents selected from the group consisting of:

15

-alkyl;

-alkenyl;

-aryl;

-heteroaryl;

-heterocyclyl;

20

-substituted cycloalkyl;

-substituted aryl;

-substituted heteroaryl;

-substituted heterocyclyl;

-O-alkyl;

25

-O-(alkyl)<sub>0-1</sub>-aryl;-O-(alkyl)<sub>0-1</sub>-substituted aryl;

- O-(alkyl)<sub>0-1</sub>-heteroaryl;  
 -O-(alkyl)<sub>0-1</sub>-substituted heteroaryl;  
 -O-(alkyl)<sub>0-1</sub>-heterocyclyl;  
 -O-(alkyl)<sub>0-1</sub>-substituted heterocyclyl;  
 5 -COOH;  
 -CO-O-alkyl;  
 -CO-alkyl;  
 -S(O)<sub>0-2</sub>-alkyl;  
 -S(O)<sub>0-2</sub>-(alkyl)<sub>0-1</sub>-aryl;  
 10 -S(O)<sub>0-2</sub>-(alkyl)<sub>0-1</sub>-substituted aryl;  
 -S(O)<sub>0-2</sub>-(alkyl)<sub>0-1</sub>-heteroaryl;  
 -S(O)<sub>0-2</sub>-(alkyl)<sub>0-1</sub>-substituted heteroaryl;  
 -S(O)<sub>0-2</sub>-(alkyl)<sub>0-1</sub>-heterocyclyl;  
 -S(O)<sub>0-2</sub>-(alkyl)<sub>0-1</sub>-substituted heterocyclyl;  
 15 -(alkyl)<sub>0-1</sub>-NR<sub>3</sub>R<sub>3</sub>;  
 -(alkyl)<sub>0-1</sub>-NR<sub>3</sub>-CO-O-alkyl;  
 -(alkyl)<sub>0-1</sub>-NR<sub>3</sub>-CO-alkyl;  
 -(alkyl)<sub>0-1</sub>-NR<sub>3</sub>-CO-aryl;  
 -(alkyl)<sub>0-1</sub>-NR<sub>3</sub>-CO-substituted aryl;  
 20 -(alkyl)<sub>0-1</sub>-NR<sub>3</sub>-CO-heteroaryl;  
 -(alkyl)<sub>0-1</sub>-NR<sub>3</sub>-CO-substituted heteroaryl;  
 -N<sub>3</sub>;  
 -halogen;  
 -haloalkyl;  
 25 -haloalkoxy;  
 -CO-haloalkyl;  
 -CO-haloalkoxy;  
 -NO<sub>2</sub>;  
 -CN;  
 30 -OH;  
 -SH; and in the case of alkyl, alkenyl, or heterocyclyl, oxo;

$R_2$  is selected from the group consisting of:

-hydrogen;

-alkyl;

-alkenyl;

5 -aryl;

-substituted aryl;

-heteroaryl;

-substituted heteroaryl;

- alkyl-alkyl;

10 - alkyl-O- alkenyl; and

- alkyl or alkenyl substituted by one or more substituents selected from the

group consisting of:

-OH;

-halogen;

15 -N( $R_3$ )<sub>2</sub>;

-CO-N( $R_3$ )<sub>2</sub>;

-CO-C<sub>1-10</sub> alkyl;

-CO-O-C<sub>1-10</sub> alkyl;

-N<sub>3</sub>;

20 -aryl;

-substituted aryl;

-heteroaryl;

-substituted heteroaryl;

-heterocyclyl;

25 -substituted heterocyclyl;

-CO-aryl;

-CO-(substituted aryl);

-CO-heteroaryl; and

-CO-(substituted heteroaryl);

30 each  $R_3$  is independently selected from the group consisting of hydrogen and C<sub>1-10</sub> alkyl;

$R_5$  is selected from the group consisting of hydrogen and  $C_{1-10}$  alkyl, or  $R_4$  and  $R_5$  can combine to form a 3 to 7 membered heterocyclic or substituted heterocyclic ring;

$n$  is 0 to 4 and each  $R$  present is independently selected from the group consisting of  $C_{1-10}$  alkyl,  $C_{1-10}$  alkoxy, halogen and trifluoromethyl,

5 or a pharmaceutically acceptable salt thereof.

2. A compound of claim 1 wherein X is a bond.

3. A compound of claim 2 wherein  $n$  is 0.

10

4. A compound of claim 2 wherein each  $R_3$  is hydrogen.

5. A compound of claim 2 wherein  $R_1$  is  $-(CH_2)_{2-4}-NR_3-SO_2-R_4$ .

15

6. A compound of claim 2 wherein  $R_4$  is selected from the group consisting of alkyl, aryl and heteroaryl that may be unsubstituted or substituted by one or more substituents selected from the group consisting of:

-alkyl;

-alkenyl;

20

-aryl;

-heteroaryl;

-heterocyclyl;

-substituted aryl;

-substituted heteroaryl;

25

-substituted heterocyclyl;

-O-alkyl;

-O-(alkyl)<sub>0-1</sub>-aryl;

-O-(alkyl)<sub>0-1</sub>-substituted aryl;

-O-(alkyl)<sub>0-1</sub>-heteroaryl;

30

-O-(alkyl)<sub>0-1</sub>-substituted heteroaryl;

-O-(alkyl)<sub>0-1</sub>-heterocyclyl;

-O-(alkyl)<sub>0-1</sub>-substituted heterocyclyl;

- COOH;
- CO-O-alkyl;
- CO-alkyl;
- S(O)<sub>0-2</sub>-alkyl;
- 5 -S(O)<sub>0-2</sub>-(alkyl)<sub>0-1</sub>-aryl;
- S(O)<sub>0-2</sub>-(alkyl)<sub>0-1</sub>-substituted aryl;
- S(O)<sub>0-2</sub>-(alkyl)<sub>0-1</sub>-heteroaryl;
- S(O)<sub>0-2</sub>-(alkyl)<sub>0-1</sub>-substituted heteroaryl;
- S(O)<sub>0-2</sub>-(alkyl)<sub>0-1</sub>-heterocyclyl;
- 10 -S(O)<sub>0-2</sub>-(alkyl)<sub>0-1</sub>-substituted heterocyclyl;
- (alkyl)<sub>0-1</sub>-NR<sub>3</sub>R<sub>3</sub>;
- (alkyl)<sub>0-1</sub>-NR<sub>3</sub>-CO-O-alkyl;
- (alkyl)<sub>0-1</sub>-NR<sub>3</sub>-CO-alkyl;
- (alkyl)<sub>0-1</sub>-NR<sub>3</sub>-CO-aryl;
- 15 -(alkyl)<sub>0-1</sub>-NR<sub>3</sub>-CO-substituted aryl;
- (alkyl)<sub>0-1</sub>-NR<sub>3</sub>-CO-heteroaryl;
- (alkyl)<sub>0-1</sub>-NR<sub>3</sub>-CO-substituted heteroaryl;
- N<sub>3</sub>;
- halogen;
- 20 -haloalkyl;
- haloalkoxy;
- CO-haloalkoxy;
- NO<sub>2</sub>;
- CN;
- 25 -OH;
- SH; and in the case of alkyl, oxo.

7. A compound of claim 2 wherein R<sub>2</sub> is selected from the group consisting of hydrogen; alkyl; alkyl-O-alkyl; (alkyl)<sub>0-1</sub> aryl, (alkyl)<sub>0-1</sub>-(substituted aryl); (alkyl)<sub>0-1</sub>-  
 30 heteroaryl; and (alkyl)<sub>0-1</sub>-(substituted heteroaryl).

8. A compound of claim 2 wherein  $R_2$  is selected from the group consisting of hydrogen,  $C_{1-4}$ alkyl, and  $C_{1-4}$ alkyl-O-  $C_{1-4}$ alkyl.
9. A compound of claim 2 wherein the dashed bonds are absent.
- 5 10. A compound of claim 1 wherein X is  $-NR_5-$ .
11. A compound of claim 10 wherein n is 0.
- 10 12. A compound of claim 10 wherein  $R_1$  is  $-(CH_2)_{2-4}-NR_3-SO_2-NR_5-R_4$ .
13. A compound of claim 10 wherein  $R_2$  is selected from the group consisting of hydrogen; alkyl; alkyl-O-alkyl; (alkyl)<sub>0-1</sub> aryl, (alkyl)<sub>0-1</sub>-(substituted aryl); (alkyl)<sub>0-1</sub>-heteroaryl; and (alkyl)<sub>0-1</sub>-(substituted heteroaryl).
- 15 14. A compound of claim 10 wherein  $R_2$  is selected from the group consisting of hydrogen,  $C_{1-4}$ alkyl, and  $C_{1-4}$ alkyl-O-  $C_{1-4}$ alkyl.
- 20 15. A compound of claim 10 wherein  $R_4$  and  $R_5$  join to form a 3 to 7 membered heterocyclic or substituted heterocyclic ring.
16. A compound of claim 10 wherein  $R_4$  and  $R_5$  join to form a substituted or unsubstituted pyrrolidine, morpholine, thiomorpholine, piperidine, or piperazine ring.
- 25 17. A compound of claim 16 wherein  $R_3$  is hydrogen.
18. A compound of claim 15 wherein  $R_2$  is selected from the group consisting of hydrogen; alkyl; alkyl-O-alkyl; (alkyl)<sub>0-1</sub> aryl, (alkyl)<sub>0-1</sub>-(substituted aryl); (alkyl)<sub>0-1</sub>-heteroaryl; and (alkyl)<sub>0-1</sub>-(substituted heteroaryl).
- 30 19. A compound of claim 16 wherein  $R_2$  is selected from the group consisting of hydrogen,  $C_{1-4}$ alkyl, and  $C_{1-4}$ alkyl-O-  $C_{1-4}$ alkyl.



20. A compound of claim 10 wherein R<sub>4</sub> and R<sub>5</sub> are alkyl.
21. A compound of claim 20 wherein R<sub>3</sub> is hydrogen.
- 5 22. A compound of claim 20 wherein R<sub>2</sub> is selected from the group consisting of hydrogen; alkyl; alkyl-O-alkyl; (alkyl)<sub>0-1</sub> aryl, (alkyl)<sub>0-1</sub>-(substituted aryl); (alkyl)<sub>0-1</sub>-heteroaryl; and (alkyl)<sub>0-1</sub>-(substituted heteroaryl).
- 10 23. A compound of claim 10 wherein R<sub>3</sub> is hydrogen.
24. A compound selected from the group consisting of:
- N<sup>2</sup>-[2-(4-amino-2-butyl-1*H*-imidazo[4,5-*c*]quinolin-1-yl)ethyl]-2-thiophenesulfonamide;
- 15 N<sup>1</sup>-[2-(4-amino-2-butyl-1*H*-imidazo[4,5-*c*]quinolin-1-yl)ethyl]-1-benzenesulfonamide;
- N<sup>8</sup>-[2-(4-amino-2-butyl-1*H*-imidazo[4,5-*c*]quinolin-1-yl)ethyl]-8-quinolinesulfonamide;
- N<sup>1</sup>-[2-(4-amino-2-butyl-1*H*-imidazo[4,5-*c*]quinolin-1-yl)ethyl]-5-(dimethylamino)-
- 20 1-naphthalenesulfonamide;
- N-[4-(4-amino-2-butyl-1*H*-imidazo[4,5-*c*]quinolin-1-yl)butyl]methanesulfonamide;
- N<sup>1</sup>-[4-(4-amino-2-butyl-1*H*-imidazo[4,5-*c*]quinolin-1-yl)butyl]-1-benzenesulfonamide;
- 25 N<sup>8</sup>-[4-(4-amino-2-butyl-1*H*-imidazo[4,5-*c*]quinolin-1-yl)butyl]-8-quinolinesulfonamide;
- N<sup>2</sup>-[4-(4-amino-2-butyl-1*H*-imidazo[4,5-*c*]quinolin-1-yl)butyl]-2-thiophenesulfonamide;
- N<sup>2</sup>-[4-(4-amino-6,7,8,9-tetrahydro-1*H*-imidazo[4,5-*c*]quinolin-1-yl)butyl]-2-
- 30 thiophenesulfonamide;
- N<sup>1</sup>-[4-(4-amino-6,7,8,9-tetrahydro-1*H*-imidazo[4,5-*c*]quinolin-1-yl)butyl]-1-benzenesulfonamide;

- $N^8$ -[4-(4-amino-6,7,8,9-tetrahydro-1*H*-imidazo[4,5-*c*]quinolin-1-yl)butyl]-8-quinolinesulfonamide;
- $N^1$ -[4-(4-amino-6,7,8,9-tetrahydro-1*H*-imidazo[4,5-*c*]quinolin-1-yl)butyl]-5-(dimethylamino)-1-naphthalenesulfonamide;
- 5  $N^1$ -[4-(4-amino-2-butyl-1*H*-imidazo[4,5-*c*]quinolin-1-yl)butyl]-4-fluoro-1-benzenesulfonamide;
- $N^1$ -[4-(4-amino-2-butyl-1*H*-imidazo[4,5-*c*]quinolin-1-yl)butyl]-3-fluoro-1-benzenesulfonamide;
- $N$ -{2-[4-amino-2-(ethoxymethyl)-1*H*-imidazo[4,5-*c*]quinolin-1-yl]ethyl}methanesulfonamide;
- 10  $N^2$ -{2-[4-amino-2-(ethoxymethyl)-1*H*-imidazo[4,5-*c*]quinolin-1-yl]ethyl}-2-thiophenesulfonamide;
- $N^1$ -{2-[4-amino-2-(ethoxymethyl)-1*H*-imidazo[4,5-*c*]quinolin-1-yl]ethyl}-5-(dimethylamino)-1-naphthalenesulfonamide;
- 15  $N$ -{4-[4-amino-2-(2-methoxyethyl)-1*H*-imidazo[4,5-*c*]quinolin-1-yl]butyl}methanesulfonamide;
- $N^2$ -{4-[4-amino-2-(2-methoxyethyl)-1*H*-imidazo[4,5-*c*]quinolin-1-yl]butyl}-2-thiophenesulfonamide;
- $N^1$ -{4-[4-amino-2-(2-methoxyethyl)-1*H*-imidazo[4,5-*c*]quinolin-1-yl]butyl}-5-
- 20 (dimethylamino)-1-naphthalenesulfonamide;
- $N^1$ -{4-[4-amino-2-(2-methoxyethyl)-1*H*-imidazo[4,5-*c*]quinolin-1-yl]butyl}-4-fluoro-1-benzenesulfonamide;
- $N^1$ -{4-[4-amino-2-(2-methoxyethyl)-1*H*-imidazo[4,5-*c*]quinolin-1-yl]butyl}-3-fluoro-1-benzenesulfonamide;
- 25  $N^1$ -{4-[4-amino-2-(2-methoxyethyl)-1*H*-imidazo[4,5-*c*]quinolin-1-yl]butyl}-1-benzenesulfonamide;
- $N^8$ -{4-[4-amino-2-(2-methoxyethyl)-1*H*-imidazo[4,5-*c*]quinolin-1-yl]butyl}-8-quinolinesulfonamide;
- $N^2$ -{4-[4-amino-2-(4-methoxybenzyl)-1*H*-imidazo[4,5-*c*]quinolin-1-yl]butyl}-2-
- 30 thiophenesulfonamide;
- $N$ -[4-(4-amino-2-butyl-6,7,8,9-tetrahydro-1*H*-imidazo[4,5-*c*]quinolin-1-yl)butyl]methanesulfonamide;

- $N^2$ -[4-(4-amino-2-butyl-6,7,8,9-tetrahydro-1*H*-imidazo[4,5-*c*]quinolin-1-yl)butyl]-2-thiophenesulfonamide;
- $N^1$ -[4-(4-amino-2-butyl-6,7,8,9-tetrahydro-1*H*-imidazo[4,5-*c*]quinolin-1-yl)butyl]-5-(dimethylamino)-1-naphthalenesulfonamide;
- 5      $N^1$ {-4-[4-amino-2-(2-methoxyethyl)-6,7,8,9-tetrahydro-1*H*-imidazo[4,5-*c*]quinolin-1-yl]butyl}-1-benzenesulfonamide;
- $N^1$ {-4-[4-amino-2-(2-methoxyethyl)-6,7,8,9-tetrahydro-1*H*-imidazo[4,5-*c*]quinolin-1-yl]butyl}-5-(dimethylamino)-1-naphthalenesulfonamide;
- 10      $N^2$ {-2-[4-amino-2-(ethoxymethyl)-1*H*-imidazo[4,5-*c*]quinolin-1-yl]ethyl}-*N,N*-dimethylsulfamide;
- $N^2$ {-4-[4-amino-2-(2-methoxyethyl)-1*H*-imidazo[4,5-*c*]quinolin-1-yl]butyl}-*N,N*-dimethylsulfamide;
- $N^2$ {-4-[4-amino-2-(4-methoxybenzyl)-1*H*-imidazo[4,5-*c*]quinolin-1-yl]butyl}-*N,N*-dimethylsulfamide;
- 15      $N^2$ -[4-(4-amino-2-butyl-6,7,8,9-tetrahydro-1*H*-imidazo[4,5-*c*]quinolin-1-yl)butyl]-*N,N*-dimethylsulfamide;
- $N^2$ {-4-[4-amino-2-(2-methoxyethyl)-6,7,8,9-tetrahydro-1*H*-imidazo[4,5-*c*]quinolin-1-yl]butyl}-*N,N*-dimethylsulfamide;
- 20      $N^4$ {-4-[4-amino-2-(2-methoxyethyl)-1*H*-imidazo[4,5-*c*]quinolin-1-yl]butyl}-4-thiomorpholinesulfonamide;
- $N^1$ {-4-[4-amino-2-(2-methoxyethyl)-1*H*-imidazo[4,5-*c*]quinolin-1-yl]butyl}-1-pyrrolidinesulfonamide;
- $N^1$ -[4-(4-amino-2-butyl-6,7,8,9-tetrahydro-1*H*-imidazo[4,5-*c*]quinolin-1-yl)butyl]-4-fluoro-1-benzenesulfonamide;
- 25     N-[4-(4-Amino-2-(2-methoxyethyl)-6,7,8,9-tetrahydro-1*H*-imidazo[4,5-*c*]quinolin-1-yl)butyl]methanesulfonamide; and
- N-{4-[4-amino-2-(2-methoxyethyl)-1*H*-imidazo[4,5-*c*]quinolin-1-yl]butyl}phenylmethanesulfonamide.
- 30     25. A compound selected from the group consisting of:

$N^1$ -[4-(4-Amino-2-butyl-1*H*-imidazo[4,5-*c*]quinolin-1-yl)butyl]-

- 5-(dimethylamino)-1-naphthalenesulfonamide;  
N<sup>1</sup>-[4-(4-Amino-1*H*-imidazo[4,5-*c*]quinolin-1-yl)butyl]-  
5-(dimethylamino)-1-naphthalenesulfonamide;  
N<sup>2</sup>-[4-(4-Amino-2-butyl-1*H*-imidazo[4,5-*c*]quinolin-1-yl)butyl]-  
5 2-thiophenesulfonamide;  
N-[4-(4-Amino-2-butyl-1*H*-imidazo[4,5-*c*]quinolin-1-yl)butyl]-  
phenylmethanesulfonamide;  
N<sup>1</sup>-[4-(4-Amino-2-butyl-1*H*-imidazo[4,5-*c*]quinolin-1-yl)butyl]-  
1-benzenesulfonamide;  
10 N-[4-(4-Amino-2-butyl-1*H*-imidazo[4,5-*c*]quinolin-1-yl)butyl]  
Methanesulfonamide;  
N<sup>1</sup>-[4-(4-Amino-2-butyl-1*H*-imidazo[4,5-*c*]quinolin-1-yl)butyl]-  
3-nitro-1-benzenesulfonamide;  
N<sup>1</sup>-[4-(4-Amino-2-butyl-1*H*-imidazo[4,5-*c*]quinolin-1-yl)butyl]-  
15 3-amino-1-benzenesulfonamide;  
N<sup>1</sup>-[4-(4-Amino-2-butyl-1*H*-imidazo[4,5-*c*]quinolin-1-yl)butyl]-  
4-nitro-1-benzenesulfonamide;  
N<sup>1</sup>-[4-(4-Amino-2-butyl-1*H*-imidazo[4,5-*c*]quinolin-1-yl)butyl]-  
4-amino-1-benzenesulfonamide;  
20 N<sup>5</sup>-[4-(4-Amino-2-butyl-1*H*-imidazo[4,5-*c*]quinolin-1-yl)butyl]-  
5-isoquinolinesulfonamide  
N-[4-(4-Amino-2-(4-methoxybenzyl)-1*H*-imidazo[4,5-*c*]quinolin-1-yl)butyl]-  
methanesulfonamide;  
N<sup>1</sup>-[4-(4-Amino-1*H*-imidazo[4,5-*c*]quinolin-1-yl)butyl]-1-butanesulfonamide;  
25 N<sup>1</sup>-{4-[4-Amino-2-(2-methoxyethyl)-6,7,8,9-tetrahydro-  
1*H*-imidazo[4,5-*c*]quinolin-1-yl]butyl}-4-fluoro-1-benzenesulfonamide;  
N<sup>1</sup>-[4-(4-Amino-2-phenyl-1*H*-imidazo[4,5-*c*]quinolin-1-yl)butyl]-  
4-fluoro-1-benzenesulfonamide; and  
N-[4-(4-Amino-2-phenyl-1*H*-imidazo[4,5-*c*]quinolin-1-yl)butyl]  
30 methanesulfonamide.

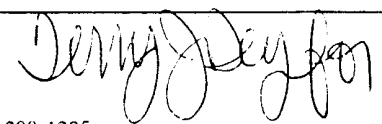
26. A pharmaceutical composition comprising a therapeutically effective amount of a compound of claim 1 and a pharmaceutically acceptable carrier.
27. A pharmaceutical composition comprising a therapeutically effective amount of a  
5 compound of claim 2 and a pharmaceutically acceptable carrier.
28. A pharmaceutical composition comprising a therapeutically effective amount of a compound of claim 10 and a pharmaceutically acceptable carrier.
- 10 29. A method of inducing cytokine biosynthesis in an animal comprising administering an effective amount of a compound of claim 1 to the animal.
30. A method of treating a viral disease in an animal comprising administering an effective amount of a compound of claim 1 to the animal.  
15
31. A method of treating a neoplastic disease in an animal comprising administering an effective amount of a compound of claim 1 to the animal.
32. A method of inducing cytokine biosynthesis in an animal comprising administering  
20 an effective amount of a compound of claim 2 to the animal.
33. A method of treating a viral disease in an animal comprising administering an effective amount of a compound of claim 2 to the animal.
- 25 34. A method of treating a neoplastic disease in an animal comprising administering an effective amount of a compound of claim 2 to the animal.
35. A method of inducing cytokine biosynthesis in an animal comprising administering an effective amount of a compound of claim 10 to the animal.  
30

36. A method of treating a viral disease in an animal comprising administering an effective amount of a compound of claim 10 to the animal.

5 37. A method of treating a neoplastic disease in an animal comprising administering an effective amount of a compound of claim 10 to the animal.

INTERNATIONAL SEARCH REPORT

International application No.  
PCT/US00/15722

<p><b>A. CLASSIFICATION OF SUBJECT MATTER</b>                  IPC(7) : A61K 31/4745, 31/437 ; C07D 471/02                  US CL : 514/293 ; 546/82                  According to International Patent Classification (IPC) or to both national classification and IPC</p>														
<p><b>B. FIELDS SEARCHED</b>                  Minimum documentation searched (classification system followed by classification symbols)                  U.S. : 514/293 ; 546/82</p> <p>Documentation searched other than minimum documentation to the extent that such documents are included in the fields searched</p> <p>Electronic data base consulted during the international search (name of data base and, where practicable, search terms used)                  CAS ONLINE</p>														
<p><b>C. DOCUMENTS CONSIDERED TO BE RELEVANT</b></p> <table border="1"> <thead> <tr> <th>Category*</th> <th>Citation of document, with indication, where appropriate, of the relevant passages</th> <th>Relevant to claim No.</th> </tr> </thead> <tbody> <tr> <td>A</td> <td>JP 09208584 A2 (TERUMO CORP., JAPAN) 12 August 1997 (12.08.97), Compounds I, II, II' I and III on page 2, column 1.</td> <td>1-37</td> </tr> <tr> <td>A,P</td> <td>US 6,069,149 A (NANBA et al.) 30 May 2000 (30.05.00), examples 39-60 in columns 44-56.</td> <td>1-37</td> </tr> </tbody> </table>			Category*	Citation of document, with indication, where appropriate, of the relevant passages	Relevant to claim No.	A	JP 09208584 A2 (TERUMO CORP., JAPAN) 12 August 1997 (12.08.97), Compounds I, II, II' I and III on page 2, column 1.	1-37	A,P	US 6,069,149 A (NANBA et al.) 30 May 2000 (30.05.00), examples 39-60 in columns 44-56.	1-37			
Category*	Citation of document, with indication, where appropriate, of the relevant passages	Relevant to claim No.												
A	JP 09208584 A2 (TERUMO CORP., JAPAN) 12 August 1997 (12.08.97), Compounds I, II, II' I and III on page 2, column 1.	1-37												
A,P	US 6,069,149 A (NANBA et al.) 30 May 2000 (30.05.00), examples 39-60 in columns 44-56.	1-37												
<p><input type="checkbox"/> Further documents are listed in the continuation of Box C.      <input type="checkbox"/> See patent family annex.</p>														
<table border="0"> <tr> <td>* Special categories of cited documents:</td> <td>"T" later document published after the international filing date or priority date and not in conflict with the application but cited to understand the principle or theory underlying the invention</td> </tr> <tr> <td>"A" document defining the general state of the art which is not considered to be of particular relevance</td> <td>"X" document of particular relevance; the claimed invention cannot be considered novel or cannot be considered to involve an inventive step when the document is taken alone</td> </tr> <tr> <td>"E" earlier document published on or after the international filing date</td> <td>"Y" document of particular relevance; the claimed invention cannot be considered to involve an inventive step when the document is combined with one or more other such documents, such combination being obvious to a person skilled in the art</td> </tr> <tr> <td>"L" document which may throw doubts on priority claim(s) or which is cited to establish the publication date of another citation or other special reason (as specified)</td> <td>"&amp;" document member of the same patent family</td> </tr> <tr> <td>"O" document referring to an oral disclosure, use, exhibition or other means</td> <td></td> </tr> <tr> <td>"P" document published prior to the international filing date but later than the priority date claimed</td> <td></td> </tr> </table>			* Special categories of cited documents:	"T" later document published after the international filing date or priority date and not in conflict with the application but cited to understand the principle or theory underlying the invention	"A" document defining the general state of the art which is not considered to be of particular relevance	"X" document of particular relevance; the claimed invention cannot be considered novel or cannot be considered to involve an inventive step when the document is taken alone	"E" earlier document published on or after the international filing date	"Y" document of particular relevance; the claimed invention cannot be considered to involve an inventive step when the document is combined with one or more other such documents, such combination being obvious to a person skilled in the art	"L" document which may throw doubts on priority claim(s) or which is cited to establish the publication date of another citation or other special reason (as specified)	"&" document member of the same patent family	"O" document referring to an oral disclosure, use, exhibition or other means		"P" document published prior to the international filing date but later than the priority date claimed	
* Special categories of cited documents:	"T" later document published after the international filing date or priority date and not in conflict with the application but cited to understand the principle or theory underlying the invention													
"A" document defining the general state of the art which is not considered to be of particular relevance	"X" document of particular relevance; the claimed invention cannot be considered novel or cannot be considered to involve an inventive step when the document is taken alone													
"E" earlier document published on or after the international filing date	"Y" document of particular relevance; the claimed invention cannot be considered to involve an inventive step when the document is combined with one or more other such documents, such combination being obvious to a person skilled in the art													
"L" document which may throw doubts on priority claim(s) or which is cited to establish the publication date of another citation or other special reason (as specified)	"&" document member of the same patent family													
"O" document referring to an oral disclosure, use, exhibition or other means														
"P" document published prior to the international filing date but later than the priority date claimed														
Date of the actual completion of the international search 31 JULY 2000		Date of mailing of the international search report <b>24 AUG 2000</b>												
Name and mailing address of the ISA/US Commissioner of Patents and Trademarks Box PCT Washington, D.C. 20231 Facsimile No. (703) 305-3230		Authorized officer CHANA AULAKH  Telephone No. (703) 308-1235												