



US00D498064S

(12) **United States Design Patent**
Gomez

(10) **Patent No.:** **US D498,064 S**

(45) **Date of Patent:** **** Nov. 9, 2004**

- (54) **SEAT**
- (75) **Inventor:** **Didier Gomez, Paris (FR)**
- (73) **Assignee:** **Cinna (FR)**
- (**) **Term:** **14 Years**

D259,601 S	*	6/1981	Marks	D6/334
D313,893 S	*	1/1991	Hopfer	D6/334
D318,379 S	*	7/1991	Fister, Jr.	D6/334
D327,174 S	*	6/1992	Hopfer	D6/334
D336,377 S	*	6/1993	Gibson	D6/334
D433,824 S	*	11/2000	King	D6/334
D483,189 S	*	12/2003	Cronk et al.	D6/334

- (21) **Appl. No.:** **29/185,784**
- (22) **Filed:** **Jul. 1, 2003**

* cited by examiner
Primary Examiner—Gary D. Watson
 (74) *Attorney, Agent, or Firm*—Cantor Colburn LLP

(30) **Foreign Application Priority Data**

Jan. 7, 2003 (WO) DM/062 594

- (51) **LOC (7) Cl.** **06-01**
- (52) **U.S. Cl.** **D6/334**
- (58) **Field of Search** D6/334, 335, 364,
D6/369, 371, 381, 500, 501, 502; 5/12.1;
297/232, 445.1

(57) **CLAIM**

The ornamental design for a seat, as shown and described.

(56) **References Cited**

U.S. PATENT DOCUMENTS

D181,933 S	*	1/1958	Lubberts et al.	D6/334
D186,308 S	*	10/1959	Knoll	D6/334
D188,488 S	*	8/1960	Otto	D6/334
D250,978 S	*	2/1979	Adkinson	D6/369
D251,938 S	*	5/1979	Spound et al.	D6/334

DESCRIPTION

FIG. 1 is a front perspective view of a seat, showing my new design;
 FIG. 2 is a front elevational view thereof;
 FIG. 3 is a rear elevational view thereof;
 FIG. 4 is a first side elevational view thereof;
 FIG. 5 is a second side elevational view thereof;
 FIG. 6 is a top plan view thereof;
 FIG. 7 is a rear perspective view thereof; and,
 FIG. 8 is a front perspective view of a second embodiment of the seat with a back cushion.

1 Claim, 5 Drawing Sheets

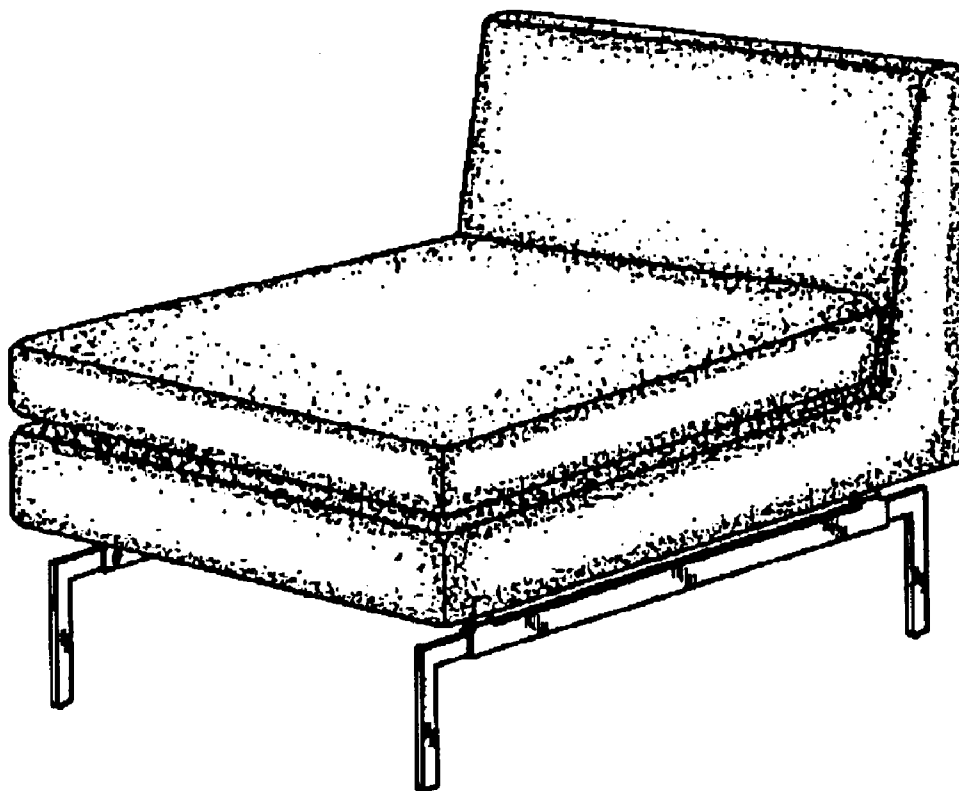


FIG. 1

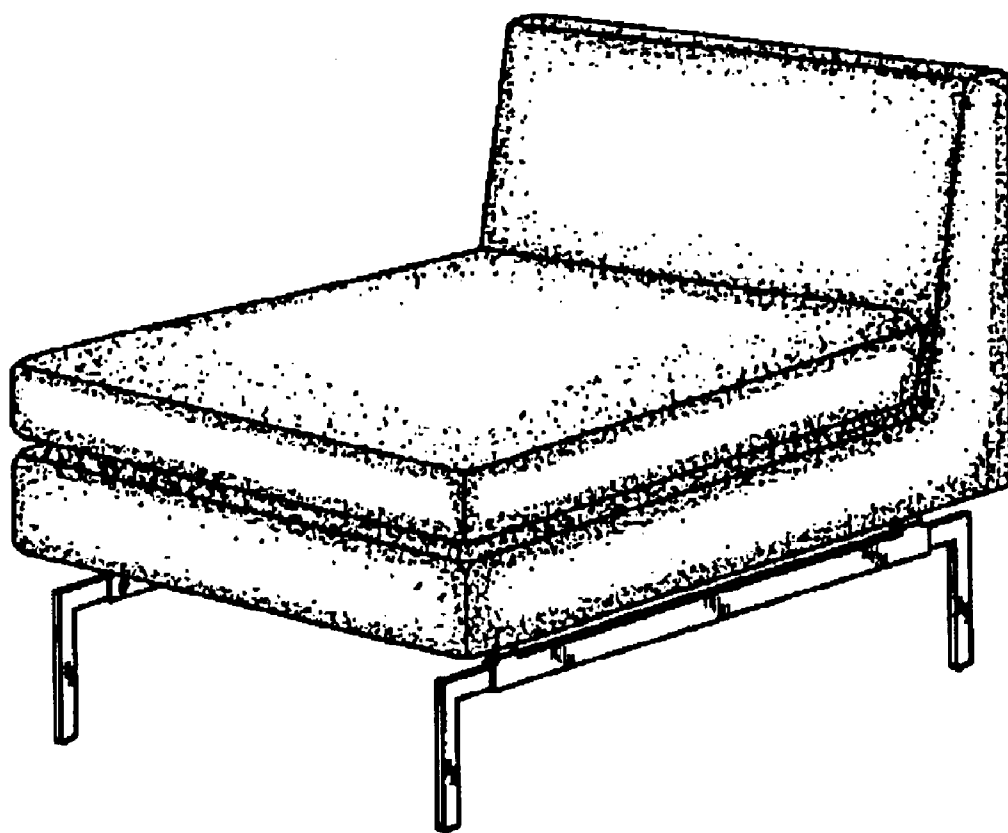


FIG. 2

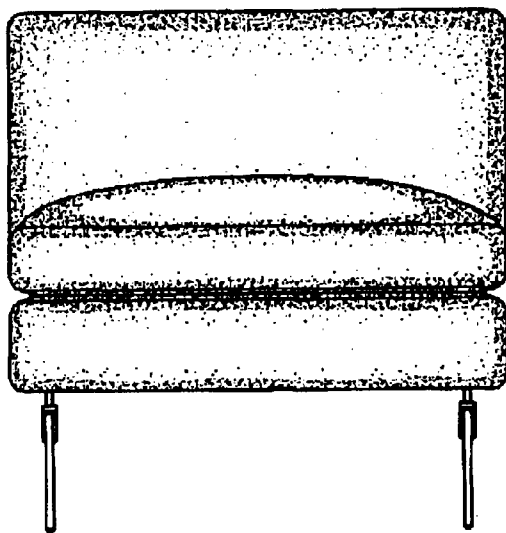


FIG. 3

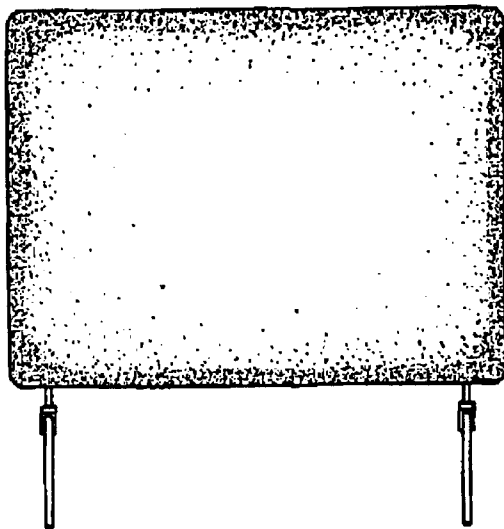


FIG. 4

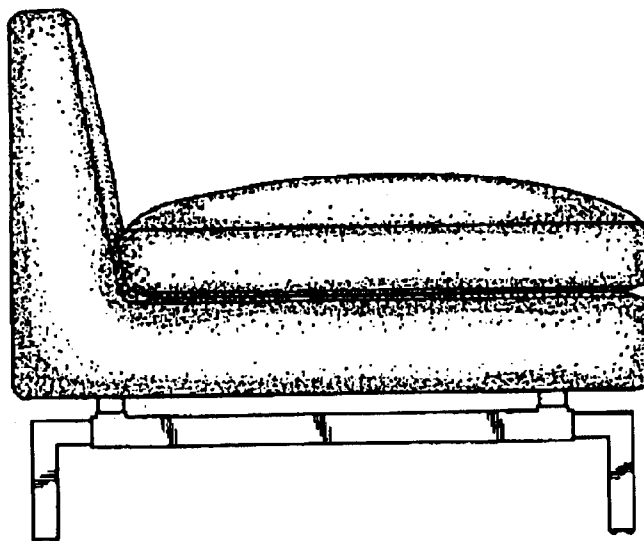


FIG. 5

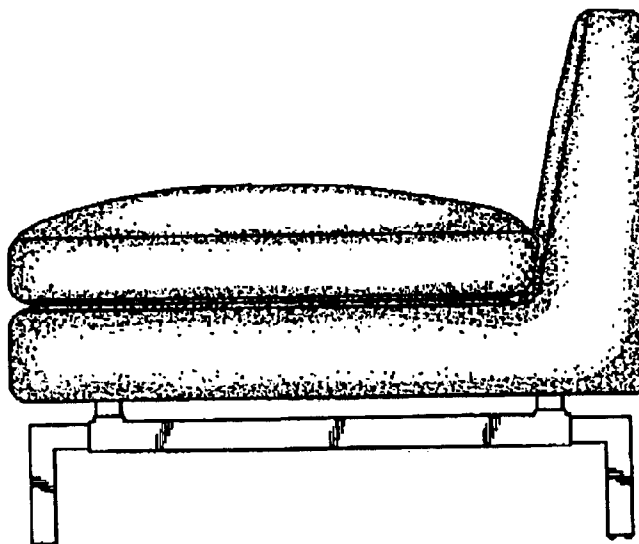


FIG. 6




FIG. 7

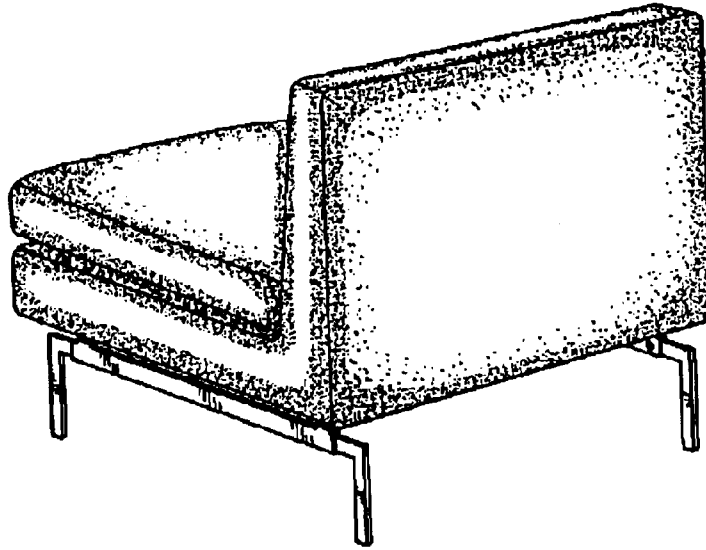


FIG. 8

