



US00D460158S

(12) **United States Design Patent** (10) **Patent No.:** **US D460,158 S**
Green et al. (45) **Date of Patent:** **** Jul. 9, 2002**

- (54) **FAUCET HANDLE** D384,132 S 9/1997 Doughty et al.
- (75) Inventors: **Eric Green**, Cleveland Heights; D384,394 S 9/1997 Doughty et al.
- Douglas A. Kemp**, North Ridgeville, D384,402 S 9/1997 Doughty et al.
- both of OH (US) D385,016 S 10/1997 Doughty et al.
- (73) Assignee: **Moen Incorporated**, North Olmsted, D390,921 S * 2/1998 Steffes et al. D23/250
- OH (US) D391,831 S 3/1998 Doughty et al.
- (**) Term: **14 Years** D393,692 S 4/1998 Ko
- (21) Appl. No.: **29/135,856** D395,812 S 7/1998 Doughty et al.
- (22) Filed: **Jan. 19, 2001** D399,930 S 10/1998 Lord
- (51) **LOC (7) Cl.** **23-01** D404,470 S 1/1999 Pitsch et al.
- (52) **U.S. Cl.** **D23/252; D23/250** D404,802 S 1/1999 Delker
- (58) **Field of Search** D23/238-257; D426,872 S 6/2000 Milrud et al.
- D8/300-308, 350-354; 4/675-678; 137/801; D429,798 S 8/2000 Milrud et al.
- 16/110 R-121

* cited by examiner

Primary Examiner—Louis S. Zarfaz
Assistant Examiner—Gregory Andoll
 (74) *Attorney, Agent, or Firm*—Cook, Alex, McFarron, Manzo, Cummings & Mehler, Ltd.

- (56) **References Cited**
- U.S. PATENT DOCUMENTS**
- D276,259 S 11/1984 Miller
- D285,106 S 8/1986 Yost
- D288,835 S 3/1987 Yost
- D290,388 S 6/1987 Yost
- D318,717 S * 7/1991 Spangler D23/252
- D325,772 S * 4/1992 Carr D23/252
- D332,135 S 12/1992 Bonnell
- D332,824 S 1/1993 Robbins
- D357,525 S 4/1995 Fabian
- D366,517 S 1/1996 Doughty et al.
- D368,302 S 3/1996 Doughty et al.
- D372,300 S * 7/1996 Fabian D23/252
- D384,130 S 9/1997 Doughty et al.


(57) **CLAIM**

The ornamental design for a faucet handle, as shown and described.

DESCRIPTION

FIG. 1 is a perspective view of our new design for a faucet handle
 FIG. 2 is a right side view thereof, the left side being the same as the right side;
 FIG. 3 is a front view thereof;
 FIG. 4 is a rear view thereof;
 FIG. 5 is a top view thereof; and,
 FIG. 6 is a bottom view thereof.

1 Claim, 1 Drawing Sheet






Fig. 1.

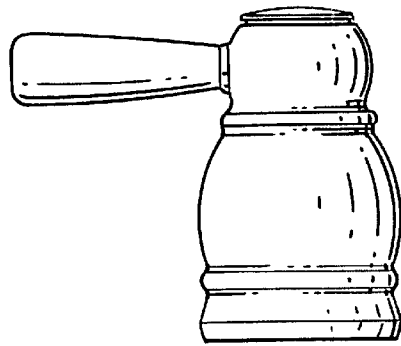


Fig. 2.

Fig. 3.

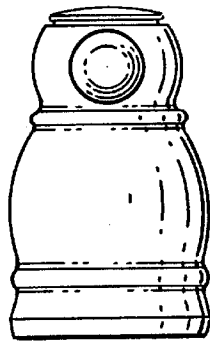


Fig. 4.

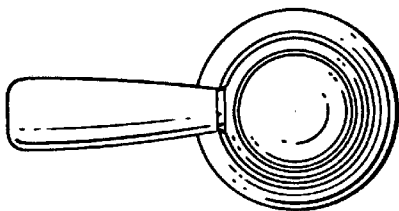
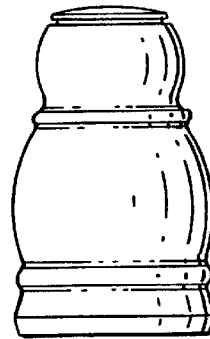


Fig. 5.

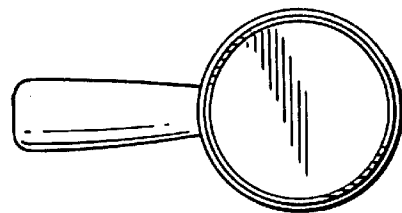


Fig. 6.