



US00D820373S

(12) **United States Design Patent**
Czane

(10) **Patent No.:** **US D820,373 S**

(45) **Date of Patent:** **** Jun. 12, 2018**

(54) **VOLLEYBALL-STYLE GAME APPARATUS**

A63B 67/007; A63B 67/04; A63B 67/045; A63B 67/18; A63B 2067/005; A63B 69/0095; A63B 2102/16; A63B 224/0095; A63B 5/11

(71) Applicant: **Anton Czane**, Victoria (AU)

(72) Inventor: **Anton Czane**, Victoria (AU)

See application file for complete search history.

(**) Term: **15 Years**

(56) **References Cited**

(21) Appl. No.: **29/554,145**

U.S. PATENT DOCUMENTS

(22) Filed: **Feb. 8, 2016**

1,433,437 A * 10/1922 Wakeham A63B 7/002
273/400
1,763,243 A * 6/1930 MacFadden A63B 63/00
473/159

(30) **Foreign Application Priority Data**

Aug. 17, 2015 (AU) 201514217

(Continued)

(51) **LOC (11) Cl.** **21-02**

FOREIGN PATENT DOCUMENTS

(52) **U.S. Cl.**

USPC **D21/799.1**; D21/698; D21/706;
D21/797

DE 3342607 A1 * 6/1985 A63F 7/0612
EP 0107456 A1 * 5/1984 A63B 5/11

(Continued)

(58) **Field of Classification Search**

USPC D21/300–303, 305, 312–314, 336, 339,
D21/341, 342, 345, 346, 350, 355, 385,
D21/397, 698, 699, 705, 706, 799.1,
D21/799.2, 682, 672, 686, 692, 693, 797;
D25/12; 472/92; 473/415, 416, 434,
473/459, 460, 462, 467, 469, 473, 474,
473/476, 478, 490, 491, 492, 494, 496;
273/317, 317.1, 317.4, 342, 398, 400,
273/401, 407, 108.1, 277, 309, 440, 441;
482/27, 29

Primary Examiner — Catherine A Tuttle

(74) *Attorney, Agent, or Firm* — Mitchell Law PLLC;
Mitchell W. Mitchell

CPC A63C 19/00; A63C 19/04; A63C 19/06;
A63C 19/08; A63C 2203/00; A63C
2203/08; A63F 7/00; A63F 7/0017; A63F
7/06; A63F 7/0652; A63F 7/0656; A63F
7/30; A63F 7/36; A63F 7/3674; A63F
2007/3005; A63F 2007/3025; A63F
2007/341; A63F 2007/3622; A63F
2007/3625; A63F 2007/3633; A63F
2007/367; A63B 61/00; A63B 61/003;
A63B 61/006; A63B 61/02; A63B 63/00;
A63B 63/003; A63B 63/007; A63B
2063/001; A63B 67/00; A63B 67/002;

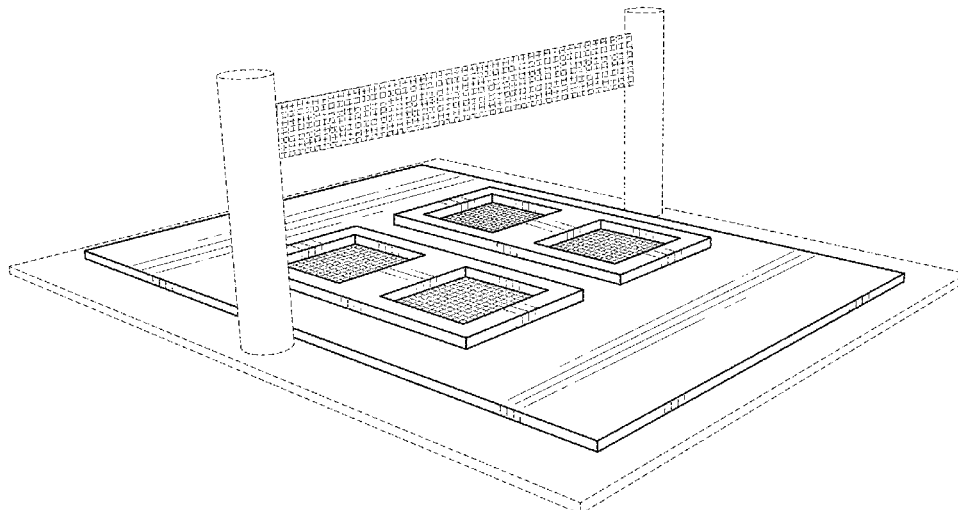
(57) **CLAIM**

The ornamental design for a volleyball-style game apparatus, as shown and described.

DESCRIPTION

FIG. 1 is a front perspective view of the volleyball-style game apparatus embodying my new design; FIG. 2 is a front view of FIG. 1, the back view being a mirror image thereof; FIG. 3 is a left side view of FIG. 1, the right side view being a mirror image thereof; and, FIG. 4 is a top plan view of FIG. 1. The broken lines disclaim the net, net posts, and perimeter feature and are included for contextual purposes, forming no part of the claimed design.

1 Claim, 3 Drawing Sheets



(56)

References Cited

U.S. PATENT DOCUMENTS

3,312,471 A * 4/1967 Nissen A63B 5/11
182/139
4,556,218 A * 12/1985 Barron A63B 67/04
473/475
4,979,754 A * 12/1990 Eisenhart A63B 61/00
206/315.1
D363,510 S * 10/1995 Phillips-Hume D21/354
5,692,980 A * 12/1997 Trotman A63B 61/00
473/473
6,077,176 A * 6/2000 Poshadlo, Jr. A63B 69/38
473/474
D604,964 S * 12/2009 Broussard D6/691
D624,615 S * 9/2010 Kusmierz D21/686
D679,350 S * 4/2013 Krass D21/706
2002/0010042 A1* 1/2002 Gordon A63B 5/11
473/490
2016/0107016 A1* 4/2016 Haggerty A63B 5/11
482/29
2016/0107055 A1* 4/2016 Chen A63B 67/002
473/472

FOREIGN PATENT DOCUMENTS

EP 3072560 A1 * 9/2016 A63B 71/02
FR 2825642 A1 * 12/2002 A01K 1/0157
WO WO-9417868 A1 * 8/1994 A63B 67/04
WO WO-2004067880 A2 * 8/2004 A63B 5/11

* cited by examiner

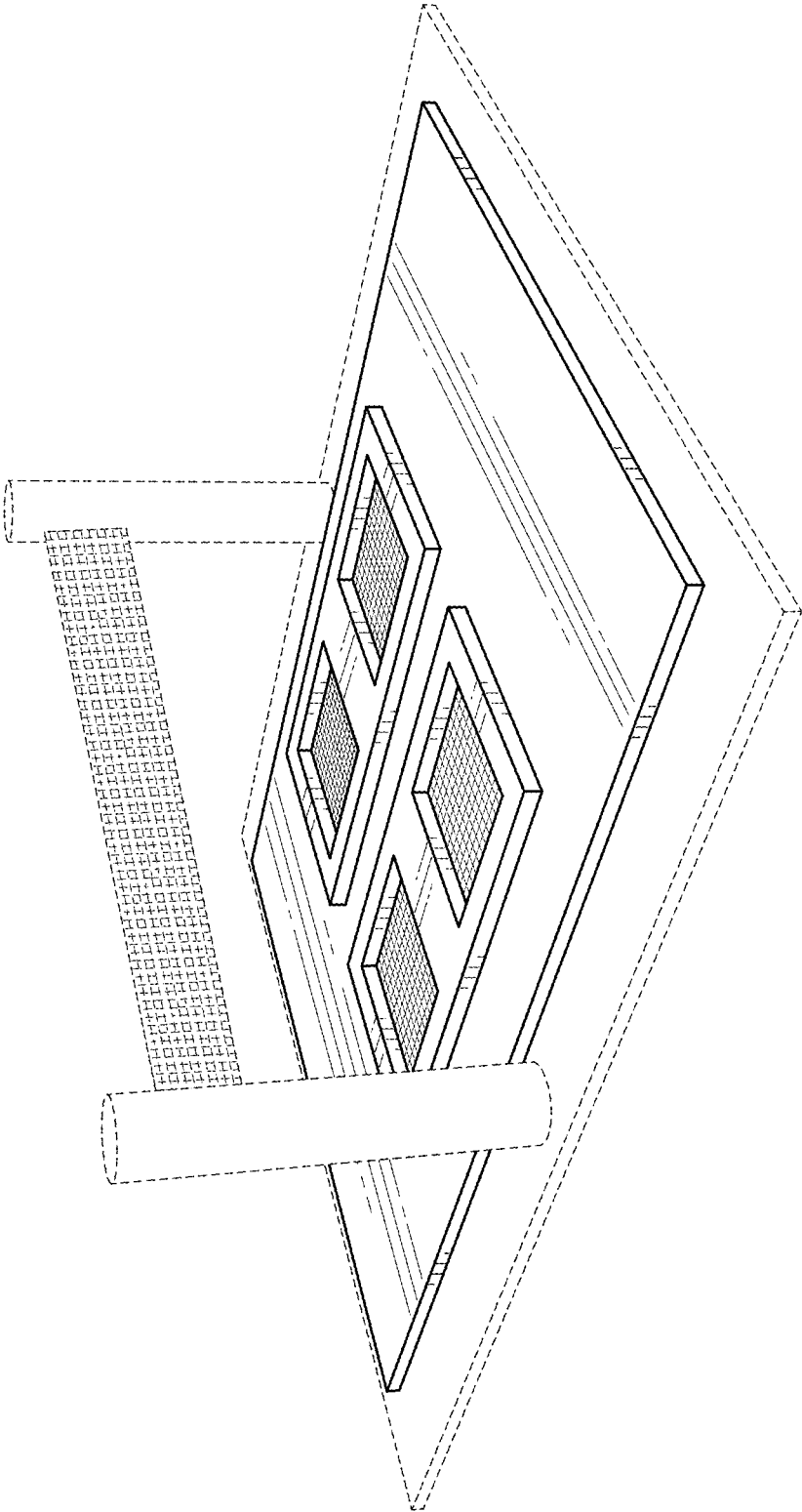


FIG. 1

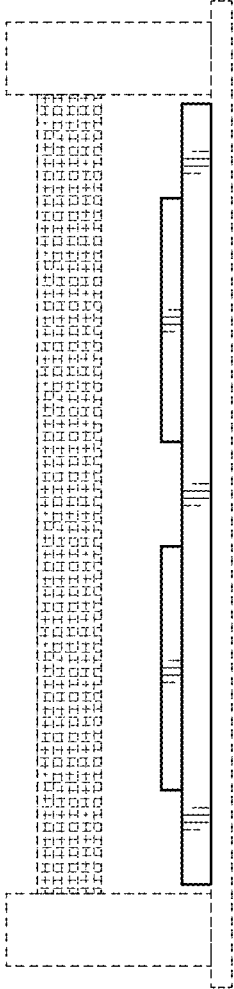


FIG. 2

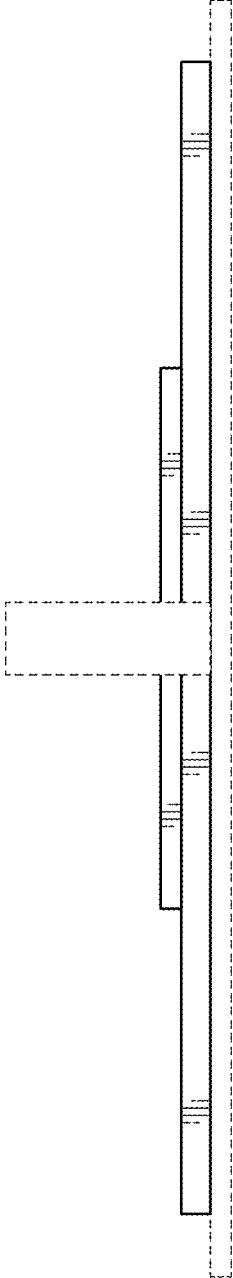


FIG. 3

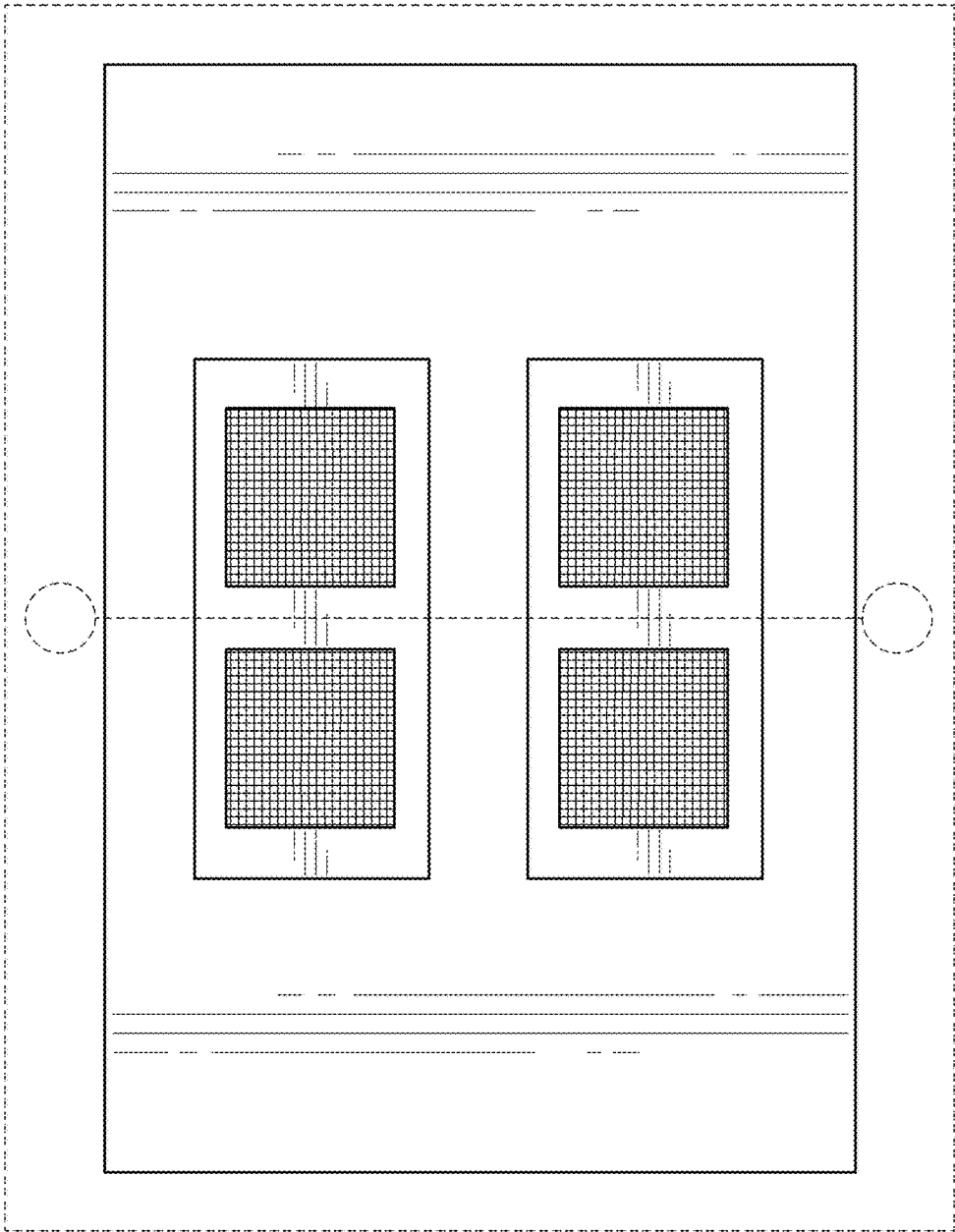


FIG. 4