



US00D417849S

United States Patent [19]
Beaver

[11] **Patent Number: Des. 417,849**
[45] **Date of Patent: ** *Dec. 21, 1999**

[54] **CONFIGURATION FOR CONTAINER**

[75] Inventor: **Ted L. Beaver**, Roselle, Ill.

[73] Assignee: **Continental Plastic Containers, Inc.**,
Elk Grove Village, Ill.

[*] Notice: This patent is subject to a terminal disclaimer.

[**] Term: **14 Years**

[21] Appl. No.: **29/090,529**

[22] Filed: **Jul. 10, 1998**

Related U.S. Application Data

[63] Continuation-in-part of application No. 29/089,480, Jun. 16, 1998, and a continuation-in-part of application No. 29/089,482, Jun. 16, 1998.

[51] **LOC (6) Cl.** **09-01**

[52] **U.S. Cl.** **D9/528**

[58] **Field of Search** D9/500, 502-503, D9/507-508, 510, 516, 520, 522, 527-528, 530-531, 533, 546, 551, 554, 557, 559, 564, 569, 572-573; 215/370-375, 382-385, 396, 398; 220/771, 772

[56] **References Cited**

U.S. PATENT DOCUMENTS

- D. 210,443 3/1968 Mason, Jr. D9/528
- D. 223,141 3/1972 Gilkeson et al. D9/528
- D. 280,602 9/1985 Campbell et al. D9/528

- D. 304,423 11/1989 Beaver D9/528
- D. 329,815 9/1992 Beaver et al. D9/528
- D. 329,816 9/1992 Beaver et al. D9/528
- D. 352,905 11/1994 Beaver et al. D9/528
- D. 353,331 12/1994 Larkin et al. D9/528
- D. 357,631 4/1995 Beaver .
- D. 359,689 6/1995 Beaver .
- D. 359,906 7/1995 Carre et al. D9/528
- D. 379,590 6/1997 Beaver D9/528
- 3,152,710 10/1964 Platte 215/384
- 3,434,635 3/1969 Mason, Jr. .
- 4,946,053 8/1990 Conrad 215/372
- 5,165,558 11/1992 Cargile 215/398

Primary Examiner—Ted Shooman
Assistant Examiner—Carol Rademaker
Attorney, Agent, or Firm—Hill & Simpson

[57] **CLAIM**

The ornamental design for a “configuration for container,” as shown and described.

DESCRIPTION

FIG. 1 is a front and right perspective view of a container embodying the invention.
FIG. 2 is an elevational view of the container of FIG. 1 of which the left elevational view is a minor image.
FIG. 3 is a plan or top view of the container of FIG. 1.
FIG. 4 is a front elevational view of the container of FIG. 1; and,
FIG. 5 is a back elevational view of the container of FIG. 1. The neck shown at the top in broken lines is for illustrative purposes only and forms no part of the claimed design.

1 Claim, 5 Drawing Sheets

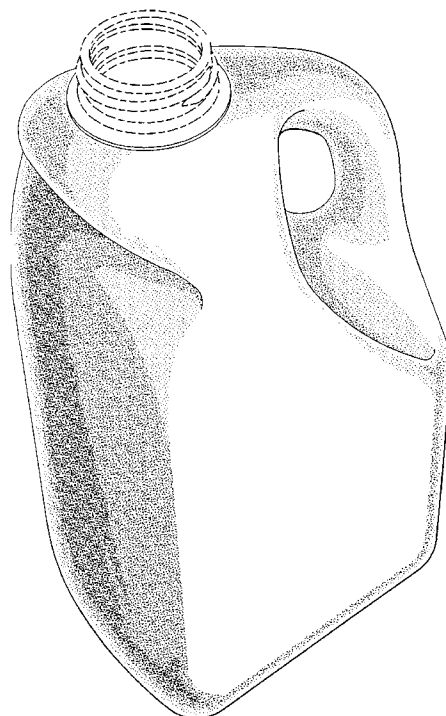


FIG. 1

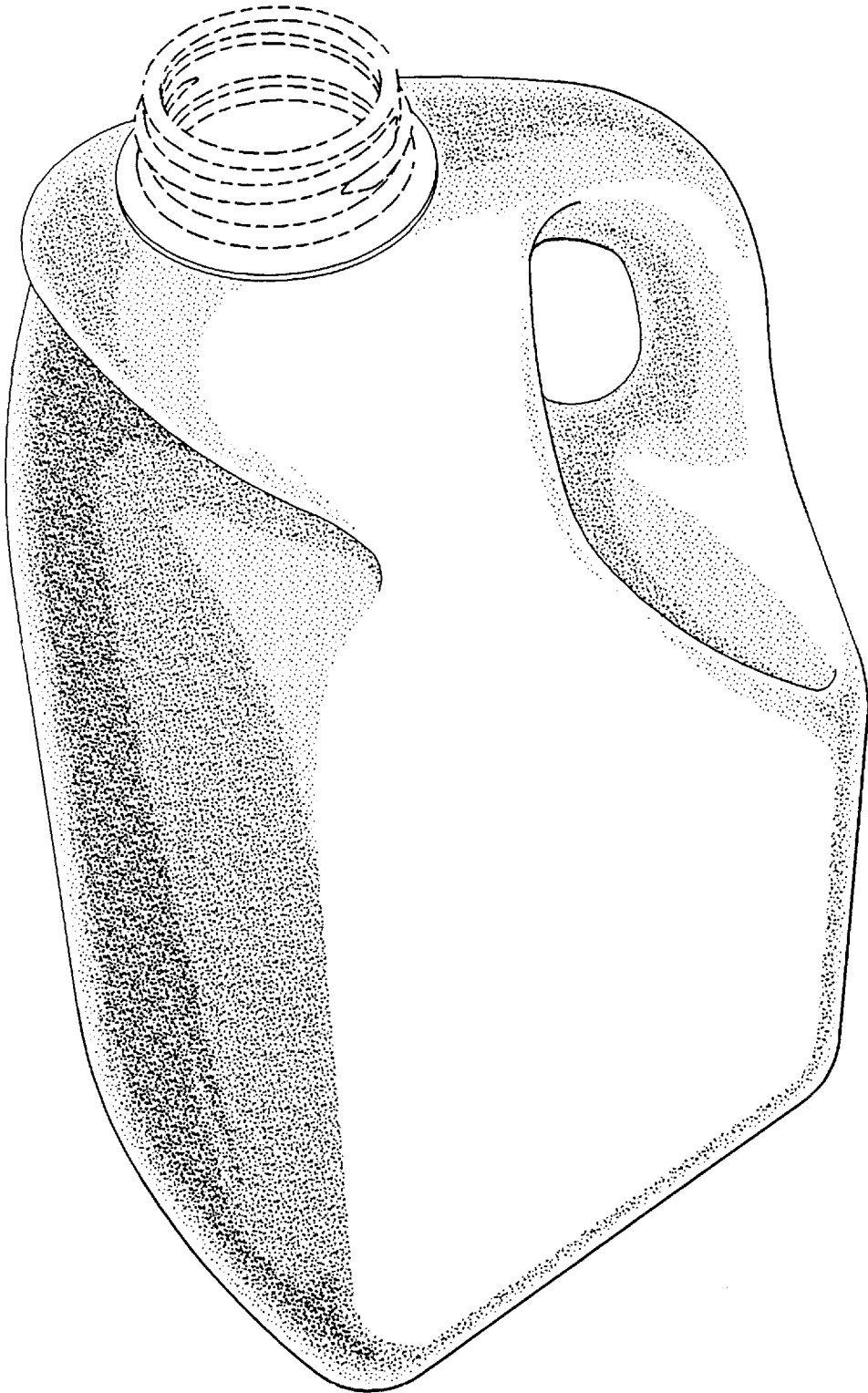


FIG. 2

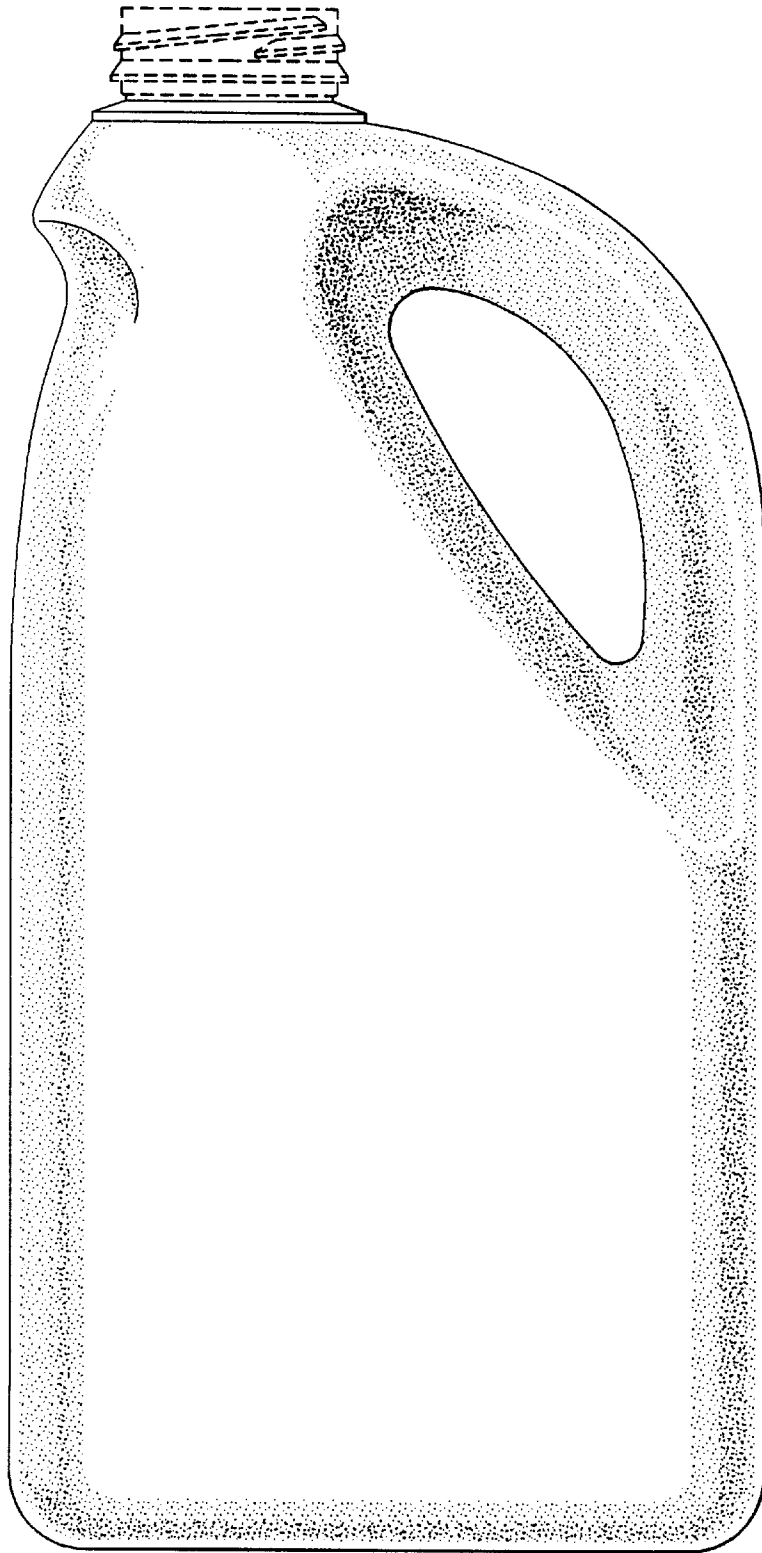


FIG. 3

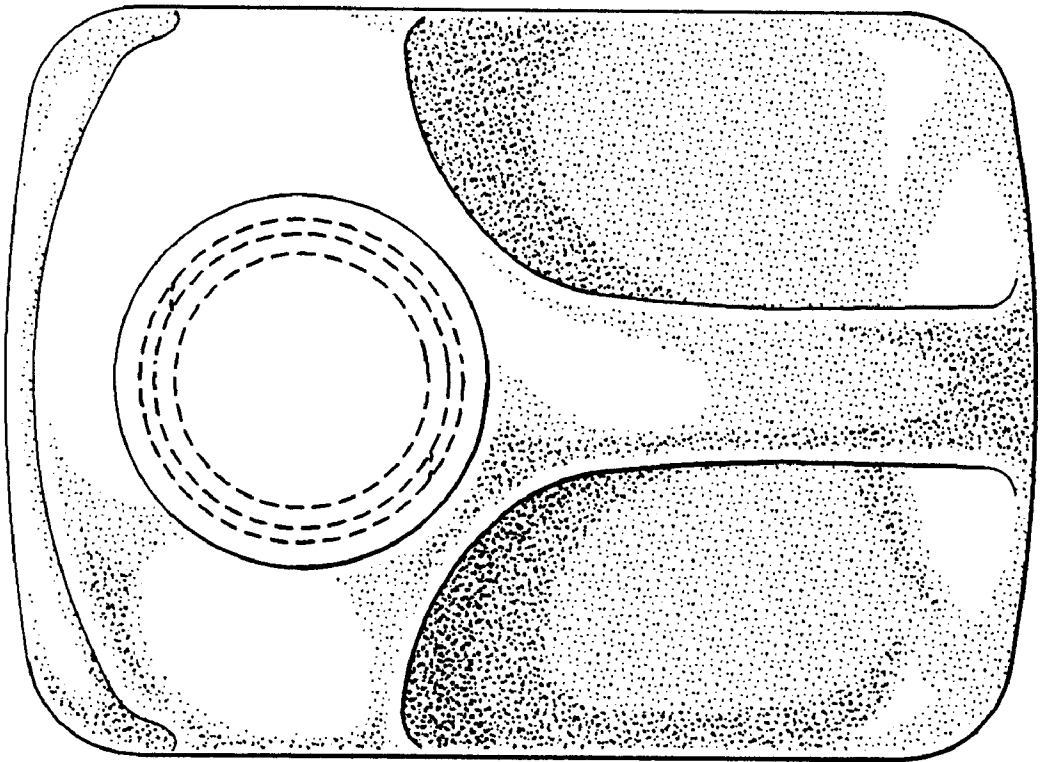


FIG. 4




FIG. 5

