

(19) World Intellectual Property Organization  
International Bureau



(43) International Publication Date  
10 September 2010 (10.09.2010)

PCT

(10) International Publication Number  
**WO 2010/101973 A1**

(51) International Patent Classification:

C07D 231/12 (2006.01) C07D 403/12 (2006.01)  
C07D 231/20 (2006.01) C07D 407/12 (2006.01)  
C07D 231/38 (2006.01) C07D 409/04 (2006.01)  
C07D 401/04 (2006.01) C07D 417/12 (2006.01)  
C07D 401/12 (2006.01) A61K 31/4155 (2006.01)  
C07D 401/14 (2006.01)

(21) International Application Number:

PCT/US2010/026003

(22) International Filing Date:

3 March 2010 (03.03.2010)

(25) Filing Language:

English

(26) Publication Language:

English

(30) Priority Data:

61/157,046 3 March 2009 (03.03.2009) US  
61/304,053 12 February 2010 (12.02.2010) US

(71) Applicant (for all designated States except US): **E. I. DU PONT DE NEMOURS AND COMPANY** [US/US]; 1007 Market Street, Wilmington, Delaware 19898 (US).

(72) Inventors; and

(75) Inventors/Applicants (for US only): **LONG, Jeffrey, Keith** [US/US]; 1210 Bruce Road, Wilmington, Delaware 19803 (US). **HONG, Wonpyo** [KR/US]; 8506 Marburg Manor Drive, Lutherville, Maryland 21093 (US). **TAGGI, Andrew, Edmund** [US/US]; 21 Tremont Court, Newark, Delaware 19711 (US).

(74) Agent: **HEISER, David, E.**; E. I. du Pont de Nemours and Company, Legal Patent Records Center, 4417 Lancaster Pike, Wilmington, Delaware 19805 (US).

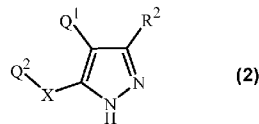
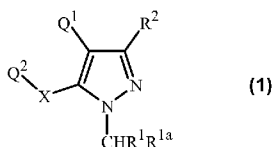
(81) Designated States (unless otherwise indicated, for every kind of national protection available): AE, AG, AL, AM, AO, AT, AU, AZ, BA, BB, BG, BH, BR, BW, BY, BZ, CA, CH, CL, CN, CO, CR, CU, CZ, DE, DK, DM, DO, DZ, EC, EE, EG, ES, FI, GB, GD, GE, GH, GM, GT, HN, HR, HU, ID, IL, IN, IS, JP, KE, KG, KM, KN, KP, KR, KZ, LA, LC, LK, LR, LS, LT, LU, LY, MA, MD, ME, MG, MK, MN, MW, MX, MY, MZ, NA, NG, NI, NO, NZ, OM, PE, PG, PH, PL, PT, RO, RS, RU, SC, SD, SE, SG, SK, SL, SM, ST, SV, SY, TH, TJ, TM, TN, TR, TT, TZ, UA, UG, US, UZ, VC, VN, ZA, ZM, ZW.

(84) Designated States (unless otherwise indicated, for every kind of regional protection available): ARIPO (BW, GH, GM, KE, LS, MW, MZ, NA, SD, SL, SZ, TZ, UG, ZM, ZW), Eurasian (AM, AZ, BY, KG, KZ, MD, RU, TJ, TM), European (AT, BE, BG, CH, CY, CZ, DE, DK, EE, ES, FI, FR, GB, GR, HR, HU, IE, IS, IT, LT, LU, LV, MC, MK, MT, NL, NO, PL, PT, RO, SE, SI, SK, SM, TR), OAPI (BF, BJ, CF, CG, CI, CM, GA, GN, GQ, GW, ML, MR, NE, SN, TD, TG).

Published:

— with international search report (Art. 21(3))

(54) Title: FUNGICIDAL PYRAZOLES



(57) Abstract: Disclosed are compounds of Formula (1), including all geometric and stereoisomers, JV-oxides, and salts thereof, wherein Q1 is a phenyl ring, naphthalenyl ring system, a 5- to 6-membered fully unsaturated heterocyclic ring or an 8- to 10-membered heteroaromatic bicyclic ring system, each as described with optional substituents as defined in the disclosure; Q2 is a phenyl ring, a naphthalenyl ring system, a 5- to 6-membered saturated, partially unsaturated or fully unsaturated heterocyclic ring, or an 8- to 10-membered heteroaromatic bicyclic ring system, each as described with optional substituents as defined in the disclosure; X is O, S(O)<sub>m</sub>, NR<sup>4</sup>, CR<sup>15</sup>R<sup>16</sup>, C(O) or C(=S); and R<sup>1</sup>, R<sup>1a</sup>, R<sup>2</sup>, R<sup>4</sup>, R<sup>15</sup>, R<sup>16</sup> and m are as defined in the disclosure. Also disclosed are compositions containing the compounds of Formula (1) and methods for controlling plant disease caused by a fungal pathogen comprising applying an effective amount of a compound or a composition of the invention. Also disclosed are compounds of Formula (2), including all geometric and stereoisomers, and salts thereof, wherein X is NH; and Q<sup>1</sup>, Q<sup>2</sup> and R<sup>2</sup> are as defined for Formula (1); which are useful as intermediates for preparing compounds of Formula (1).

WO 2010/101973 A1

TITLE

## FUNGICIDAL PYRAZOLES

FIELD OF THE INVENTION

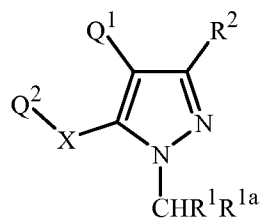
This invention relates to certain pyrazoles, their *N*-oxides, salts and compositions, and  
 5 methods of their use as fungicides.

BACKGROUND OF THE INVENTION

The control of plant diseases caused by fungal plant pathogens is extremely important  
 in achieving high crop efficiency. Plant disease damage to ornamental, vegetable, field,  
 cereal, and fruit crops can cause significant reduction in productivity and thereby result in  
 10 increased costs to the consumer. Many products are commercially available for these  
 purposes, but the need continues for new compounds which are more effective, less costly,  
 less toxic, environmentally safer or have different sites of action. JP09208620 discloses  
*N*-phenylpyrazolylamine and *N*-pyridylpyrazolylamine derivatives as insecticides,  
 herbicides and fungicides; however the fungicides of the present invention are not disclosed  
 15 in this publication.

SUMMARY OF THE INVENTION

This invention is directed to compounds of Formula 1 (including all geometric and  
 stereoisomers), *N*-oxides, and salts thereof, agricultural compositions containing them and  
 their use as fungicides:

**1**

20

wherein

Q<sup>1</sup> is a phenyl ring or a naphthalenyl ring system, each ring or ring system optionally  
 substituted with up to 5 substituents independently selected from R<sup>3</sup>; or a 5- to  
 6-membered fully unsaturated heterocyclic ring or an 8- to 10-membered  
 25 heteroaromatic bicyclic ring system, each ring or ring system containing ring  
 members selected from carbon atoms and up to 4 heteroatoms independently  
 selected from up to 2 O, up to 2 S and up to 4 N atoms, wherein up to 3 carbon  
 ring members are independently selected from C(=O) and C(=S), and the sulfur  
 atom ring members are independently selected from S(=O)<sub>u</sub>(=NR<sup>14</sup>)<sub>v</sub>, each ring  
 30 or ring system optionally substituted with up to 5 substituents independently  
 selected from R<sup>3</sup> on carbon atom ring members and selected from cyano, C<sub>1</sub>-C<sub>6</sub>  
 alkyl, C<sub>2</sub>-C<sub>6</sub> alkenyl, C<sub>2</sub>-C<sub>6</sub> alkynyl, C<sub>3</sub>-C<sub>6</sub> cycloalkyl, C<sub>1</sub>-C<sub>6</sub> alkoxy, C<sub>2</sub>-C<sub>6</sub>

alkoxyalkyl, C<sub>2</sub>-C<sub>6</sub> alkylcarbonyl, C<sub>2</sub>-C<sub>6</sub> alkoxy carbonyl, C<sub>2</sub>-C<sub>6</sub> alkylaminoalkyl and C<sub>3</sub>-C<sub>6</sub> dialkylaminoalkyl on nitrogen atom ring members; Q<sup>2</sup> is a phenyl ring or a naphthalenyl ring system, each ring or ring system optionally substituted with up to 5 substituents independently selected from R<sup>3</sup>; or a 5- to 6-membered saturated, partially unsaturated or fully unsaturated heterocyclic ring or an 8- to 10-membered heteroaromatic bicyclic ring system, each ring or ring system containing ring members selected from carbon atoms and up to 4 heteroatoms independently selected from up to 2 O, up to 2 S and up to 4 N atoms, wherein up to 3 carbon ring members are independently selected from C(=O) and C(=S), and the sulfur atom ring members are independently selected from S(=O)<sub>u</sub>(=NR<sup>14</sup>)<sub>v</sub>, each ring or ring system optionally substituted with up to 5 substituents independently selected from R<sup>3</sup> on carbon atom ring members and selected from cyano, C<sub>1</sub>-C<sub>6</sub> alkyl, C<sub>2</sub>-C<sub>6</sub> alkenyl, C<sub>2</sub>-C<sub>6</sub> alkynyl, C<sub>3</sub>-C<sub>6</sub> cycloalkyl, C<sub>1</sub>-C<sub>6</sub> alkoxy, C<sub>2</sub>-C<sub>6</sub> alkoxyalkyl, C<sub>2</sub>-C<sub>6</sub> alkylcarbonyl, C<sub>2</sub>-C<sub>6</sub> alkoxy carbonyl, C<sub>2</sub>-C<sub>6</sub> alkylaminoalkyl and C<sub>3</sub>-C<sub>6</sub> dialkylaminoalkyl on nitrogen atom ring members; or C<sub>1</sub>-C<sub>12</sub> alkyl, C<sub>2</sub>-C<sub>12</sub> alkenyl, C<sub>2</sub>-C<sub>12</sub> alkynyl, C<sub>3</sub>-C<sub>12</sub> cycloalkyl or C<sub>3</sub>-C<sub>12</sub> cycloalkenyl, each optionally substituted with up to 5 substituents independently selected from R<sup>3</sup>;

X is O, S(O)<sub>m</sub>, NR<sup>4</sup>, CR<sup>15</sup>R<sup>16</sup>, C(=O) or C(=S);

R<sup>1</sup> is H, halogen, C<sub>1</sub>-C<sub>6</sub> alkyl, C<sub>1</sub>-C<sub>6</sub> haloalkyl, C<sub>2</sub>-C<sub>4</sub> alkenyl, C<sub>2</sub>-C<sub>4</sub> alkynyl, C<sub>3</sub>-C<sub>7</sub> cycloalkyl, CO<sub>2</sub>R<sup>5</sup>, C(O)NR<sup>6</sup>R<sup>7</sup>, cyano, C<sub>1</sub>-C<sub>6</sub> alkoxy, C<sub>1</sub>-C<sub>6</sub> haloalkoxy or C<sub>2</sub>-C<sub>5</sub> alkoxyalkyl; or

R<sup>1</sup> is phenyl optionally substituted with up to 3 R<sup>8</sup>; or a five- or six-membered nitrogen-containing aromatic heterocycle optionally substituted with up to 3 substituents independently selected from R<sup>9a</sup> on carbon atom ring members and R<sup>9b</sup> on nitrogen atom ring members;

R<sup>1a</sup> is H; or

R<sup>1a</sup> and R<sup>1</sup> are taken together with the carbon atom to which they are attached to form a cyclopropyl ring optionally substituted with up to 2 substituents independently selected from halogen and methyl;

R<sup>2</sup> is CH<sub>3</sub>, CH<sub>2</sub>CH<sub>3</sub>, halogen, cyano, cyanomethyl, halomethyl, hydroxymethyl, methoxy or methylthio; or cyclopropyl optionally substituted with up to 2 substituents independently selected from halogen and methyl;

each R<sup>3</sup> is independently selected from halogen, cyano, nitro, amino, methylamino, dimethylamino, formylamino, C<sub>2</sub>-C<sub>3</sub> alkylcarbonylamino, C<sub>1</sub>-C<sub>4</sub> alkyl, C<sub>1</sub>-C<sub>4</sub> haloalkyl, C<sub>1</sub>-C<sub>3</sub> alkoxy, C<sub>1</sub>-C<sub>3</sub> haloalkoxy, C<sub>1</sub>-C<sub>3</sub> alkylthio, C<sub>1</sub>-C<sub>3</sub> haloalkylthio, C<sub>1</sub>-C<sub>3</sub> alkylsulfinyl, C<sub>1</sub>-C<sub>3</sub> haloalkylsulfinyl, C<sub>1</sub>-C<sub>3</sub> alkylsulfonyl, C<sub>1</sub>-C<sub>3</sub> haloalkylsulfonyl, C<sub>1</sub>-C<sub>2</sub> alkylsulfonyloxy, C<sub>1</sub>-C<sub>2</sub>

haloalkylsulfonyloxy, C<sub>3</sub>-C<sub>4</sub> cycloalkyl, C<sub>3</sub>-C<sub>7</sub> cycloalkoxy, C<sub>4</sub>-C<sub>6</sub> alkylcycloalkyl, C<sub>4</sub>-C<sub>6</sub> cycloalkylalkyl, C<sub>3</sub>-C<sub>7</sub> halocycloalkyl, C<sub>2</sub>-C<sub>4</sub> alkenyl, C<sub>2</sub>-C<sub>4</sub> alkynyl, hydroxy, formyl, C<sub>2</sub>-C<sub>3</sub> alkylcarbonyl, C<sub>2</sub>-C<sub>3</sub> alkylcarbonyloxy, -SF<sub>5</sub>, -SCN, C(=S)NR<sup>19</sup>R<sup>20</sup> or -U-V-T;

5 R<sup>4</sup> is H, formyl, C<sub>2</sub>-C<sub>5</sub> alkenyl, C<sub>3</sub>-C<sub>5</sub> alkynyl, C<sub>3</sub>-C<sub>7</sub> cycloalkyl, -SO<sub>3</sub><sup>-</sup>M<sup>+</sup>, -S(=O)<sub>1</sub>R<sup>10</sup>, -(C=W)R<sup>11</sup>, NH<sub>2</sub> or OR<sup>21</sup>; or C<sub>1</sub>-C<sub>6</sub> alkyl or C<sub>1</sub>-C<sub>6</sub> haloalkyl, each optionally substituted with up to 2 R<sup>12</sup>;

R<sup>5</sup> is H, C<sub>1</sub>-C<sub>6</sub> alkyl or C<sub>1</sub>-C<sub>6</sub> haloalkyl;

10 R<sup>6</sup> and R<sup>7</sup> are independently selected from H, C<sub>1</sub>-C<sub>6</sub> alkyl, C<sub>1</sub>-C<sub>6</sub> haloalkyl, C<sub>3</sub>-C<sub>7</sub> cycloalkyl, C<sub>4</sub>-C<sub>8</sub> cycloalkylalkyl and C<sub>4</sub>-C<sub>8</sub> alkylcycloalkyl; or

R<sup>6</sup> and R<sup>7</sup> are taken together with the nitrogen atom to which they are connected to form a four- to seven-membered nonaromatic heterocyclic ring containing ring members, in addition to the connecting ring nitrogen atom, selected from carbon atoms and optionally up to one ring member selected from O, S(O)<sub>n</sub> and NR<sup>13</sup>;

15 each R<sup>8</sup>, R<sup>9a</sup> and R<sup>9b</sup> is independently selected from halogen, C<sub>1</sub>-C<sub>2</sub> alkyl, C<sub>1</sub>-C<sub>2</sub> haloalkyl, C<sub>1</sub>-C<sub>2</sub> alkoxy, C<sub>1</sub>-C<sub>2</sub> haloalkoxy, cyano, nitro, SCH<sub>3</sub>, S(O)CH<sub>3</sub> and S(O)<sub>2</sub>CH<sub>3</sub>;

R<sup>10</sup> is C<sub>1</sub>-C<sub>6</sub> alkyl or C<sub>1</sub>-C<sub>6</sub> haloalkyl;

20 each R<sup>11</sup> is independently C<sub>1</sub>-C<sub>6</sub> alkyl, C<sub>1</sub>-C<sub>6</sub> alkoxy, C<sub>2</sub>-C<sub>7</sub> alkoxyalkyl, C<sub>2</sub>-C<sub>7</sub> alkylaminoalkyl, C<sub>2</sub>-C<sub>8</sub> dialkylaminoalkyl, C<sub>1</sub>-C<sub>6</sub> alkylthio or C<sub>2</sub>-C<sub>7</sub> alkylthioalkyl;

each R<sup>12</sup> is independently C<sub>3</sub>-C<sub>7</sub> cycloalkyl, C<sub>1</sub>-C<sub>4</sub> alkoxy, C<sub>1</sub>-C<sub>4</sub> haloalkoxy, C<sub>1</sub>-C<sub>4</sub> alkylthio, C<sub>1</sub>-C<sub>4</sub> alkylsulfinyl, C<sub>1</sub>-C<sub>4</sub> alkylsulfonyl or cyano;

R<sup>13</sup> is H, C<sub>1</sub>-C<sub>3</sub> alkyl or C<sub>2</sub>-C<sub>3</sub> haloalkyl;

25 each R<sup>14</sup> is independently H, cyano, C<sub>1</sub>-C<sub>3</sub> alkyl or C<sub>1</sub>-C<sub>3</sub> haloalkyl;

R<sup>15</sup> is H, C<sub>1</sub>-C<sub>4</sub> alkyl or OR<sup>18</sup>;

R<sup>16</sup> is C<sub>1</sub>-C<sub>4</sub> alkyl or OR<sup>18</sup>; or

R<sup>15</sup> and R<sup>16</sup> are taken together as -OCH<sub>2</sub>CH<sub>2</sub>O-;

30 each R<sup>18</sup> is independently H, formyl, C<sub>3</sub>-C<sub>7</sub> cycloalkyl, -SO<sub>3</sub><sup>-</sup>M<sup>+</sup> or -(C=W)R<sup>11</sup>; or C<sub>1</sub>-C<sub>6</sub> alkyl or C<sub>1</sub>-C<sub>6</sub> haloalkyl, each optionally substituted with up to 2 R<sup>12</sup>;

each R<sup>19</sup> and R<sup>20</sup> is independently H or CH<sub>3</sub>;

R<sup>21</sup> is H, formyl, C<sub>3</sub>-C<sub>7</sub> cycloalkyl, -SO<sub>3</sub><sup>-</sup>M<sup>+</sup> or -(C=W)R<sup>11</sup>; or C<sub>1</sub>-C<sub>6</sub> alkyl or C<sub>1</sub>-C<sub>6</sub> haloalkyl, each optionally substituted with up to 2 R<sup>12</sup>;

each U is independently O, S(=O)<sub>w</sub>, NR<sup>22</sup> or a direct bond;

35 each V is independently C<sub>1</sub>-C<sub>6</sub> alkylene, C<sub>2</sub>-C<sub>6</sub> alkenylene, C<sub>3</sub>-C<sub>6</sub> alkynylene, C<sub>3</sub>-C<sub>6</sub> cycloalkylene or C<sub>3</sub>-C<sub>6</sub> cycloalkenylene, wherein up to 3 carbon atoms are independently selected from C(=O), each optionally substituted with up to 5

substituents independently selected from halogen, cyano, nitro, hydroxy, C<sub>1</sub>-C<sub>6</sub> alkyl, C<sub>1</sub>-C<sub>6</sub> haloalkyl, C<sub>1</sub>-C<sub>6</sub> alkoxy and C<sub>1</sub>-C<sub>6</sub> haloalkoxy;  
 each T is independently cyano, NR<sup>23a</sup>R<sup>23b</sup>, OR<sup>24</sup> or S(=O)<sub>y</sub>R<sup>25</sup>  
 each R<sup>22</sup> is independently H, C<sub>1</sub>-C<sub>6</sub> alkyl, C<sub>1</sub>-C<sub>6</sub> haloalkyl, C<sub>2</sub>-C<sub>6</sub> alkylcarbonyl, C<sub>2</sub>-C<sub>6</sub> alkoxy(alkylthio)carbonyl, C<sub>2</sub>-C<sub>6</sub> alkoxy(thiocarbonyl), C<sub>4</sub>-C<sub>8</sub> cycloalkylcarbonyl, C<sub>4</sub>-C<sub>8</sub> cycloalkoxy(alkylthio)carbonyl, C<sub>4</sub>-C<sub>8</sub> cycloalkoxy(thiocarbonyl);  
 each R<sup>23a</sup> and R<sup>23b</sup> is independently H, C<sub>1</sub>-C<sub>6</sub> alkyl, C<sub>1</sub>-C<sub>6</sub> haloalkyl, C<sub>2</sub>-C<sub>6</sub> alkenyl, C<sub>3</sub>-C<sub>6</sub> alkynyl, C<sub>3</sub>-C<sub>6</sub> cycloalkyl, C<sub>3</sub>-C<sub>6</sub> halocycloalkyl, C<sub>2</sub>-C<sub>6</sub> alkylcarbonyl, C<sub>2</sub>-C<sub>6</sub> alkoxy(alkylthio)carbonyl, C<sub>2</sub>-C<sub>6</sub> alkoxy(thiocarbonyl), C<sub>4</sub>-C<sub>8</sub> cycloalkylcarbonyl, C<sub>4</sub>-C<sub>8</sub> cycloalkoxy(alkylthio)carbonyl, C<sub>4</sub>-C<sub>8</sub> cycloalkoxy(thiocarbonyl); or  
 a pair of R<sup>23a</sup> and R<sup>23b</sup> attached to the same nitrogen atom are taken together with the nitrogen atom to form a 3- to 6-membered heterocyclic ring, the ring optionally substituted with up to 5 substituents independently selected from R<sup>26</sup>;  
 each R<sup>24</sup> and R<sup>25</sup> is independently H, C<sub>1</sub>-C<sub>6</sub> alkyl, C<sub>1</sub>-C<sub>6</sub> haloalkyl, C<sub>2</sub>-C<sub>6</sub> alkenyl, C<sub>3</sub>-C<sub>6</sub> alkynyl, C<sub>3</sub>-C<sub>6</sub> cycloalkyl, C<sub>3</sub>-C<sub>6</sub> halocycloalkyl, C<sub>2</sub>-C<sub>6</sub> alkylcarbonyl, C<sub>2</sub>-C<sub>6</sub> alkoxy(alkylthio)carbonyl, C<sub>2</sub>-C<sub>6</sub> alkoxy(thiocarbonyl), C<sub>4</sub>-C<sub>8</sub> cycloalkylcarbonyl, C<sub>4</sub>-C<sub>8</sub> cycloalkoxy(alkylthio)carbonyl, C<sub>4</sub>-C<sub>8</sub> cycloalkoxy(thiocarbonyl);  
 each R<sup>26</sup> is independently halogen, C<sub>1</sub>-C<sub>6</sub> alkyl, C<sub>1</sub>-C<sub>6</sub> haloalkyl or C<sub>1</sub>-C<sub>6</sub> alkoxy;  
 each W is independently O or S;  
 each M<sup>+</sup> is independently a cation;  
 m is 0, 1 or 2;  
 n is 0, 1 or 2;  
 t is 0, 1 or 2;  
 each u and v are independently 0, 1 or 2 in each instance of S(=O)<sub>u</sub>(=NR<sup>14</sup>)<sub>v</sub>, provided that the sum of u and v is 0, 1 or 2;  
 each w is independently 0, 1 or 2; and  
 each y is independently 0, 1 or 2;

provided that:

when Q<sup>2</sup> is a phenyl ring substituted on at least one ortho position with a substituent selected from -U-V-T wherein U is a direct bond, V is C(=O) and T is NR<sup>23a</sup>R<sup>23b</sup> or OR<sup>24</sup>, then X is other than NR<sup>4</sup>.

More particularly, this invention pertains to a compound of Formula 1 (including all geometric and stereoisomers), an *N*-oxide or a salt thereof.

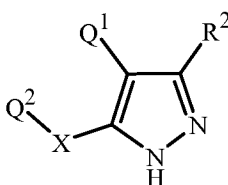
This invention also relates to a fungicidal composition comprising a compound of Formula 1, an *N*-oxide, or a salt thereof, and at least one additional component selected from the group consisting of surfactants, solid diluents and liquid diluents.

This invention also relates to a fungicidal composition comprising: (a) a compound of Formula 1, an *N*-oxide, or a salt thereof, and (b) at least one other fungicide (e.g., at least one other fungicide having a different site of action).

This invention further relates to a method for controlling plant diseases caused by fungal plant pathogens comprising applying to the plant or portion thereof, or to the plant seed, a fungicidally effective amount of a compound of the invention (e.g., as a composition described herein).

This invention also relates to a composition comprising a compound of Formula 1, an *N*-oxide, or a salt thereof, and at least one invertebrate pest control compound or agent.

The invention also relates to compounds of Formula 2 (including all geometric and stereoisomers) and salts thereof



2

15

wherein

X is NH; and

Q<sup>1</sup>, Q<sup>2</sup> and R<sup>2</sup> are as defined above for Formula 1;

provided that:

- (a) when Q<sup>2</sup> is a phenyl ring substituted on at least one ortho position with a substituent selected from -U-V-T wherein U is a direct bond and T is NR<sup>23a</sup>R<sup>23b</sup> or OR<sup>24</sup>, then V is other than C(=O); and
- (b) when Q<sup>1</sup> is phenyl and Q<sup>2</sup> is 4-(trifluoromethyl)phenyl, then R<sup>2</sup> is other than methyl;

and to use of said compounds as intermediates for preparing compounds of Formula 1. More particularly, the present invention pertains to a compound of Formula 2 or a salt thereof.

#### DETAILS OF THE INVENTION

As used herein, the terms “comprises,” “comprising,” “includes,” “including,” “has,” “having,” “contains,” “containing,” “characterized by” or any other variation thereof, are intended to cover a non-exclusive inclusion, subject to any limitation explicitly indicated. For example, a composition, mixture, process or method that comprises a list of elements is not necessarily limited to only those elements but may include other elements not expressly listed or inherent to such composition, mixture, process or method.

30

The transitional phrase “consisting of” excludes any element, step, or ingredient not specified. If in the claim, such would close the claim to the inclusion of materials other than those recited except for impurities ordinarily associated therewith. When the phrase “consisting of” appears in a clause of the body of a claim, rather than immediately following the preamble, it limits only the element set forth in that clause; other elements are not excluded from the claim as a whole.

The transitional phrase “consisting essentially of” is used to define a composition or method that includes materials, steps, features, components, or elements, in addition to those literally disclosed, provided that these additional materials, steps, features, components, or elements do not materially affect the basic and novel characteristic(s) of the claimed invention. The term “consisting essentially of” occupies a middle ground between “comprising” and “consisting of”.

Where applicants have defined an invention or a portion thereof with an open-ended term such as “comprising,” it should be readily understood that (unless otherwise stated) the description should be interpreted to also describe such an invention using the terms “consisting essentially of” or “consisting of.”

Further, unless expressly stated to the contrary, “or” refers to an inclusive or and not to an exclusive or. For example, a condition A or B is satisfied by any one of the following: A is true (or present) and B is false (or not present), A is false (or not present) and B is true (or present), and both A and B are true (or present).

Also, the indefinite articles “a” and “an” preceding an element or component of the invention are intended to be nonrestrictive regarding the number of instances (i.e. occurrences) of the element or component. Therefore “a” or “an” should be read to include one or at least one, and the singular word form of the element or component also includes the plural unless the number is obviously meant to be singular.

As referred to in the present disclosure and claims, “plant” includes members of Kingdom Plantae, particularly seed plants (Spermatopsida), at all life stages, including young plants (e.g., germinating seeds developing into seedlings) and mature, reproductive stages (e.g., plants producing flowers and seeds). Portions of plants include geotropic members typically growing beneath the surface of the growing medium (e.g., soil), such as roots, tubers, bulbs and corms, and also members growing above the growing medium, such as foliage (including stems and leaves), flowers, fruits and seeds.

As referred to herein, the term “seedling”, used either alone or in a combination of words means a young plant developing from the embryo of a seed.

As used herein, the term “alkylating agent” refers to a chemical compound in which a carbon-containing radical is bound through a carbon atom to leaving group such as halide or sulfonate, which is displaceable by bonding of a nucleophile to said carbon atom. Unless otherwise indicated, the term “alkylating” does not limit the carbon-containing radical to

alkyl; the carbon-containing radicals in alkylating agents include the variety of carbon-bound substituent radicals specified for R<sup>1</sup>.

Generally when a molecular fragment (i.e. radical) is denoted by a series of atom symbols (e.g., C, H, N, O, S) the implicit point or points of attachment will be easily recognized by those skilled in the art. In some instances herein, particularly when alternative points of attachment are possible, the point or points of attachment may be explicitly indicated by a hyphen (“-”). For example, “-SCN” indicates that the point of attachment is the sulfur atom (i.e. thiocyanato, not isothiocyanato).

In the above recitations, the term “alkyl”, used either alone or in compound words such as “alkylthio” or “haloalkyl” includes straight-chain or branched alkyl, such as, methyl, ethyl, *n*-propyl, *i*-propyl, or the different butyl, pentyl or hexyl isomers. “Alkenyl” includes straight-chain or branched alkenes such as ethenyl, 1-propenyl, 2-propenyl, and the different butenyl isomers. “Alkenyl” also includes polyenes such as 1,2-propadienyl. “Alkynyl” includes straight-chain or branched alkynes such as ethynyl, 1-propynyl, 2-propynyl and the different butynyl isomers. “Alkenylene” denotes a straight-chain or branched alkenediyl containing one olefinic bond. Examples of “alkenylene” include CH=CH, CH<sub>2</sub>CH=CH, CH=C(CH<sub>3</sub>). “Alkynylene” denotes a straight-chain or branched alkynediyl containing one triple bond. Examples of “alkynylene” include CH<sub>2</sub>C≡C, C≡CCH<sub>2</sub> and the different butynylene, pentynylene and hexynylene isomers.

“Alkoxy” includes, for example, methoxy, ethoxy, *n*-propyloxy, isopropyloxy and the different butoxy, pentoxy and hexyloxy isomers. “Alkoxyalkyl” denotes alkoxy substitution on alkyl. Examples of “alkoxyalkyl” include CH<sub>3</sub>OCH<sub>2</sub>, CH<sub>3</sub>OCH<sub>2</sub>CH<sub>2</sub>, CH<sub>3</sub>CH<sub>2</sub>OCH<sub>2</sub>, CH<sub>3</sub>CH<sub>2</sub>CH<sub>2</sub>CH<sub>2</sub>OCH<sub>2</sub> and CH<sub>3</sub>CH<sub>2</sub>OCH<sub>2</sub>CH<sub>2</sub>. “Alkylthio” includes branched or straight-chain alkylthio moieties such as methylthio, ethylthio, and the different propylthio, butylthio, pentylthio and hexylthio isomers. “Alkylsulfinyl” includes both enantiomers of an alkylsulfinyl group. Examples of “alkylsulfinyl” include CH<sub>3</sub>S(O)-, CH<sub>3</sub>CH<sub>2</sub>S(O)-, CH<sub>3</sub>CH<sub>2</sub>CH<sub>2</sub>S(O)-, (CH<sub>3</sub>)<sub>2</sub>CHS(O)- and the different butylsulfinyl isomers. Examples of “alkylsulfonyl” include CH<sub>3</sub>S(O)<sub>2</sub>-, CH<sub>3</sub>CH<sub>2</sub>S(O)<sub>2</sub>-, CH<sub>3</sub>CH<sub>2</sub>CH<sub>2</sub>S(O)<sub>2</sub>-, (CH<sub>3</sub>)<sub>2</sub>CHS(O)<sub>2</sub>-, and the different butylsulfonyl isomers. “Alkylthioalkyl” denotes alkylthio substitution on alkyl. Examples of “alkylthioalkyl” include CH<sub>3</sub>SCH<sub>2</sub>, CH<sub>3</sub>SCH<sub>2</sub>CH<sub>2</sub>, CH<sub>3</sub>CH<sub>2</sub>SCH<sub>2</sub>, CH<sub>3</sub>CH<sub>2</sub>CH<sub>2</sub>CH<sub>2</sub>SCH<sub>2</sub> and CH<sub>3</sub>CH<sub>2</sub>SCH<sub>2</sub>CH<sub>2</sub>. “(Alkylthio)carbonyl” denotes a straight-chain or branched alkylthio group bonded to a C(=O) moiety. Examples of “(alkylthio)carbonyl” include CH<sub>3</sub>SC(=O), CH<sub>3</sub>CH<sub>2</sub>CH<sub>2</sub>SC(=O) and (CH<sub>3</sub>)<sub>2</sub>CHSC(=O). “Alkoxy(thiocarbonyl)” denotes a straight-chain or branched alkoxy group bonded to a C(=S) moiety. Examples of “alkoxy(thiocarbonyl)” include CH<sub>3</sub>OC(=S), CH<sub>3</sub>CH<sub>2</sub>CH<sub>2</sub>OC(=S) and (CH<sub>3</sub>)<sub>2</sub>CHOC(=S). “Alkylaminoalkyl” denotes a straight-chain or branched alkyl moieties bonded to a nitrogen atom of an amino(straight-chain or branched)alkyl moiety. Examples of “alkylaminoalkyl” include CH<sub>3</sub>NHCH<sub>2</sub>-,



(CH<sub>3</sub>)<sub>2</sub>CHNHCH<sub>2</sub>- and CH<sub>3</sub>NHCH(CH<sub>3</sub>)-. "Dialkylaminoalkyl" denotes two independent straight-chain or branched alkyl moieties bonded to a nitrogen atom of an amino(straight-chain or branched)alkyl moiety. Examples of "dialkylaminoalkyl" include (CH<sub>3</sub>)<sub>2</sub>NCH<sub>2</sub>-, (CH<sub>3</sub>)<sub>2</sub>CH(CH<sub>3</sub>)NCH<sub>2</sub>- and (CH<sub>3</sub>)<sub>2</sub>NCH(CH<sub>3</sub>)-. The term "alkylcarbonylamino" denotes alkyl bonded to a C(=O)NH moiety. Examples of "alkylcarbonylamino" include CH<sub>3</sub>CH<sub>2</sub>C(=O)NH and CH<sub>3</sub>CH<sub>2</sub>CH<sub>2</sub>C(=O)NH.

"Cycloalkyl" includes, for example, cyclopropyl, cyclobutyl, cyclopentyl and cyclohexyl. The term "alkylcycloalkyl" denotes alkyl substitution on a cycloalkyl moiety and includes, for example, ethylcyclopropyl, *i*-propylcyclobutyl, 3-methylcyclopentyl and 4-methylcyclohexyl. The term "cycloalkylalkyl" denotes cycloalkyl substitution on an alkyl moiety. Examples of "cycloalkylalkyl" include cyclopropylmethyl, cyclopentylethyl, and other cycloalkyl moieties bonded to straight-chain or branched alkyl groups. The term "cycloalkoxy" denotes cycloalkyl linked through an oxygen atom such as cyclopentyloxy and cyclohexyloxy. "Cycloalkenyl" includes carbocyclic rings that contain only one double bond such as cyclopentenyl and cyclohexenyl, as well as carbocyclic rings with more than one double bond such as 1,3- and 1,4-cyclohexadienyl, but are not aromatic. "Cycloalkylcarbonyl" denotes cycloalkyl bonded to a C(=O) group including, for example, cyclopropylcarbonyl and cyclopentylcarbonyl. The term "cycloalkoxycarbonyl" means cycloalkoxy bonded to a C(=O) group, for example, cyclopropyloxycarbonyl and cyclopentyloxycarbonyl. The term "cycloalkylene" denotes a cycloalkanedyl ring. Examples of "cycloalkylene" include cyclopropylene, cyclobutylene, cyclopentylene and cyclohexylene. The term "cycloalkenylene" denotes a cycloalkenedyl ring containing one olefinic bond. Examples of "cycloalkenylene" include cyclopropenedyl and cyclopentenedyl.

The term "halogen", either alone or in compound words such as "haloalkyl", or when used in descriptions such as "alkyl substituted with halogen" includes fluorine, chlorine, bromine or iodine. Further, when used in compound words such as "haloalkyl", or when used in descriptions such as "alkyl substituted with halogen" said alkyl may be partially or fully substituted with halogen atoms which may be the same or different. Examples of "haloalkyl" or "alkyl substituted with halogen" include F<sub>3</sub>C-, ClCH<sub>2</sub>-, CF<sub>3</sub>CH<sub>2</sub>- and CF<sub>3</sub>CCl<sub>2</sub>-. The terms "halocycloalkyl", "haloalkoxy", "haloalkylthio", and the like, are defined analogously to the term "haloalkyl". Examples of "haloalkoxy" include CH<sub>2</sub>FO-, CHF<sub>2</sub>O-, CF<sub>3</sub>O-, CCl<sub>3</sub>CH<sub>2</sub>O-, HCF<sub>2</sub>CH<sub>2</sub>CH<sub>2</sub>O- and CF<sub>3</sub>CH<sub>2</sub>O-. Examples of "fluoroalkoxy" include CH<sub>2</sub>FO-, CHF<sub>2</sub>O-, CF<sub>3</sub>O-, HCF<sub>2</sub>CH<sub>2</sub>CH<sub>2</sub>O- and CF<sub>3</sub>CH<sub>2</sub>O-. Examples of "fluoromethoxy" include CH<sub>2</sub>FO-, CHF<sub>2</sub>O- and CF<sub>3</sub>O-. Examples of "haloalkylthio" include CCl<sub>3</sub>S-, CF<sub>3</sub>S-, CCl<sub>3</sub>CH<sub>2</sub>S- and ClCH<sub>2</sub>CH<sub>2</sub>CH<sub>2</sub>S-. Examples of "haloalkylsulfinyl" include CF<sub>3</sub>S(O)-, CCl<sub>3</sub>S(O)-, CF<sub>3</sub>CH<sub>2</sub>S(O)- and CF<sub>3</sub>CF<sub>2</sub>S(O)-. Examples of "haloalkylsulfonyl" include CF<sub>3</sub>S(O)<sub>2</sub>-, CCl<sub>3</sub>S(O)<sub>2</sub>-, CF<sub>3</sub>CH<sub>2</sub>S(O)<sub>2</sub>- and CF<sub>3</sub>CF<sub>2</sub>S(O)<sub>2</sub>-.

The total number of carbon atoms in a substituent group is indicated by the “C<sub>1</sub>–C<sub>j</sub>” prefix where i and j are numbers from 1 to 12. For example, C<sub>1</sub>–C<sub>4</sub> alkylsulfonyl designates methylsulfonyl through butylsulfonyl; C<sub>2</sub> alkoxyalkyl designates CH<sub>3</sub>OCH<sub>2</sub>-; C<sub>3</sub> alkoxyalkyl designates, for example, CH<sub>3</sub>CH(OCH<sub>3</sub>)-, CH<sub>3</sub>OCH<sub>2</sub>CH<sub>2</sub>- or CH<sub>3</sub>CH<sub>2</sub>OCH<sub>2</sub>-; and C<sub>4</sub> alkoxyalkyl designates the various isomers of an alkyl group substituted with an alkoxy group containing a total of four carbon atoms, examples including CH<sub>3</sub>CH<sub>2</sub>CH<sub>2</sub>OCH<sub>2</sub>- and CH<sub>3</sub>CH<sub>2</sub>OCH<sub>2</sub>CH<sub>2</sub>-.

As used herein, the following definitions shall apply unless otherwise indicated. The term “optionally substituted” is used interchangeably with the phrase “substituted or unsubstituted” or with the term “(un)substituted.” Unless otherwise indicated, an optionally substituted group may have a substituent at each substitutable position of the group, and each substitution is independent of the other.

The term “unsubstituted” in connection with a group such as a ring or ring system means the group does not have any substituents other than its one or more attachments to the remainder of Formula 1. The term “optionally substituted” means that the number of substituents can be zero. Unless otherwise indicated, optionally substituted groups may be substituted with as many optional substituents as can be accommodated by replacing a hydrogen atom with a non-hydrogen substituent on any available carbon or nitrogen atom. The number of optional substituents may be restricted by an expressed limitation. For example, the phrase “optionally substituted with up to 3 substituents selected from R<sup>9a</sup> on carbon ring members” means that 0, 1, 2 or 3 substituents can be present (if the number of potential connection points allows). Similarly, the phrase “optionally substituted with up to 5 substituents selected from R<sup>3</sup> on carbon ring members” means that 0, 1, 2, 3, 4 or 5 substituents can be present if the number of available connection points allows. When a range specified for the number of substituents (e.g., r being an integer from 0 to 4 or from 0 to 3 for 5- and 6-membered nitrogen-containing heterocycles in Exhibit A) exceeds the number of positions available for substituents on a ring (e.g., 2 positions available for (R<sup>a</sup>)<sub>r</sub> on U-27 in Exhibit A), the actual higher end of the range is recognized to be the number of available positions.

When a compound is substituted with a substituent bearing a subscript that indicates the number of said substituents can exceed 1, said substituents (when they exceed 1) are independently selected from the group of defined substituents, e.g., (R<sup>3</sup>)<sub>p</sub> in Table 1 where p is 0, 1, 2, 3, 4 or 5. When a group contains a substituent which can be hydrogen, for example R<sup>1</sup>, R<sup>4</sup>, R<sup>5</sup>, R<sup>6</sup>, R<sup>7</sup> or R<sup>13</sup>, then when this substituent is taken as hydrogen, it is recognized that this is equivalent to said group being unsubstituted. When a variable group is shown to be optionally attached to a position, for example (R<sup>a</sup>)<sub>r</sub> in H-23 of Exhibit 1, wherein r may be 0, then hydrogen may be at the position even if not recited in the variable

group definition. When one or more positions on a group are said to be “not substituted” or “unsubstituted”, then hydrogen atoms are attached to take up any free valency.

The variables “m”, “n”, “t”, “u”, “v”, “w” and “y” in the Summary of the Invention and corresponding parts of the patent specification relate to subscripts appearing to the right of atoms or other molecular fragments within parentheses and denote the integral number of instances present of the atoms or other molecular fragments within the parentheses. “m” relates to “S(O)<sub>m</sub>”, “n” relates to “S(O)<sub>n</sub>”, “t” relates to “-S(=O)<sub>t</sub>R<sup>10</sup>”, “u” and “v” relate to “S(=O)<sub>u</sub>(=NR<sup>14</sup>)<sub>v</sub>”, “w” relates to “S(=O)<sub>w</sub>”, and “y” relates to “S(=O)<sub>y</sub>R<sup>25</sup>”. For example, “m” being 0, 1 or 2 means that “S(O)<sub>m</sub>” can be “S”, “S(O)” or “S(O)<sub>2</sub>”.

Unless otherwise indicated, a “ring” as a component of Formula 1 is carbocyclic or heterocyclic. The term “ring system” as a component of Formula 1 denotes two fused rings (e.g., a phenyl ring fused to a pyridinyl ring to form quinolinyl). The term “ring member” refers to an atom or other moiety (e.g., O, S(O), S(O)<sub>2</sub> or S(=O)<sub>u</sub>(=NR<sup>14</sup>)<sub>v</sub>) forming the backbone of a ring or ring system.

The term “carbocyclic ring” denotes a ring wherein the atoms forming the ring backbone are selected only from carbon. Unless otherwise indicated, a carbocyclic ring can be a saturated, partially unsaturated, or fully unsaturated ring. “Saturated carbocyclic” refers to a ring having a backbone consisting of carbon atoms linked to one another by single bonds; unless otherwise specified, the remaining carbon valences are occupied by hydrogen atoms.

The terms “heterocyclic ring” or “heterocycle” denote a ring or ring system in which at least one atom forming the ring backbone is not carbon, e.g., nitrogen, oxygen or sulfur. Typically a heterocyclic ring contains no more than 4 nitrogens, no more than 2 oxygens and no more than 2 sulfurs. Unless otherwise indicated, a heterocyclic ring can be a saturated, partially unsaturated, or fully unsaturated ring. The term “saturated heterocyclic ring” refers to a heterocyclic ring containing only single bonds between ring members. In regards to degree of saturation, “a partially unsaturated heterocyclic ring” is intermediate between a saturated heterocyclic ring and a fully unsaturated heterocyclic ring (which may be aromatic). Therefore, as referred to in the present disclosure and claims, the term “partially unsaturated heterocyclic ring” denotes a heterocyclic ring comprising at least one ring member bonded to an adjacent ring member through a double bond and which conceptually potentially accommodates a number of non-cumulated double bonds between adjacent ring members (i.e. in its fully unsaturated counterpart form) greater than the number of double bonds present (i.e. in its partially unsaturated form). When a fully unsaturated heterocyclic ring satisfies Hückel’s rule, then said ring is also called a “heteroaromatic ring” or “aromatic heterocyclic ring”. The terms “heteroaromatic ring system” and “heteroaromatic bicyclic ring system” denote a ring system in which at least one atom forming the ring backbone is not carbon, e.g., nitrogen, oxygen or sulfur, and at least one ring is aromatic. Unless

otherwise indicated, heterocyclic rings and ring systems can be attached through any available carbon or nitrogen by replacement of a hydrogen on said carbon or nitrogen.

“Aromatic” indicates that each of the ring atoms is essentially in the same plane and has a *p*-orbital perpendicular to the ring plane, and that  $(4n + 2) \pi$  electrons, where *n* is a positive integer, are associated with the ring to comply with Hückel’s rule. The term “aromatic heterocyclic ring system” denotes a heterocyclic ring system in which at least one ring of the ring system is aromatic. The term “nonaromatic ring system” denotes a carbocyclic or heterocyclic ring system that may be fully saturated, as well as partially or fully unsaturated, provided that none of the rings in the ring system are aromatic. The term “four- to seven-membered nonaromatic heterocyclic ring” refers to rings containing four to seven ring members and which do not satisfy Hückel’s rule. This term (as used where R<sup>6</sup> and R<sup>7</sup> are taken together) is not limited by carbon atoms only and can include ring members selected from O, S(O)<sub>n</sub> and NR<sup>13</sup>.

In the context of the present invention when an instance of Q<sup>1</sup>, Q<sup>2</sup> or R<sup>1</sup> comprises a phenyl or a 6-membered fully unsaturated heterocyclic ring, the ortho, meta and para positions of each ring is relative to the connection of the ring to the remainder of Formula 1.

As noted above, Q<sup>1</sup>, Q<sup>2</sup> and R<sup>1</sup> can be (among others) phenyl optionally substituted with one or more substituents selected from a group of substituents as defined in the Summary of the Invention. An example of phenyl optionally substituted with one to five substituents is the ring illustrated as U-57 in Exhibit A, wherein R<sup>8</sup> is as defined in the Summary of the Invention for R<sup>8</sup> and *q* is an integer from 0 to 5.

As noted above, Q<sup>1</sup> is, *inter alia*, a 5- to 6-membered fully unsaturated heterocyclic ring or an 8- to 10-membered heteroaromatic bicyclic ring system, each ring or ring system containing ring members selected from carbon atoms and up to 4 heteroatoms independently selected from up to 2 O, up to 2 S and up to 4 N atoms, wherein up to 3 carbon atom ring members are independently selected from C(=O) and C(=S), the sulfur atom ring members are independently selected from S(=O)<sub>u</sub>(=NR<sup>14</sup>)<sub>v</sub>, each ring or ring system optionally substituted with up to 5 substituents independently selected from any substituent defined in the Summary of the Invention for Q<sup>1</sup> (e.g., a Q<sup>1</sup> ring or ring system is optionally substituted with R<sup>3</sup> on carbon ring members and cyano, C<sub>1</sub>-C<sub>6</sub> alkyl, C<sub>2</sub>-C<sub>6</sub> alkenyl, C<sub>2</sub>-C<sub>6</sub> alkynyl, C<sub>3</sub>-C<sub>6</sub> cycloalkyl, C<sub>1</sub>-C<sub>6</sub> alkoxy, C<sub>2</sub>-C<sub>6</sub> alkoxyalkyl, C<sub>2</sub>-C<sub>6</sub> alkylcarbonyl, C<sub>2</sub>-C<sub>6</sub> alkoxyalkyl, C<sub>2</sub>-C<sub>6</sub> alkylaminoalkyl and C<sub>3</sub>-C<sub>6</sub> dialkylaminoalkyl on nitrogen atom ring members). Similarly, Q<sup>2</sup> is, *inter alia*, a 5- to 6-membered saturated, partially unsaturated or fully unsaturated heterocyclic ring or an 8- to 10-membered heteroaromatic bicyclic ring system, each ring or ring system containing ring members selected from carbon atoms and up to 4 heteroatoms independently selected from up to 2 O, up to 2 S and up to 4 N atoms, wherein up to 3 carbon atom ring members are independently selected from C(=O) and C(=S), the sulfur atom ring members are independently selected from S(=O)<sub>u</sub>(=NR<sup>14</sup>)<sub>v</sub>, each

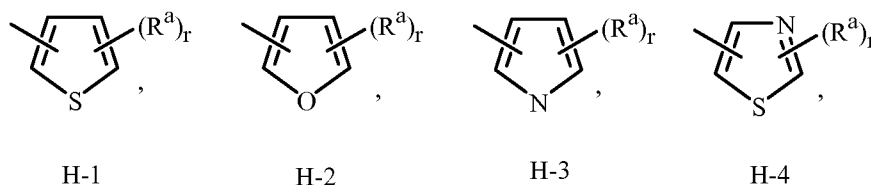
ring or ring system optionally substituted with up to 5 substituents independently selected from any substituent defined in the Summary of the Invention for Q<sup>2</sup>. As the substituents on the ring or ring system of Q<sup>1</sup> or Q<sup>2</sup> are optional, 0 to 5 substituents may be present, limited only by the number of available points of attachment. In these definitions of heterocyclic ring and heteroaromatic ring system, the ring members selected from up to 2 O, up to 2 S and up to 4 N atoms are optional, provided at least one ring member is not carbon (e.g., N, O or S). The definition of S(=O)<sub>u</sub>(=NR<sup>14</sup>)<sub>v</sub> allows the up to 2 sulfur ring members, to be oxidized sulfur moieties (e.g., S(=O) or S(=O)<sub>2</sub>) or unoxidized sulfur atoms (i.e. when u and v are both zero). The nitrogen atom ring members may be oxidized as N-oxides, because compounds relating to Formula 1 also include N-oxide derivatives. The up to 3 carbon atom ring members selected from C(=O) and C(=S) are in addition to the up to 4 heteroatoms selected from up to 2 O, up to 2 S and up to 4 N atoms.

Also as noted above, R<sup>1</sup> can be (among others) 5- or 6-membered nitrogen-containing aromatic heterocycle, which may be optionally substituted with one or more substituents selected from a group of substituents as defined in the Summary of Invention.

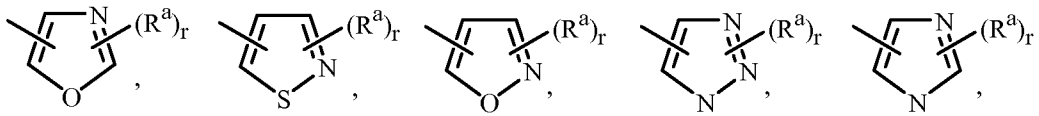
When R<sup>1</sup> is phenyl or a 5- or 6- membered nitrogen-containing aromatic heterocycle, it may be attached to the remainder of Formula 1 through any available carbon or nitrogen ring atom, unless otherwise described. Likewise, the ring or ring system of Q<sup>1</sup> or Q<sup>2</sup> may be attached to the remainder of Formula 1 through any available carbon or nitrogen ring atom, unless otherwise described.

Examples of a 5- to 6-membered fully unsaturated heterocyclic ring include the rings H-1 through H-39 illustrated in Exhibit 1, and examples of an 8- to 10-membered heteroaromatic bicyclic ring system include the ring systems B-1 through B-39 illustrated in Exhibit 2. In Exhibits 1 and 2 the variable R<sup>a</sup> is any substituent as defined in the Summary of the Invention for Q<sup>1</sup>, Q<sup>2</sup> or R<sup>1</sup> (e.g., a Q<sup>1</sup> ring or ring system is optionally substituted with R<sup>3</sup> on carbon ring members and cyano, C<sub>1</sub>-C<sub>6</sub> alkyl, C<sub>2</sub>-C<sub>6</sub> alkenyl, C<sub>2</sub>-C<sub>6</sub> alkynyl, C<sub>3</sub>-C<sub>6</sub> cycloalkyl, C<sub>1</sub>-C<sub>6</sub> alkoxy, C<sub>2</sub>-C<sub>6</sub> alkoxyalkyl, C<sub>2</sub>-C<sub>6</sub> alkylcarbonyl, C<sub>2</sub>-C<sub>6</sub> alkoxy carbonyl, C<sub>2</sub>-C<sub>6</sub> alkylaminoalkyl and C<sub>3</sub>-C<sub>6</sub> dialkylaminoalkyl on nitrogen atom ring members) and r is an integer from 0 to 5 for Q<sup>1</sup> and Q<sup>2</sup> or from 0 to 3 for R<sup>1</sup>, limited by the number of available positions on each depicted ring or ring system.

#### Exhibit 1



13



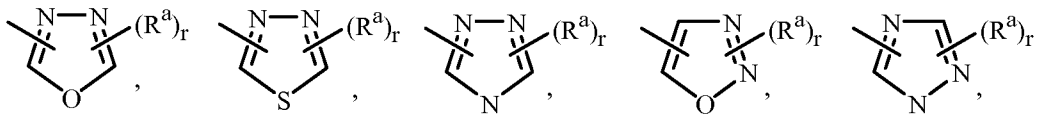
H-5

H-6

H-7

H-8

H-9



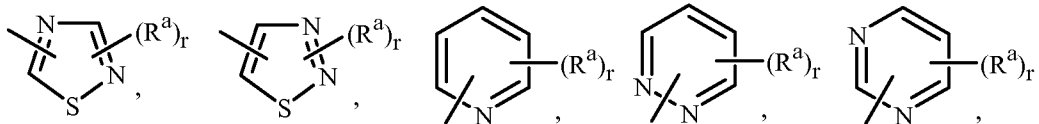
H-10

H-11

H-12

H-13

H-14



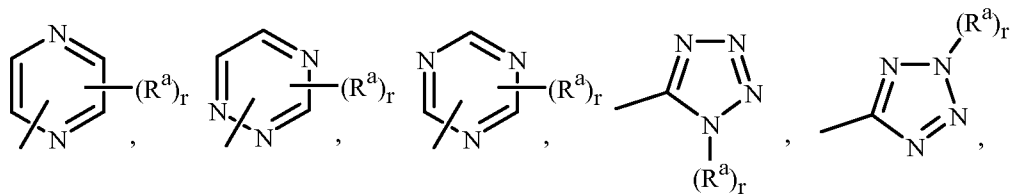
H-15

H-16

H-17

H-18

H-19



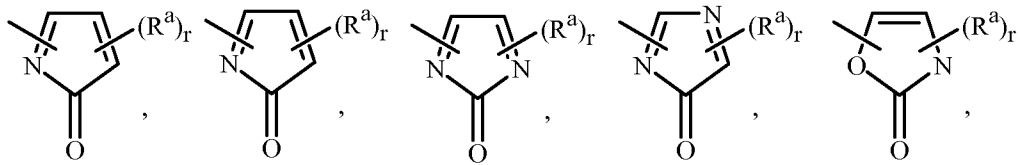
H-20

H-21

H-22

H-23

H-24



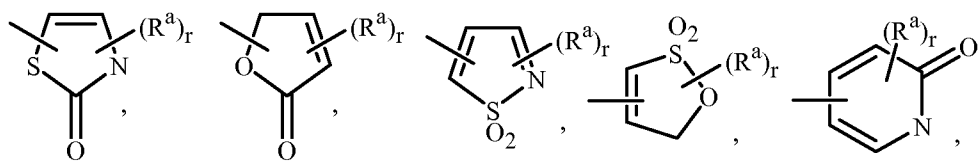
H-25

H-26

H-27

H-28

H-29



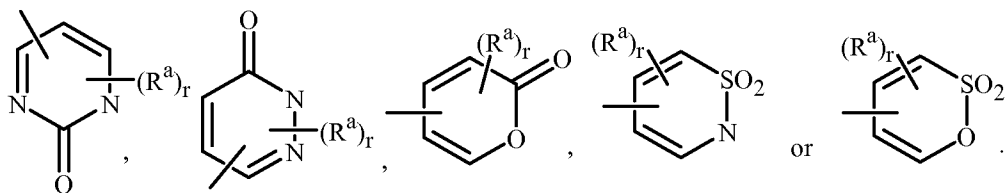
H-30

H-31

H-32

H-33

H-34



H-35

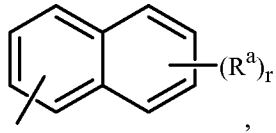
H-36

H-37

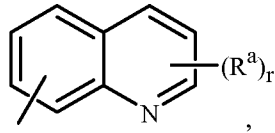
H-38

H-39

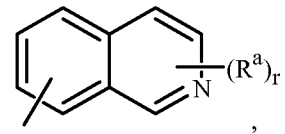
Exhibit 2



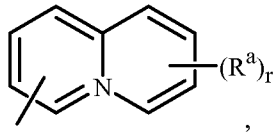
B-1



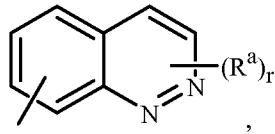
B-2



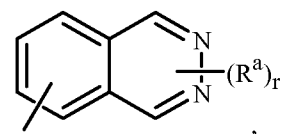
B-3



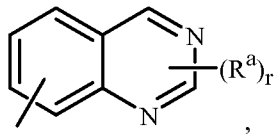
B-4



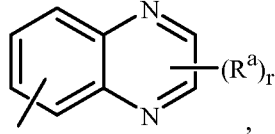
B-5



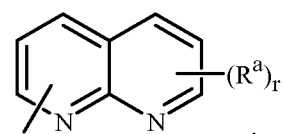
B-6



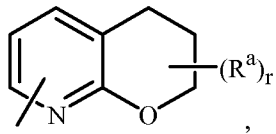
B-7



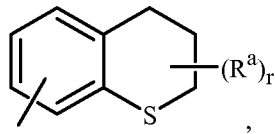
B-8



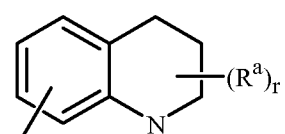
B-9



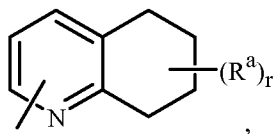
B-10



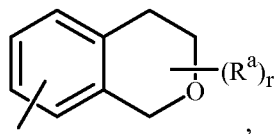
B-11



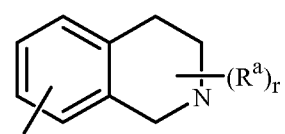
B-12



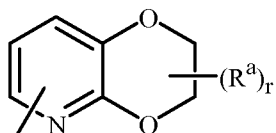
B-13



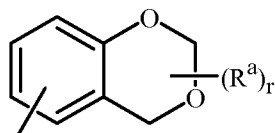
B-14



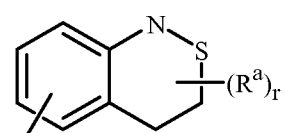
B-15



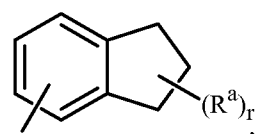
B-16



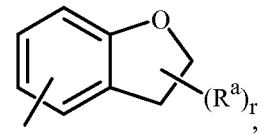
B-17



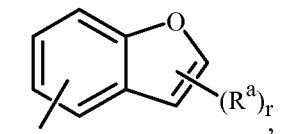
B-18



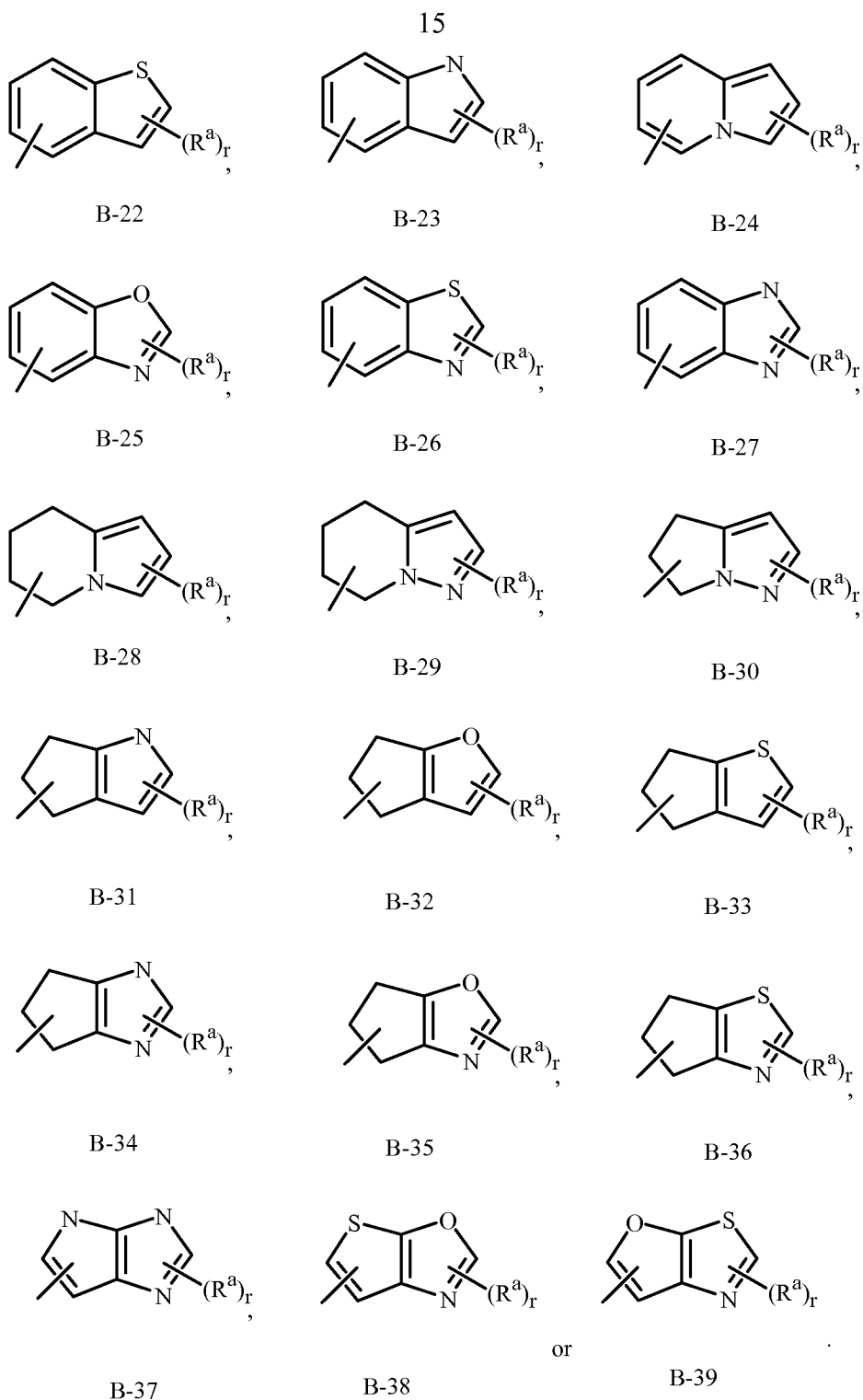
B-19



B-20



B-21



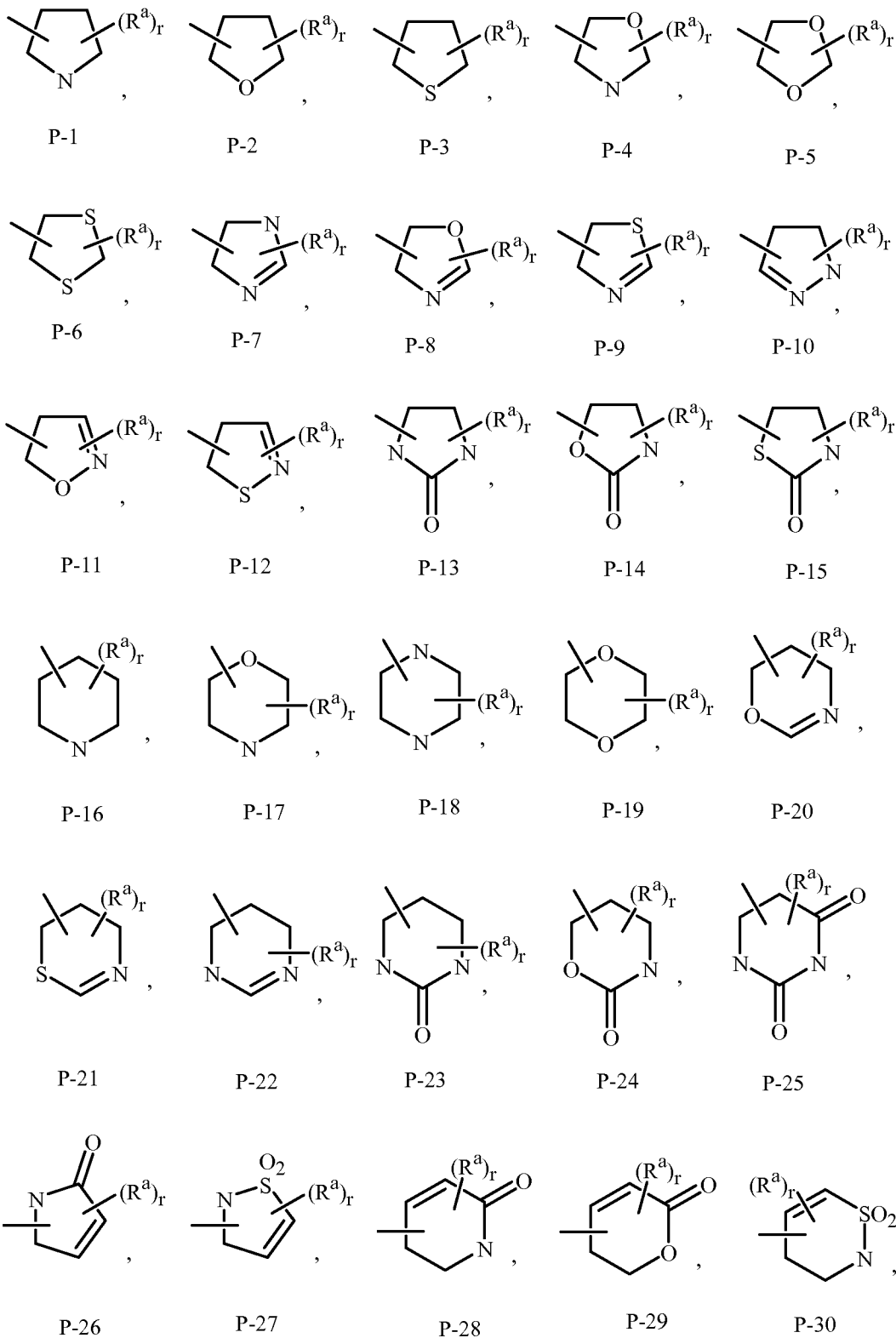
5           Examples of a saturated or partially unsaturated 5- to 6-membered fully unsaturated heterocyclic ring include the rings P-1 through P-40 illustrated in Exhibit 3. In Exhibit 3 the variable R<sup>a</sup> is any substituent as defined in the Summary of the Invention for Q<sup>2</sup> (e.g., a Q<sup>2</sup> ring is optionally substituted with R<sup>3</sup> on carbon ring members and cyano, C<sub>1</sub>-C<sub>6</sub> alkyl, C<sub>2</sub>-C<sub>6</sub> alkenyl, C<sub>2</sub>-C<sub>6</sub> alkynyl, C<sub>3</sub>-C<sub>6</sub> cycloalkyl, C<sub>1</sub>-C<sub>6</sub> alkoxy, C<sub>2</sub>-C<sub>6</sub> alkoxyalkyl, C<sub>2</sub>-C<sub>6</sub> alkylcarbonyl, C<sub>2</sub>-C<sub>6</sub> alkoxy carbonyl, C<sub>2</sub>-C<sub>6</sub> alkylaminoalkyl and C<sub>3</sub>-C<sub>6</sub> dialkylaminoalkyl

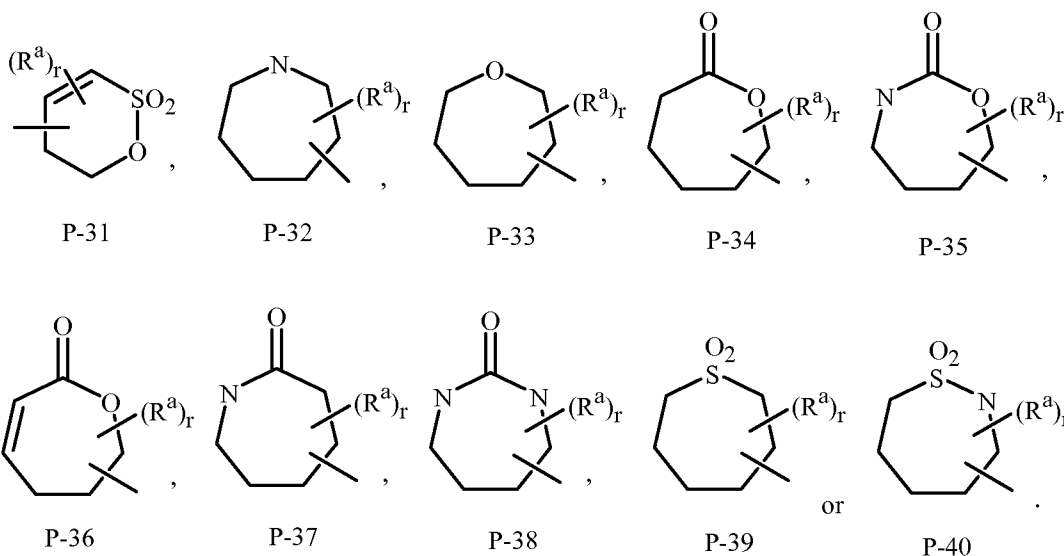
10



on nitrogen atom ring members) and r is an integer from 0 to 5, limited by the number of available positions on each depicted ring or ring system.

Exhibit 3

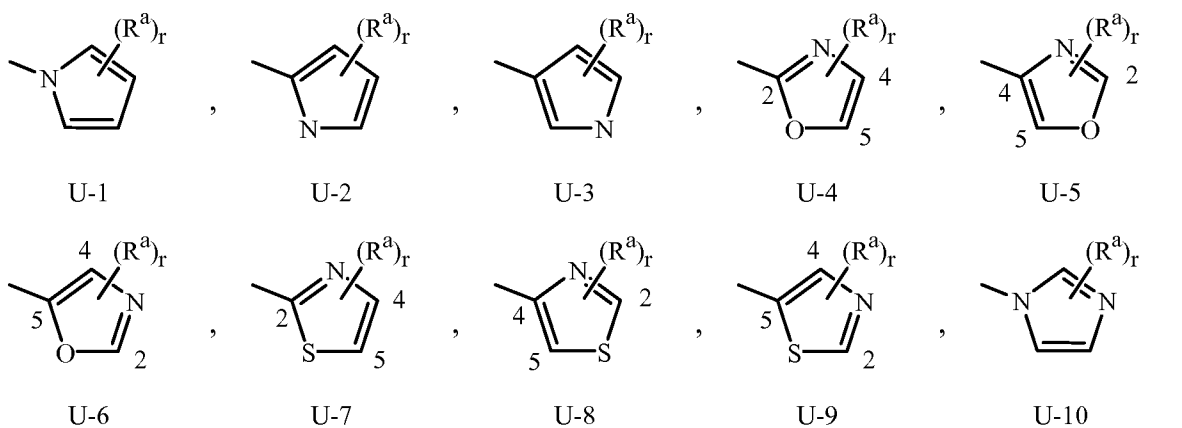


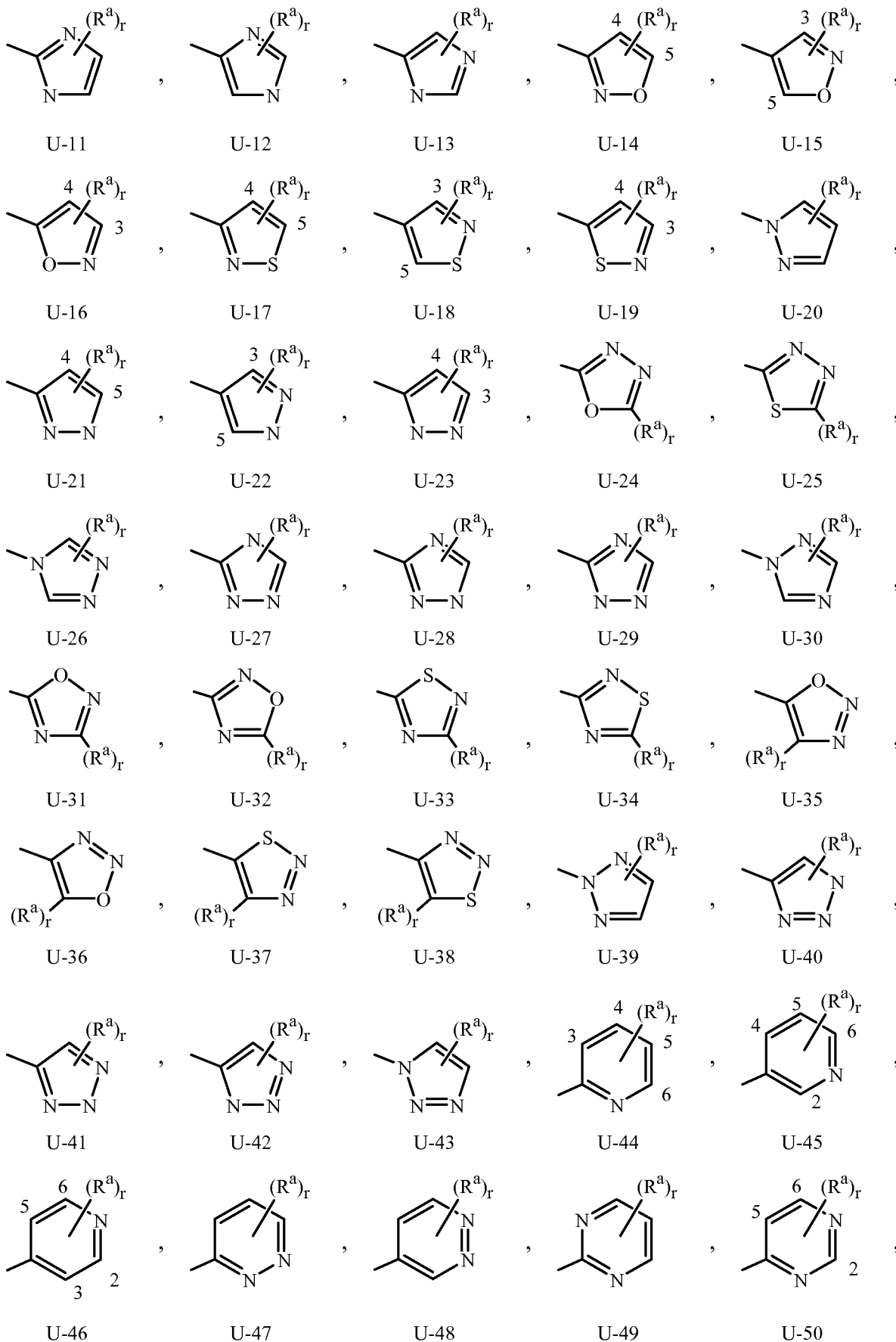


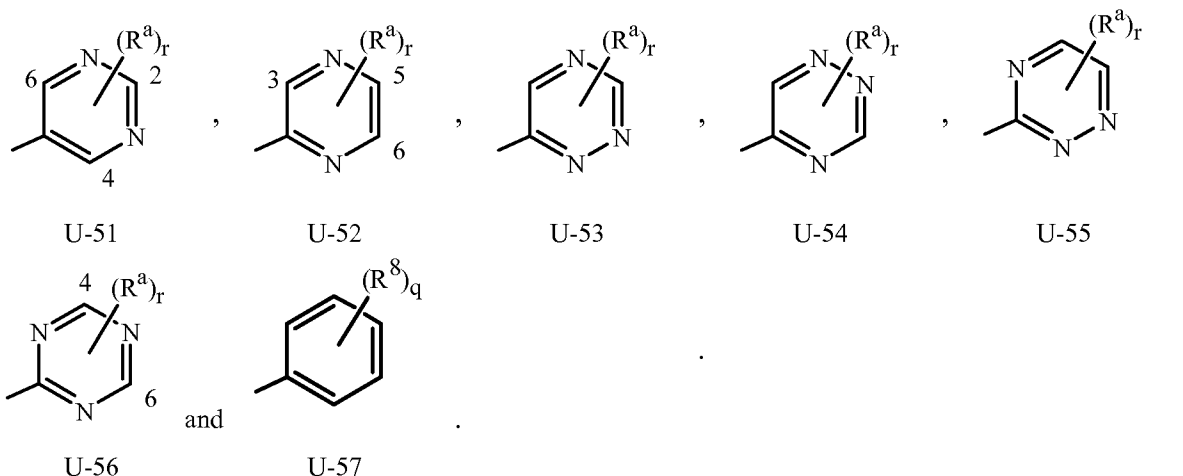
Examples of a 5- or 6-membered nitrogen-containing heterocycle optionally substituted with from one or more substituents of particular note for Q<sup>1</sup>, Q<sup>2</sup> and R<sup>1</sup> include the rings U-1 through U-56 illustrated in Exhibit A wherein R<sup>a</sup> is any substituent as defined in the Summary of the Invention for Q<sup>1</sup>, Q<sup>2</sup> and R<sup>1</sup>, respectively (i.e. for Q<sup>1</sup> and Q<sup>2</sup>: R<sup>3</sup> on carbon atom ring members, and the recited list of possible substituents on nitrogen atom ring members; and for R<sup>1</sup>, R<sup>9a</sup> on carbon ring members and R<sup>9b</sup> on nitrogen ring members) and r is an integer ranging from 0 to 4 for Q<sup>1</sup> and Q<sup>2</sup> and from 0 to 3 for R<sup>1</sup>, limited by the number of available positions on each U group. Note that some U groups can only be substituted with less than 4 R<sup>a</sup> groups (e.g., U-4 through U-43 and U-47 through U-56). As U-24, U-25, U-31, U-32, U-33, U-34, U-35, U-36, U-37 and U-38 have only one available position, for these U groups, r is limited to the integers 0 or 1, and r being 0 means that the U group is unsubstituted and a hydrogen is present at the position indicated by (R<sup>a</sup>)<sub>r</sub>.

15

Exhibit A



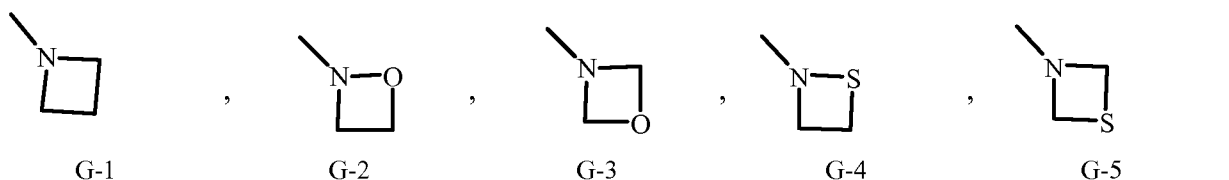


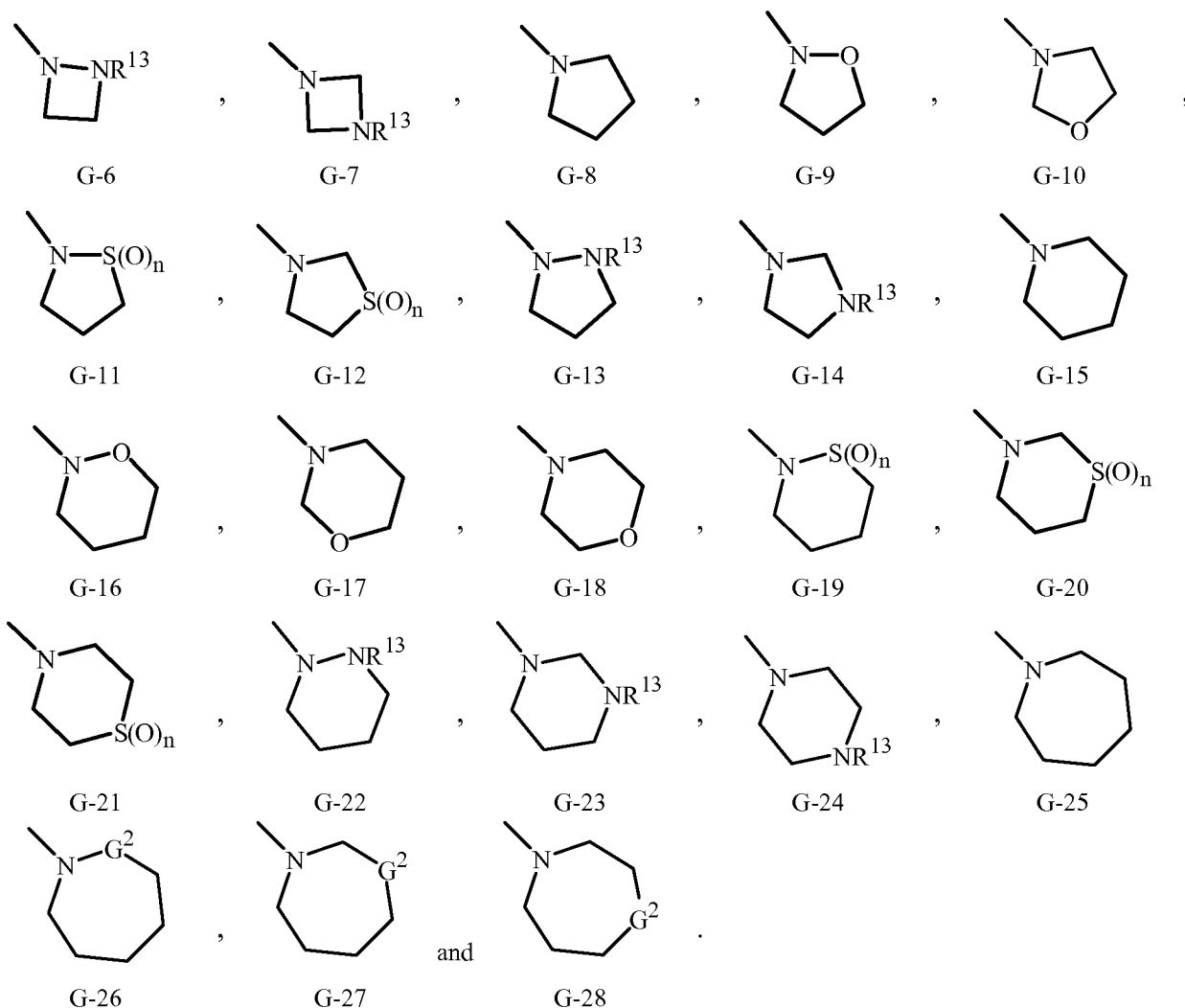


Although  $R^a$  groups are shown in the structures H-1 through H-39, B-1 through B-39, P-1 through P-40, and U-1 through U-57 in Exhibits 1 through 3 and Exhibit A, it is noted that they do not need to be present since they are optional substituents. The nitrogen atoms that require substitution to fill their valence are substituted with H or  $R^a$ . Note that when the attachment point between  $(R^a)_r$  and the H, B, P or U group in Exhibits 1 through 3 and Exhibit A is illustrated as floating,  $(R^a)_r$  can be attached to any available carbon atom or nitrogen atom of the H, B, P or U group. Note that when the attachment point on the H, B or P group in Exhibits 1 through 3 is illustrated as floating, the H, B or P group can be attached to the remainder of Formula 1 through any available carbon or nitrogen of the H, B or P group by replacement of a hydrogen atom. Of note are alternative depictions of the chemical structures shown in Exhibits 1 through 3 and Exhibit A in which the “ $R^a$ ” variable substituent is replaced by “ $R^v$ ”, wherein the “ $v$ ” superscript in “ $R^v$ ” does not refer to the subscript variable “ $v$ ” defined in the Summary of the Invention but instead differentiates “ $R^v$ ” from other substituent variables beginning with “ $R$ ”.

Examples of where  $R^6$  and  $R^7$  are taken together to form a four- to seven-membered nonaromatic heterocyclic ring include the rings G-1 through G-28 as illustrated in Exhibit 4. Note that when  $R^6$  and  $R^7$  are taken together to form a ring comprising a ring selected from G-25 through G-28,  $G^2$  is selected from O,  $S(O)_n$  or  $NR^{13}$ . Note that when  $G^2$  is N, the nitrogen atom can complete its valence by substitution with either H or the substituents corresponding to  $R^{13}$  as defined in the Summary of Invention.

#### Exhibit 4





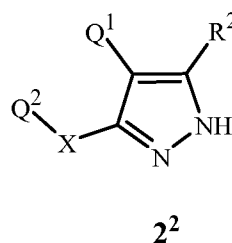
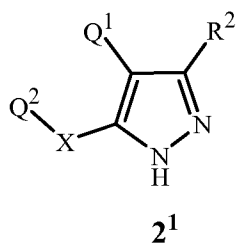
A wide variety of synthetic methods are known in the art to enable preparation of aromatic and nonaromatic heterocyclic rings and ring systems; for extensive reviews see the eight volume set of *Comprehensive Heterocyclic Chemistry*, A. R. Katritzky and C. W. Rees editors-in-chief, Pergamon Press, Oxford, 1984 and the twelve volume set of *Comprehensive Heterocyclic Chemistry II*, A. R. Katritzky, C. W. Rees and E. F. V. Scriven editors-in-chief, Pergamon Press, Oxford, 1996.

Compounds of this invention can exist as one or more stereoisomers. The various stereoisomers include enantiomers, diastereomers, atropisomers and geometric isomers. One skilled in the art will appreciate that one stereoisomer may be more active and/or may exhibit beneficial effects when enriched relative to the other stereoisomer(s) or when separated from the other stereoisomer(s). Additionally, the skilled artisan knows how to separate, enrich, and/or to selectively prepare said stereoisomers. The compounds of the invention may be present as a mixture of stereoisomers, individual stereoisomers or as an optically active form.

One skilled in the art will appreciate that not all nitrogen-containing heterocycles can form *N*-oxides since the nitrogen requires an available lone pair for oxidation to the oxide;

one skilled in the art will recognize those nitrogen-containing heterocycles which can form *N*-oxides. One skilled in the art will also recognize that tertiary amines can form *N*-oxides. Synthetic methods for the preparation of *N*-oxides of heterocycles and tertiary amines are very well known by one skilled in the art including the oxidation of heterocycles and tertiary amines with peroxy acids such as peracetic and *m*-chloroperbenzoic acid (MCPBA), hydrogen peroxide, alkyl hydroperoxides such as *t*-butyl hydroperoxide, sodium perborate, and dioxiranes such as dimethyldioxirane. These methods for the preparation of *N*-oxides have been extensively described and reviewed in the literature, see for example: T. L. Gilchrist in *Comprehensive Organic Synthesis*, vol. 7, pp 748–750, S. V. Ley, Ed., Pergamon Press; M. Tisler and B. Stanovnik in *Comprehensive Heterocyclic Chemistry*, vol. 3, pp 18–20, A. J. Boulton and A. McKillop, Eds., Pergamon Press; M. R. Grimmett and B. R. T. Keene in *Advances in Heterocyclic Chemistry*, vol. 43, pp 149–161, A. R. Katritzky, Ed., Academic Press; M. Tisler and B. Stanovnik in *Advances in Heterocyclic Chemistry*, vol. 9, pp 285–291, A. R. Katritzky and A. J. Boulton, Eds., Academic Press; and G. W. H. Cheeseman and E. S. G. Werstiuk in *Advances in Heterocyclic Chemistry*, vol. 22, pp 390–392, A. R. Katritzky and A. J. Boulton, Eds., Academic Press.

One skilled in the art recognizes that some of the compounds disclosed herein can exist in equilibrium with one or more of their respective tautomeric counterparts. Unless otherwise indicated, reference to a compound by one tautomer description is to be considered to include all tautomers. For example, reference to the tautomeric form depicted by Formula **2<sup>1</sup>** also includes the tautomeric form depicted by Formula **2<sup>2</sup>**.



One skilled in the art recognizes that because in the environment and under physiological conditions salts of chemical compounds are in equilibrium with their corresponding nonsalt forms, salts share the biological utility of the nonsalt forms. Thus a wide variety of salts of the compounds of Formula **1** are useful for control of plant diseases caused by fungal plant pathogens (i.e. are agriculturally suitable). The salts of the compounds of Formula **1** include acid-addition salts with inorganic or organic acids such as hydrobromic, hydrochloric, nitric, phosphoric, sulfuric, acetic, butyric, fumaric, lactic, maleic, malonic, oxalic, propionic, salicylic, tartaric, 4-toluenesulfonic or valeric acids.

Compounds selected from Formula **1**, geometric and stereoisomers, tautomers, *N*-oxides, and salts thereof, typically exist in more than one form, and Formula **1** thus includes all crystalline and non-crystalline forms of the compounds that Formula **1**

represents. Non-crystalline forms include embodiments which are solids such as waxes and gums as well as embodiments which are liquids such as solutions and melts. Crystalline forms include embodiments which represent essentially a single crystal type and embodiments which represent a mixture of polymorphs (i.e. different crystalline types). The term "polymorph" refers to a particular crystalline form of a chemical compound that can crystallize in different crystalline forms, these forms having different arrangements and/or conformations of the molecules in the crystal lattice. Although polymorphs can have the same chemical composition, they can also differ in composition due the presence or absence of co-crystallized water or other molecules, which can be weakly or strongly bound in the lattice. Polymorphs can differ in such chemical, physical and biological properties as crystal shape, density, hardness, color, chemical stability, melting point, hygroscopicity, suspensibility, dissolution rate and biological availability. One skilled in the art will appreciate that a polymorph of a compound represented by Formula 1 can exhibit beneficial effects (e.g., suitability for preparation of useful formulations, improved biological performance) relative to another polymorph or a mixture of polymorphs of the same compound represented by Formula 1. Preparation and isolation of a particular polymorph of a compound represented by Formula 1 can be achieved by methods known to those skilled in the art including, for example, crystallization using selected solvents and temperatures.

Embodiments of the present invention as described in the Summary of the Invention include (where Formula 1 as used in the following Embodiments includes *N*-oxides and salts, geometric isomers, stereoisomers and atropisomers thereof):

- Embodiment 1. A compound of Formula 1 wherein X is O, S(O)<sub>m</sub>, NR<sup>4</sup>, CR<sup>15</sup>R<sup>16</sup> or C(=O).
- Embodiment 2. A compound of Formula 1 wherein X is O, S(O)<sub>m</sub>, NR<sup>4</sup> or CR<sup>15</sup>R<sup>16</sup>.
- Embodiment 3. A compound of Formula 1 wherein X is O, NR<sup>4</sup>, CR<sup>15</sup>R<sup>16</sup> or C(=O).
- Embodiment 4. A compound of Formula 1 wherein X is O, NR<sup>4</sup> or CR<sup>15</sup>R<sup>16</sup>.
- Embodiment 5. A compound of Formula 1 wherein X is O, S(O)<sub>m</sub> or NR<sup>4</sup>.
- Embodiment 6. A compound of Formula 1 wherein X is O or S(O)<sub>m</sub>.
- Embodiment 7. A compound of Formula 1 wherein X is O.
- Embodiment 8. A compound of Formula 1 wherein X is NR<sup>4</sup>.
- Embodiment 9. A compound of Formula 1 wherein X is O or NR<sup>4</sup>.
- Embodiment 10. A compound of Formula 1 wherein X is CR<sup>15</sup>R<sup>16</sup>, C(=O) or C(=S).
- Embodiment 11. A compound of Formula 1 or any one of Embodiments 1 through 10 wherein when Q<sup>1</sup> is a six-membered ring (e.g., phenyl, pyridinyl, pyrimidinyl, pyrazinyl or pyridazinyl) and an R<sup>3</sup> substituent is located at a meta position (relative to the connection of the Q<sup>1</sup> ring to the remainder of Formula 1), then said R<sup>3</sup> substituent is selected from F, Cl, Br and cyano (-CN).

Embodiment 11a. A compound of Formula 1 or any one of Embodiments 1 through 11 wherein when  $Q^1$  is a six-membered ring and an  $R^3$  substituent is located at a meta position (relative to the connection of the  $Q^1$  ring to the remainder of Formula 1), then said  $R^3$  substituent is F.

5 Embodiment 12. A compound of Formula 1 or any one of Embodiments 1 through 11a wherein when  $Q^1$  is a six-membered ring (e.g., phenyl, pyridinyl, pyrimidinyl, pyrazinyl or pyridazinyl) substituted with only one  $R^3$  substituent, then said  $R^3$  substituent is attached at an ortho position (relative to the connection of the  $Q^1$  ring to the remainder of Formula 1).

10 Embodiment 13. A compound of Formula 1 or any one of Embodiments 1 through 12 wherein  $Q^1$  is phenyl, thienyl, pyridinyl, pyridazinyl, pyrazinyl, pyrimidinyl, naphthalenyl, quinoliny, isoquinoliny or quinoxaliny, each optionally substituted with up to 5 substituents independently selected from  $R^3$ .

15 Embodiment 14. A compound of Embodiment 13 wherein  $Q^1$  is phenyl, thienyl, pyridinyl, pyridazinyl, pyrazinyl or pyrimidinyl, each optionally substituted with up to 5 substituents independently selected from  $R^3$ .

Embodiment 15. A compound of Embodiment 14 wherein  $Q^1$  is phenyl, pyridinyl, pyrimidinyl, pyrazinyl or pyridazinyl, each substituted with from 1 to 4 substituents independently selected from  $R^3$ .

20 Embodiment 16. A compound of Embodiment 15 wherein  $Q^1$  is phenyl, pyridinyl, pyrimidinyl, pyrazinyl or pyridazinyl, each substituted with 1, 2 or 3 substituents independently selected from  $R^3$ .

25 Embodiment 17. A compound of Embodiment 16 wherein the substituents are located at the ortho and/or para positions (relative to the connection of the  $Q^1$  ring to the remainder of Formula 1) of the phenyl, pyridinyl, pyrimidinyl, pyrazinyl or pyridazinyl of  $Q^1$ .

Embodiment 18. A compound of Embodiment 16 or 17 wherein  $Q^1$  is phenyl or pyridinyl, each substituted with 1, 2 or 3 substituents independently selected from  $R^3$ .

30 Embodiment 19. A compound of Embodiment 18 wherein  $Q^1$  is phenyl or pyridinyl, each substituted with 2 or 3 substituents independently selected from  $R^3$ .

35 Embodiment 20. A compound of Embodiment 19 wherein  $Q^1$  is phenyl substituted at the 2-, 4- and 6-positions with substituents independently selected from  $R^3$ ; or phenyl substituted at the 2- and 4-positions with substituents independently selected from  $R^3$ ; or phenyl substituted at the 2- and 6-positions with substituents independently selected from  $R^3$ .

Embodiment 21. A compound of Embodiment 20 wherein  $Q^1$  is phenyl substituted at the 2-, 4- and 6-positions with substituents independently selected from  $R^3$ ; or



phenyl substituted at the 2- and 4-positions with substituents independently selected from R<sup>3</sup>.

Embodiment 22. A compound of Embodiment 21 wherein Q<sup>1</sup> is phenyl substituted at the 2-, 4- and 6-positions with substituents independently selected from R<sup>3</sup>.

5 Embodiment 23. A compound of Embodiment 21 wherein Q<sup>1</sup> is phenyl substituted at the 2- and 4-positions with substituents independently selected from R<sup>3</sup>.

Embodiment 24. A compound of Embodiment 21 wherein Q<sup>1</sup> is phenyl substituted at the 2- and 6-positions with substituents independently selected from R<sup>3</sup>.

10 Embodiment 25. A compound of Embodiment 18 wherein Q<sup>1</sup> is pyridinyl substituted with 1, 2 or 3 substituents independently selected from R<sup>3</sup>.

Embodiment 26. A compound of Embodiment 25 wherein Q<sup>1</sup> is pyridinyl substituted with 1 or 2 substituents independently selected from R<sup>3</sup>.

Embodiment 27. A compound of Embodiment 26 wherein Q<sup>1</sup> is pyridinyl substituted with 1 substituent independently selected from R<sup>3</sup>.

15 Embodiment 28. A compound of Formula 1 or any one of Embodiments 1 through 27 wherein when Q<sup>2</sup> is a six-membered ring (e.g., phenyl, pyridinyl, pyrimidinyl, pyrazinyl or pyridazinyl) and an R<sup>3</sup> substituent is located at a meta position (relative to the connection of the Q<sup>2</sup> ring to the remainder of Formula 1), then said R<sup>3</sup> substituent is selected from F, Cl, Br and cyano (-CN).

20 Embodiment 29. A compound of Formula 1 or any one of Embodiments 1 through 28 wherein when Q<sup>2</sup> is a six-membered ring and an R<sup>3</sup> substituent is located at a meta position (relative to the connection of the Q<sup>2</sup> ring to the remainder of Formula 1), then said R<sup>3</sup> substituent is F.

25 Embodiment 30. A compound of Formula 1 or any one of Embodiments 1 through 29 wherein when Q<sup>2</sup> is a six-membered ring (e.g., phenyl, pyridinyl, pyrimidinyl, pyrazinyl or pyridazinyl) substituted with only one R<sup>3</sup> substituent, then said R<sup>3</sup> substituent is attached at an ortho position (relative to the connection of the Q<sup>2</sup> ring to the remainder of Formula 1).

30 Embodiment 31. A compound of Formula 1 or any one of Embodiments 1 through 30 wherein Q<sup>2</sup> is phenyl, thienyl, pyridinyl, pyridazinyl, pyrazinyl, pyrimidinyl, naphthalenyl, quinoliny, isoquinoliny or quinoxaliny, each optionally substituted with up to 5 substituents independently selected from R<sup>3</sup>.

35 Embodiment 32. A compound of Embodiment 31 wherein Q<sup>2</sup> is phenyl, thienyl, pyridinyl, pyridazinyl, pyrazinyl or pyrimidinyl, each optionally substituted with up to 5 substituents independently selected from R<sup>3</sup>.

Embodiment 33. A compound of Embodiment 32 wherein Q<sup>2</sup> is phenyl, pyridinyl, pyrimidinyl, pyrazinyl or pyridazinyl, each substituted with from 1 to 4 substituents independently selected from R<sup>3</sup>.

Embodiment 34. A compound of any one of Embodiments 31 through 33 wherein Q<sup>2</sup> is phenyl, pyridinyl, pyrimidinyl, pyrazinyl or pyridazinyl, each substituted with 1, 2 or 3 substituents independently selected from R<sup>3</sup>.

Embodiment 35. A compound of Embodiment 34 wherein the substituents are located at the ortho and/or para positions (relative to the connection of the Q<sup>2</sup> ring to the remainder of Formula 1) of the phenyl, pyridinyl, pyrimidinyl, pyrazinyl or pyridazinyl of Q<sup>2</sup>.

Embodiment 36. A compound of any one of Embodiments 34 or 35 wherein Q<sup>2</sup> is phenyl or pyridinyl, each substituted with 1, 2 or 3 substituents independently selected from R<sup>3</sup>.

Embodiment 37. A compound of Embodiment 36 wherein Q<sup>2</sup> is phenyl substituted with 1, 2 or 3 substituents independently selected from R<sup>3</sup>.

Embodiment 38. A compound of Embodiment 37 wherein Q<sup>2</sup> is phenyl substituted at the 2-, 4- and 6-positions with substituents independently selected from R<sup>3</sup>; or phenyl substituted at the 2- and 4-positions with substituents independently selected from R<sup>3</sup>; or phenyl substituted at the 2- and 6-positions with substituents independently selected from R<sup>3</sup>.

Embodiment 39. A compound of Embodiment 38 wherein Q<sup>2</sup> is phenyl substituted at the 2-, 4- and 6-positions with substituents independently selected from R<sup>3</sup>.

Embodiment 40. A compound of Embodiment 38 wherein Q<sup>2</sup> is phenyl substituted at the 2- and 4-positions with substituents independently selected from R<sup>3</sup>.

Embodiment 41. A compound of Embodiment 38 wherein Q<sup>2</sup> is phenyl substituted at the 2- and 6-positions with substituents independently selected from R<sup>3</sup>.

Embodiment 42. A compound of Embodiment 36 wherein Q<sup>2</sup> is pyridinyl substituted with 1, 2 or 3 substituents independently selected from R<sup>3</sup>.

Embodiment 43. A compound of Embodiment 42 wherein Q<sup>2</sup> is pyridinyl substituted with 1 or 2 substituents independently selected from R<sup>3</sup>.

Embodiment 44. A compound of Embodiment 43 wherein Q<sup>2</sup> is pyridinyl substituted with 1 substituent selected from R<sup>3</sup>.

Embodiment 45. A compound of Formula 1 or any one of Embodiments 1 through 44 wherein at least one of Q<sup>1</sup> and Q<sup>2</sup> is phenyl optionally substituted with R<sup>3</sup> (e.g., optionally substituted with up to 5 substituents independently selected from R<sup>3</sup>).

Embodiment 46. A compound of Embodiment 45 wherein at least one of Q<sup>1</sup> and Q<sup>2</sup> is phenyl substituted with 2, 3 or 4 substituents independently selected from R<sup>3</sup>.

Embodiment 47. A compound of Embodiment 46 wherein at least one Q<sup>1</sup> and Q<sup>2</sup> is phenyl substituted with 2 or 3 substituents independently selected from R<sup>3</sup>.

Embodiment 48. A compound of Embodiment 47 wherein each of Q<sup>1</sup> and Q<sup>2</sup> is phenyl substituted with 2 or 3 substituents independently selected from R<sup>3</sup>.

Embodiment 49. A compound of Formula 1 or any one of Embodiments 1 through 48 wherein R<sup>1</sup> is H, halogen, C<sub>1</sub>-C<sub>6</sub> alkyl, C<sub>1</sub>-C<sub>6</sub> haloalkyl, CO<sub>2</sub>R<sup>5</sup>, C(O)NR<sup>6</sup>R<sup>7</sup>, cyano, C<sub>1</sub>-C<sub>6</sub> alkoxy, C<sub>1</sub>-C<sub>6</sub> haloalkoxy or C<sub>2</sub>-C<sub>5</sub> alkoxyalkyl; or R<sup>1</sup> is a five- or six-membered nitrogen-containing aromatic heterocycle optionally substituted with up to 3 substituents independently selected from R<sup>9a</sup> on carbon atom ring members and R<sup>9b</sup> on nitrogen atom ring members.

Embodiment 50. A compound of Embodiment 49 wherein R<sup>1</sup> is H, halogen, C<sub>1</sub>-C<sub>6</sub> alkyl, C<sub>1</sub>-C<sub>6</sub> haloalkyl, cyano, C<sub>1</sub>-C<sub>6</sub> alkoxy or C<sub>1</sub>-C<sub>6</sub> haloalkoxy; or R<sup>1</sup> is pyridinyl, pyrimidinyl, pyrazolyl or oxazolyl, each optionally substituted with up to 3 substituents independently selected from R<sup>9a</sup> on carbon atom ring members and R<sup>9b</sup> on nitrogen atom ring members.

Embodiment 51. A compound of Embodiment 50 wherein R<sup>1</sup> is H, halogen, C<sub>1</sub>-C<sub>6</sub> alkyl, C<sub>1</sub>-C<sub>6</sub> haloalkyl, CO<sub>2</sub>R<sup>5</sup>, C(O)NR<sup>6</sup>R<sup>7</sup>, cyano, C<sub>1</sub>-C<sub>6</sub> alkoxy, C<sub>1</sub>-C<sub>6</sub> haloalkoxy or C<sub>2</sub>-C<sub>5</sub> alkoxyalkyl.

Embodiment 52. A compound of Embodiment 51 wherein R<sup>1</sup> is H, halogen, C<sub>1</sub>-C<sub>6</sub> alkyl, C<sub>1</sub>-C<sub>6</sub> haloalkyl, C(O)NR<sup>6</sup>R<sup>7</sup>, cyano, C<sub>1</sub>-C<sub>6</sub> alkoxy, C<sub>1</sub>-C<sub>6</sub> haloalkoxy or C<sub>2</sub>-C<sub>5</sub> alkoxyalkyl.

Embodiment 53. A compound of Embodiment 52 wherein R<sup>1</sup> is H, halogen, C<sub>1</sub>-C<sub>6</sub> alkyl, C<sub>1</sub>-C<sub>6</sub> haloalkyl, cyano, C<sub>1</sub>-C<sub>6</sub> alkoxy, C<sub>1</sub>-C<sub>6</sub> haloalkoxy or C<sub>2</sub>-C<sub>5</sub> alkoxyalkyl.

Embodiment 54. A compound of Embodiment 53 wherein R<sup>1</sup> is H, halogen or C<sub>1</sub>-C<sub>6</sub> alkyl.

Embodiment 55. A compound of Embodiment 54 wherein R<sup>1</sup> is H or CH<sub>3</sub>.

Embodiment 56. A compound of Embodiment 55 wherein R<sup>1</sup> is H.

Embodiment 57. A compound of Formula 1 or any one of Embodiments 1 through 56 wherein R<sup>1</sup> is other than an optionally substituted phenyl or an optionally substituted five- or six-membered nitrogen-containing aromatic heterocycle.

Embodiment 58. A compound of Formula 1 or any one of Embodiments 1 through 50 wherein R<sup>1</sup> is other than H, halogen, C<sub>1</sub>-C<sub>6</sub> alkyl, C<sub>1</sub>-C<sub>6</sub> haloalkyl, C<sub>2</sub>-C<sub>4</sub> alkenyl, C<sub>2</sub>-C<sub>4</sub> alkynyl, C<sub>3</sub>-C<sub>7</sub> cycloalkyl, CO<sub>2</sub>R<sup>5</sup>, C(O)NR<sup>6</sup>R<sup>7</sup>, cyano, C<sub>1</sub>-C<sub>6</sub> alkoxy, C<sub>1</sub>-C<sub>6</sub> haloalkoxy or C<sub>2</sub>-C<sub>5</sub> alkoxyalkyl.

Embodiment 59. A compound of Formula 1 or any one of Embodiments 1 through 58 wherein R<sup>1a</sup> is H.

Embodiment 60. A compound of Formula 1 or any one of Embodiments 1 through 59 wherein R<sup>2</sup> is CH<sub>3</sub>, CH<sub>2</sub>CH<sub>3</sub>, halogen, cyano, cyanomethyl, monohalomethyl, hydroxymethyl, methoxy or methylthio; or cyclopropyl optionally substituted with up to 2 substituents independently selected from halogen and methyl.

- Embodiment 61. A compound of Embodiment 60 wherein  $R^2$  is  $\text{CH}_3$ ,  $\text{CH}_2\text{CH}_3$ , Cl, Br or I.
- Embodiment 62. A compound of Embodiment 61 wherein  $R^2$  is  $\text{CH}_3$ ,  $\text{CH}_2\text{CH}_3$ , Cl or Br.
- 5 Embodiment 63. A compound of Embodiment 62 wherein  $R^2$  is  $\text{CH}_3$ , Cl or Br.
- Embodiment 64. A compound of Embodiment 63 wherein  $R^2$  is  $\text{CH}_3$  or Cl.
- Embodiment 65. A compound of Embodiment 64 wherein  $R^2$  is  $\text{CH}_3$ .
- Embodiment 66. A compound of Embodiment 62 wherein  $R^2$  is Cl or Br.
- Embodiment 67. A compound of Embodiment 66 wherein  $R^2$  is Cl.
- 10 Embodiment 68. A compound of Formula 1 or any one of Embodiments 1 through 67 wherein  $R^5$  is H or  $\text{C}_1\text{--C}_6$  alkyl.
- Embodiment 69. A compound of Embodiment 68 wherein  $R^5$  is H,  $\text{CH}_3$  or  $\text{CH}_2\text{CH}_3$ .
- Embodiment 70. A compound of Embodiment 68 wherein  $R^5$  is  $\text{C}_1\text{--C}_6$  alkyl.
- Embodiment 71. A compound of Embodiment 69 or 70 wherein  $R^5$  is  $\text{CH}_3$  or  $\text{CH}_2\text{CH}_3$ .
- 15 Embodiment 72. A compound of Formula 1 or any one of Embodiments 1 through 71 wherein when  $R^6$  is separate (i.e. not taken together with  $R^7$  to form a ring), then  $R^6$  is H or  $\text{C}_1\text{--C}_6$  alkyl.
- Embodiment 73. A compound of Embodiment 72 wherein  $R^6$  is H.
- Embodiment 74. A compound of Formula 1 or any one of Embodiments 1 through 73  
20 wherein when  $R^7$  is separate (i.e. not taken together with  $R^6$  to form a ring), then  $R^7$  is H,  $\text{C}_1\text{--C}_6$  alkyl,  $\text{C}_1\text{--C}_6$  haloalkyl or  $\text{C}_4\text{--C}_8$  alkylcycloalkyl.
- Embodiment 75. A compound of Embodiment 74 wherein  $R^7$  is H or  $\text{C}_1\text{--C}_6$  alkyl.
- Embodiment 76. A compound of Embodiment 75 wherein  $R^7$  is H.
- Embodiment 77. A compound of Formula 1 or any one Embodiments 1 through 76  
25 wherein when  $R^6$  and  $R^7$  are taken together with the nitrogen atom to which they are connected to form a nonaromatic heterocyclic ring, the ring contains ring members, in addition to the connecting nitrogen atom, selected from carbon atoms and up to one ring member selected from O and  $\text{NR}^{13}$ .
- Embodiment 78. A compound of Embodiment 77 wherein when  $R^6$  and  $R^7$  are taken  
30 together with the nitrogen atom to which they are connected to form a nonaromatic heterocyclic ring, the ring is six-membered and contains one ring member selected from O and  $\text{NR}^{13}$  in addition to the connecting nitrogen atom and ring members selected from carbon atoms.
- Embodiment 79. A compound of Embodiment 77 wherein  $R^6$  and  $R^7$  are taken together  
35 with the nitrogen atom to which they are connected to form a piperidine ring.
- Embodiment 80. A compound of Embodiment 78 wherein  $R^6$  and  $R^7$  are taken together with the nitrogen atom to which they are connected to form a piperazine or morpholine ring.

- Embodiment 81. A compound of Formula **1** or any one of Embodiments 1 through 80 wherein each R<sup>8</sup> is independently selected from halogen, C<sub>1</sub>-C<sub>2</sub> alkyl, C<sub>1</sub>-C<sub>2</sub> haloalkyl, C<sub>1</sub>-C<sub>2</sub> alkoxy, C<sub>1</sub>-C<sub>2</sub> haloalkoxy, cyano and nitro.
- Embodiment 82. A compound of Embodiment 81 wherein each R<sup>8</sup> is independently selected from halogen, C<sub>1</sub>-C<sub>2</sub> alkyl, C<sub>1</sub>-C<sub>2</sub> alkoxy, cyano and nitro.
- Embodiment 83. A compound of Embodiment 82 wherein each R<sup>8</sup> is independently Cl or F.
- Embodiment 84. A compound of Formula **1** or any one of Embodiments 1 through 83 wherein each R<sup>9a</sup> is independently selected from halogen, C<sub>1</sub>-C<sub>2</sub> alkyl, C<sub>1</sub>-C<sub>2</sub> haloalkyl, C<sub>1</sub>-C<sub>2</sub> alkoxy, C<sub>1</sub>-C<sub>2</sub> haloalkoxy, cyano and nitro.
- Embodiment 85. A compound of Embodiment 84 wherein each R<sup>9a</sup> is independently selected from halogen, C<sub>1</sub>-C<sub>2</sub> alkyl, C<sub>1</sub>-C<sub>2</sub> alkoxy, cyano and nitro.
- Embodiment 86. A compound of Embodiment 85 wherein each R<sup>9a</sup> is independently selected from Cl, F, CH<sub>3</sub>, -OCH<sub>3</sub> and cyano.
- Embodiment 87. A compound of Embodiment 86 wherein each R<sup>9a</sup> is independently Cl or F.
- Embodiment 88. A compound of Formula **1** or any one of Embodiments 1 through 87 wherein each R<sup>9b</sup> is independently C<sub>1</sub>-C<sub>2</sub> alkyl.
- Embodiment 89. A compound of Formula **1** or any one of Embodiments 1 through 88 wherein each R<sup>3</sup> is independently selected from halogen, cyano, nitro, amino, methylamino, dimethylamino, C<sub>1</sub>-C<sub>4</sub> alkyl, C<sub>1</sub>-C<sub>4</sub> haloalkyl, C<sub>1</sub>-C<sub>3</sub> alkoxy, C<sub>1</sub>-C<sub>3</sub> haloalkoxy, C<sub>1</sub>-C<sub>3</sub> alkylthio, C<sub>1</sub>-C<sub>3</sub> haloalkylthio, C<sub>1</sub>-C<sub>3</sub> alkylsulfinyl, C<sub>1</sub>-C<sub>3</sub> haloalkylsulfinyl, C<sub>1</sub>-C<sub>3</sub> alkylsulfonyl, C<sub>1</sub>-C<sub>3</sub> haloalkylsulfonyl, C<sub>3</sub>-C<sub>4</sub> cycloalkyl, C(=S)NH<sub>2</sub> and -U-V-T.
- Embodiment 90. A compound of Embodiment 89 wherein each R<sup>3</sup> is independently selected from halogen, cyano, nitro, C<sub>1</sub>-C<sub>4</sub> alkyl, C<sub>1</sub>-C<sub>4</sub> haloalkyl, C<sub>1</sub>-C<sub>3</sub> alkoxy, C<sub>1</sub>-C<sub>3</sub> haloalkoxy and -U-V-T.
- Embodiment 91. A compound of Embodiment 90 wherein each R<sup>3</sup> is independently selected from F, Cl, Br, cyano, nitro, CH<sub>3</sub>, CF<sub>3</sub>, -OCH<sub>3</sub>, -OCHF<sub>2</sub> and -U-V-T.
- Embodiment 92. A compound of Formula **1** or any one of Embodiments 1 through 91 wherein at least one R<sup>3</sup> substituent on the ring or ring system of Q<sup>1</sup> or Q<sup>2</sup> is -U-V-T.
- Embodiment 93. A compound of Formula **1** or any one of Embodiments 1 through 91 wherein each R<sup>3</sup> is other than -U-V-T.
- Embodiment 94. A compound of Embodiment 89 wherein each R<sup>3</sup> is independently selected from halogen, cyano, nitro, amino, methylamino, dimethylamino, C<sub>1</sub>-C<sub>4</sub> alkyl, C<sub>1</sub>-C<sub>4</sub> haloalkyl, C<sub>1</sub>-C<sub>3</sub> alkoxy, C<sub>1</sub>-C<sub>3</sub> haloalkoxy, C<sub>1</sub>-C<sub>3</sub> alkylthio,

C<sub>1</sub>-C<sub>3</sub> haloalkylthio, C<sub>1</sub>-C<sub>3</sub> alkylsulfinyl, C<sub>1</sub>-C<sub>3</sub> haloalkylsulfinyl, C<sub>1</sub>-C<sub>3</sub> alkylsulfonyl, C<sub>1</sub>-C<sub>3</sub> haloalkylsulfonyl and C<sub>3</sub>-C<sub>4</sub> cycloalkyl.

Embodiment 95. A compound of Embodiment 94 wherein each R<sup>3</sup> is independently selected from halogen, cyano, nitro, C<sub>1</sub>-C<sub>4</sub> alkyl, C<sub>1</sub>-C<sub>4</sub> haloalkyl, C<sub>1</sub>-C<sub>3</sub> alkoxy and C<sub>1</sub>-C<sub>3</sub> haloalkoxy.

Embodiment 96. A compound of Embodiment 95 wherein each R<sup>3</sup> is independently selected from halogen, cyano, C<sub>1</sub>-C<sub>3</sub> alkyl, C<sub>1</sub>-C<sub>3</sub> haloalkyl, C<sub>1</sub>-C<sub>3</sub> alkoxy and C<sub>1</sub>-C<sub>3</sub> haloalkoxy.

Embodiment 97. A compound of Embodiment 96 wherein each R<sup>3</sup> is independently selected from F, Cl, Br, cyano, C<sub>1</sub>-C<sub>2</sub> alkyl, C<sub>1</sub>-C<sub>2</sub> haloalkyl, C<sub>1</sub>-C<sub>2</sub> alkoxy and C<sub>1</sub>-C<sub>2</sub> haloalkoxy.

Embodiment 98. A compound of Embodiment 97 wherein each R<sup>3</sup> is independently selected from F, Cl, Br, cyano, methyl, C<sub>1</sub>-C<sub>2</sub> alkoxy and fluoromethoxy.

Embodiment 99. A compound of Embodiment 98 wherein each R<sup>3</sup> is independently selected from F, Cl, cyano, methyl, C<sub>1</sub>-C<sub>2</sub> alkoxy and fluoromethoxy.

Embodiment 100. A compound of Embodiment 95 wherein each R<sup>3</sup> is independently selected from F, Cl, Br, cyano, nitro, CH<sub>3</sub>, CF<sub>3</sub>, -OCH<sub>3</sub> and -OCHF<sub>2</sub>.

Embodiment 101. A compound of any one of Embodiments 89 through 98 or 100 wherein each R<sup>3</sup> is independently selected from F, Cl, Br, cyano and methoxy.

Embodiment 102. A compound of Embodiment 101 wherein each R<sup>3</sup> is independently selected from F, Cl, Br and cyano.

Embodiment 103. A compound of Embodiment 101 wherein each R<sup>3</sup> is independently selected from F, Cl, cyano and -OCH<sub>3</sub>.

Embodiment 104. A compound of Formula 1 or any one of Embodiments 1 through 92 wherein each U is independently O or NR<sup>22</sup>.

Embodiment 105. A compound of Embodiment 104 wherein each U is independently O or NH.

Embodiment 106. A compound of Formula 1 or any one of Embodiments 1 through 92 and 104 through 105 wherein each V is C<sub>2</sub>-C<sub>4</sub> alkylene.

Embodiment 107. A compound of Formula 1 or any one of Embodiments 1 through 92 and 104 through 106 wherein each T is independently NR<sup>23a</sup>R<sup>23b</sup> or OR<sup>24</sup>.

Embodiment 108. A compound of Formula 1 or any one of Embodiments 1 through 92 and 104 through 107 wherein each R<sup>23a</sup> and R<sup>23b</sup> is independently H, C<sub>1</sub>-C<sub>6</sub> alkyl or C<sub>1</sub>-C<sub>6</sub> haloalkyl.

Embodiment 109. A compound of Formula 1 or any one of Embodiments 1 through 92 and 104 through 108 wherein each R<sup>24</sup> is independently H, C<sub>1</sub>-C<sub>6</sub> alkyl or C<sub>1</sub>-C<sub>6</sub> haloalkyl.

- Embodiment 110. A compound of Formula 1 or any one of Embodiments 1 through 109 wherein when an R<sup>3</sup> substituent attached to phenyl, pyridinyl, pyrimidinyl, pyrazinyl or pyridazinyl of Q<sup>1</sup> or Q<sup>2</sup> is other than F, Cl, Br, cyano, methyl, C<sub>1</sub>-C<sub>2</sub> alkoxy and fluoromethoxy, then said R<sup>3</sup> substituent is attached at the para position (of the phenyl, pyridinyl, pyrimidinyl, pyrazinyl or pyridazinyl ring).
- Embodiment 111. A compound of Formula 1 or any one of Embodiments 1 through 110 wherein R<sup>4</sup> is H, formyl, C<sub>3</sub>-C<sub>7</sub> cycloalkyl or -SR<sup>10</sup>; or C<sub>1</sub>-C<sub>6</sub> alkyl or C<sub>1</sub>-C<sub>6</sub> haloalkyl, each optionally substituted with up to 2 R<sup>12</sup>.
- Embodiment 112. A compound of Embodiment 111 wherein R<sup>4</sup> is H, formyl, C<sub>3</sub>-C<sub>7</sub> cycloalkyl or -SR<sup>10</sup>; or C<sub>1</sub>-C<sub>6</sub> alkyl substituted with one R<sup>12</sup>.
- Embodiment 113. A compound of Embodiment 112 wherein R<sup>4</sup> is H, formyl, -CH<sub>2</sub>OCH<sub>3</sub>, cyclopropyl, -SCH<sub>3</sub>, -SCF<sub>3</sub> or -CH<sub>2</sub>CN.
- Embodiment 114. A compound of Embodiment 113 wherein R<sup>4</sup> is H, formyl, cyclopropyl or -CH<sub>2</sub>CN.
- Embodiment 115. A compound of Embodiment 113 wherein R<sup>4</sup> is H, formyl, -CH<sub>2</sub>OCH<sub>3</sub>, cyclopropyl, -SCH<sub>3</sub> or -SCF<sub>3</sub>.
- Embodiment 116. A compound of Embodiment 115 wherein R<sup>4</sup> is H, formyl or cyclopropyl.
- Embodiment 117. A compound of Embodiment 114 or 116 wherein R<sup>4</sup> is H.
- Embodiment 118. A compound of Formula 1 or any one of Embodiments 1 through 117 wherein R<sup>13</sup> is H or CH<sub>3</sub>.
- Embodiment 119. A compound of Embodiment 118 wherein R<sup>13</sup> is CH<sub>3</sub>.
- Embodiment 120. A compound of Formula 1 or any one of Embodiments 1 through 119 wherein each R<sup>12</sup> is independently C<sub>3</sub>-C<sub>7</sub> cycloalkyl, C<sub>1</sub>-C<sub>4</sub> alkoxy or cyano.
- Embodiment 121. A compound of Embodiment 120 wherein each R<sup>12</sup> is independently cyclopropyl, -OCH<sub>3</sub> or cyano.
- Embodiment 122. A compound of Embodiment 120 wherein each R<sup>12</sup> is independently C<sub>3</sub>-C<sub>7</sub> cycloalkyl or C<sub>1</sub>-C<sub>4</sub> alkoxy.
- Embodiment 123. A compound of Embodiment 122 wherein each R<sup>12</sup> is independently cyclopropyl or -OCH<sub>3</sub>.
- Embodiment 124. A compound of Formula 1 or any one of Embodiments 1 through 123 wherein R<sup>10</sup> is CH<sub>3</sub>, CH<sub>2</sub>CH<sub>3</sub>, CF<sub>3</sub> or CF<sub>2</sub>CF<sub>3</sub>.
- Embodiment 125. A compound of Embodiment 124 wherein R<sup>10</sup> is CH<sub>3</sub>.
- Embodiment 126. A compound of Formula 1 or any one of Embodiments 1 through 125 wherein R<sup>11</sup> is C<sub>1</sub>-C<sub>6</sub> alkyl, C<sub>1</sub>-C<sub>6</sub> alkoxy or C<sub>1</sub>-C<sub>6</sub> alkylthio.
- Embodiment 127. A compound of Embodiment 126 wherein R<sup>11</sup> is CH<sub>3</sub>, CH<sub>2</sub>CH<sub>3</sub>, -OCH<sub>3</sub>, -OCH<sub>2</sub>CH<sub>3</sub>, -SCH<sub>3</sub> or -SCH<sub>2</sub>CH<sub>3</sub>.

Embodiment 128. A compound of Embodiment 127 wherein  $R^{11}$  is  $CH_3$ ,  $-OCH_3$  or  $-SCH_3$ .

Embodiment 129. A compound of Formula 1 or any one of Embodiments 1 through 128 wherein  $R^{15}$  is H or  $CH_3$ .

5 Embodiment 130. A compound of Embodiment 129 wherein  $R^{15}$  is H.

Embodiment 131. A compound of Formula 1 or any one of Embodiments 1 through 130 wherein  $R^{16}$  is  $CH_3$  or  $OR^{18}$ .

Embodiment 132. A compound of Embodiment 131 wherein  $R^{16}$  is  $OR^{18}$ .

10 Embodiment 133. A compound of Formula 1 or any one of Embodiments 1 through 132 wherein  $R^{18}$  is H.

Embodiment 134. A compound of Formula 1 or any one of Embodiments 1 through 133 wherein W is O.

Embodiment 135. A compound of Formula 1 or any one of Embodiments 1 through 134 wherein  $M^+$  is a cation selected from sodium, potassium and lithium ions.

15 Embodiment 136. A compound of Embodiment 135 wherein  $M^+$  is a cation selected from sodium and potassium ions.

Embodiment 137. A compound of Embodiment 136 wherein  $M^+$  is a sodium ion.

Embodiment 138. A compound of Formula 1 or any one of Embodiments 1 through 137 wherein m is 0.

20 Embodiment 139. A compound of Formula 1 or any one of Embodiments 1 through 138 wherein n is 0.

Embodiments of this invention, including Embodiments 1–139 above as well as any other embodiments described herein, can be combined in any manner, and the descriptions of variables in the embodiments pertain not only to the compounds of Formula 1 but also to the starting compounds and intermediate compounds (e.g. compounds of Formula 2) useful for preparing the compounds of Formula 1. In addition, embodiments of this invention, including Embodiments 1–139 above as well as any other embodiments described herein, and any combination thereof, pertain to the compositions and methods of the present invention.

30 Combinations of Embodiments 1–139 are illustrated by:

Embodiment A. A compound of Formula 1 wherein

35  $Q^1$  is phenyl, pyridinyl, pyrimidinyl, pyrazinyl or pyridazinyl, each substituted with from 1 to 4 substituents independently selected from  $R^3$ ; provided that when an  $R^3$  substituent is located at a meta position, then said  $R^3$  substituent is selected from F, Cl, Br and cyano;

$Q^2$  is phenyl, pyridinyl, pyrimidinyl, pyrazinyl or pyridazinyl, each substituted with 1, 2 or 3 substituents independently selected from  $R^3$ , provided that when an  $R^3$



substituent is located at a meta position, then said R<sup>3</sup> substituent is selected from F, Cl, Br and cyano;

X is O, NR<sup>4</sup>, C(=O) or CR<sup>15</sup>R<sup>16</sup>;

R<sup>1</sup> is H, halogen, C<sub>1</sub>-C<sub>6</sub> alkyl, C<sub>1</sub>-C<sub>6</sub> haloalkyl, CO<sub>2</sub>R<sup>5</sup>, C(O)NR<sup>6</sup>R<sup>7</sup>, cyano, C<sub>1</sub>-C<sub>6</sub> alkoxy, C<sub>1</sub>-C<sub>6</sub> haloalkoxy or C<sub>2</sub>-C<sub>5</sub> alkoxyalkyl;

R<sup>1a</sup> is H;

R<sup>2</sup> is CH<sub>3</sub>, CH<sub>2</sub>CH<sub>3</sub>, Cl or Br;

each R<sup>3</sup> is independently selected from halogen, cyano, nitro, amino, methylamino, dimethylamino, C<sub>1</sub>-C<sub>4</sub> alkyl, C<sub>1</sub>-C<sub>4</sub> haloalkyl, C<sub>1</sub>-C<sub>3</sub> alkoxy, C<sub>1</sub>-C<sub>3</sub> haloalkoxy C<sub>1</sub>-C<sub>3</sub> alkylthio, C<sub>1</sub>-C<sub>3</sub> haloalkylthio, C<sub>1</sub>-C<sub>3</sub> alkylsulfinyl, C<sub>1</sub>-C<sub>3</sub> haloalkylsulfinyl, C<sub>1</sub>-C<sub>3</sub> alkylsulfonyl, C<sub>1</sub>-C<sub>3</sub> haloalkylsulfonyl, C<sub>3</sub>-C<sub>4</sub> cycloalkyl, C(=S)NH<sub>2</sub> and -U-V-T;

R<sup>4</sup> is H, formyl, C<sub>3</sub>-C<sub>7</sub> cycloalkyl or -SR<sup>10</sup>; or C<sub>1</sub>-C<sub>6</sub> alkyl or C<sub>1</sub>-C<sub>6</sub> haloalkyl, each optionally substituted with up to 2 R<sup>12</sup>;

R<sup>5</sup> is C<sub>1</sub>-C<sub>6</sub> alkyl;

R<sup>6</sup> is H or C<sub>1</sub>-C<sub>6</sub> alkyl;

R<sup>7</sup> is H, C<sub>1</sub>-C<sub>6</sub> alkyl, C<sub>1</sub>-C<sub>6</sub> haloalkyl or C<sub>4</sub>-C<sub>8</sub> alkylcycloalkyl; or

R<sup>6</sup> and R<sup>7</sup> are taken together with the nitrogen atom to which they are connected to form a four- to seven-membered nonaromatic heterocyclic ring containing ring members, in addition to the connecting nitrogen atom, selected from carbon atoms and up to one ring member selected from O and NR<sup>13</sup>;

each R<sup>12</sup> is independently C<sub>3</sub>-C<sub>7</sub> cycloalkyl, C<sub>1</sub>-C<sub>4</sub> alkoxy or cyano;

R<sup>13</sup> is H or CH<sub>3</sub>;

R<sup>15</sup> is H or CH<sub>3</sub>; and

R<sup>16</sup> is OR<sup>18</sup>.

Embodiment B. A compound of Embodiment A wherein

Q<sup>1</sup> is phenyl or pyridinyl, each substituted with 1, 2 or 3 substituents independently selected from R<sup>3</sup>;

Q<sup>2</sup> is phenyl or pyridinyl, each substituted with 1, 2 or 3 substituents independently selected from R<sup>3</sup>;

R<sup>1</sup> is H, halogen or C<sub>1</sub>-C<sub>6</sub> alkyl;

R<sup>2</sup> is CH<sub>3</sub>, Cl or Br;

each R<sup>3</sup> is independently selected from halogen, cyano, nitro, C<sub>1</sub>-C<sub>4</sub> alkyl, C<sub>1</sub>-C<sub>4</sub> haloalkyl, C<sub>1</sub>-C<sub>3</sub> alkoxy, C<sub>1</sub>-C<sub>3</sub> haloalkoxy and -U-V-T;

R<sup>4</sup> is H, formyl, C<sub>3</sub>-C<sub>7</sub> cycloalkyl or -SR<sup>10</sup>; or C<sub>1</sub>-C<sub>6</sub> alkyl substituted with one R<sup>12</sup>;

each R<sup>12</sup> is independently cyclopropyl, -OCH<sub>3</sub> or cyano;

R<sup>15</sup> is H;

each U is independently O or NH;

each V is C<sub>2</sub>-C<sub>4</sub> alkylene;

each T is independently NR<sup>23a</sup>R<sup>23b</sup> or OR<sup>24</sup>;

each R<sup>23a</sup> and R<sup>23b</sup> is independently H, C<sub>1</sub>-C<sub>6</sub> alkyl or C<sub>1</sub>-C<sub>6</sub> haloalkyl; and

each R<sup>24</sup> is independently H, C<sub>1</sub>-C<sub>6</sub> alkyl or C<sub>1</sub>-C<sub>6</sub> haloalkyl.

5 Embodiment C. A compound of Embodiment B wherein  
at least one of Q<sup>1</sup> and Q<sup>2</sup> is phenyl substituted with 2 or 3 substituents independently  
selected from R<sup>3</sup>;

R<sup>1</sup> is H or CH<sub>3</sub>;

R<sup>2</sup> is CH<sub>3</sub>;

10 R<sup>4</sup> is H;

each R<sup>3</sup> is independently selected from halogen, cyano, C<sub>1</sub>-C<sub>3</sub> alkyl, C<sub>1</sub>-C<sub>3</sub> haloalkyl,  
C<sub>1</sub>-C<sub>3</sub> alkoxy and C<sub>1</sub>-C<sub>3</sub> haloalkoxy; and

R<sup>18</sup> is H.

Embodiment D. A compound of Embodiment C wherein

15 Q<sup>1</sup> is phenyl substituted at the 2-, 4- and 6-positions with substituents independently  
selected from R<sup>3</sup>; or phenyl substituted at the 2- and 4-positions with substituents  
independently selected from R<sup>3</sup>; or phenyl substituted at the 2- and 6-positions  
with substituents independently selected from R<sup>3</sup>;

20 Q<sup>2</sup> is phenyl substituted at the 2-, 4- and 6-positions with substituents independently  
selected from R<sup>3</sup>; or phenyl substituted at the 2- and 4-positions with substituents  
independently selected from R<sup>3</sup>; or phenyl substituted at the 2- and 6-positions  
with substituents independently selected from R<sup>3</sup>;

X is O, NR<sup>4</sup> or CR<sup>15</sup>R<sup>16</sup>;

R<sup>1</sup> is H;

25 each R<sup>3</sup> is independently selected from F, Cl, Br, cyano, C<sub>1</sub>-C<sub>2</sub> alkyl, C<sub>1</sub>-C<sub>2</sub> haloalkyl,  
C<sub>1</sub>-C<sub>2</sub> alkoxy and C<sub>1</sub>-C<sub>2</sub> haloalkoxy; and

R<sup>4</sup> is H.

Embodiment E. A compound of Embodiment D wherein

30 each R<sup>3</sup> is independently selected from F, Cl, Br, cyano, methyl, C<sub>1</sub>-C<sub>2</sub> alkoxy and  
fluoromethoxy.

Embodiment F. A compound of Embodiment E wherein

X is O or NH; and

each R<sup>3</sup> is independently selected from F, Cl, Br, cyano and methoxy.

35 Specific embodiments include compounds of Formula 1 selected from the group  
consisting of:

4-(2-chloro-4-fluorophenyl)-1,3-dimethyl-N-(2,4,6-trifluorophenyl)-1H-pyrazol-5-amine  
(Compound 18),

- N*-(4-chlorophenyl)-4-(2,6-difluoro-4-methoxyphenyl)-1,3-dimethyl-1*H*-pyrazol-5-amine  
(Compound 22),  
4-(2,6-difluoro-4-methoxyphenyl)-*N*-(2,4-difluorophenyl)-1,3-dimethyl-1*H*-pyrazol-  
5-amine (Compound 23),  
5 4-(2,6-difluoro-4-methoxyphenyl)-1,3-dimethyl-*N*-(2,4,6-trifluorophenyl)-1*H*-pyrazol-  
5-amine (Compound 24),  
*N*-(2,6-difluoro-4-methoxyphenyl)-4-(3,4-difluorophenyl)-1,3-dimethyl-1*H*-pyrazol-  
5-amine (Compound 36),  
4-(2,4-difluorophenyl)-1,3-dimethyl-*N*-(2,4,6-trifluorophenyl)-1*H*-pyrazol-5-amine  
10 (Compound 41),  
4-[[4-(2-chloro-4-fluorophenyl)-1,3-dimethyl-1*H*-pyrazol-5-yl]oxy]-  
3,5-difluorobenzonitrile (Compound 45),  
4-[[4-(2,6-difluorophenyl)-1,3-dimethyl-1*H*-pyrazol-5-yl]oxy]-3-fluorobenzonitrile  
(Compound 361),  
15 4-(2-chloro-4-fluorophenyl)-*N*-(2,6-difluorophenyl)-1,3-dimethyl-1*H*-pyrazol-5-amine  
(Compound 172),  
4-[[4-(2-chloro-4-fluorophenyl)-1,3-dimethyl-1*H*-pyrazol-5-yl]oxy]-3-fluorobenzonitrile  
(Compound 118),  
3-chloro-4-[[4-(2,6-difluorophenyl)-1,3-dimethyl-1*H*-pyrazol-5-yl]oxy]benzonitrile  
20 (Compound 358),  
4-(2-chloro-4-fluorophenyl)- $\alpha$ -(2,4-difluorophenyl)-1,3-dimethyl-1*H*-pyrazole-5-methanol  
(Compound 351),  
*N*,4-bis(2-chloro-4-fluorophenyl)-1,3-dimethyl-1*H*-pyrazol-5-amine (Compound 175),  
*N*-(2-chloro-4-fluorophenyl)-4-(2-chloro-6-fluorophenyl)-1,3-dimethyl-1*H*-pyrazol-  
25 5-amine (Compound 193),  
*N*-(2-chloro-4,6-difluorophenyl)-4-(2,6-difluorophenyl)-1,3-dimethyl-1*H*-pyrazol-5-amine  
(Compound 297),  
*N*-(2-chloro-4,6-difluorophenyl)-4-(2,4-difluorophenyl)-1,3-dimethyl-1*H*-pyrazol-5-amine  
(Compound 343),  
30 *N*-(4-chloro-2,6-difluorophenyl)-4-(2,6-difluorophenyl)-1,3-dimethyl-1*H*-pyrazol-5-amine  
(Compound 349),  
*N*-(4-chloro-2,6-difluorophenyl)-4-(2,4-difluorophenyl)-1,3-dimethyl-1*H*-pyrazol-5-amine  
(Compound 357),  
3-chloro-4-[[4-(2-chloro-4-fluorophenyl)-1,3-dimethyl-1*H*-pyrazol-5-yl]oxy]benzonitrile  
35 (Compound 139),  
4-[[4-(2-chloro-4-fluorophenyl)-1,3-dimethyl-1*H*-pyrazol-5-yl]amino]-3,5-difluoro-  
benzonitrile (Compound 91),

- 4-[[4-(2-chloro-4-fluorophenyl)-1,3-dimethyl-1*H*-pyrazol-5-yl]oxy]-2,5-difluoro-  
benzonitrile (Compound 148),  
*N*-(2-chloro-4-fluorophenyl)-4-(2,6-difluoro-4-methoxyphenyl)-1,3-dimethyl-1*H*-pyrazol-  
5-amine (Compound 87),  
5  $\alpha$ ,4-bis(2-chloro-4-fluorophenyl)-1,3-dimethyl-1*H*-pyrazole-5-methanol (Compound 352),  
*N*-(4-chloro-2,6-difluorophenyl)-4-(2-chloro-4-fluorophenyl)-1,3-dimethyl-1*H*-pyrazole-  
5-amine (Compound 286),  
*N*-(2-chloro-4,6-difluorophenyl)-4-(2-chloro-4-fluorophenyl)-1,3-dimethyl-1*H*-pyrazol-  
5-amine (Compound 287),  
10 *N*-(2,6-dichloro-4-fluorophenyl)-4-(2,4-difluorophenyl)-1,3-dimethyl-1*H*-pyrazol-5-amine  
(Compound 368),  
3-chloro-4-[5-[(2-chloro-4,6-difluorophenyl)amino]-1,3-dimethyl-1*H*-pyrazol-4-yl]-  
benzonitrile (Compound 332),  
3-chloro-4-[5-[(4-chloro-2,6-difluorophenyl)amino]-1,3-dimethyl-1*H*-pyrazol-4-yl]-  
15 benzonitrile (Compound 336),  
*N*-(2-bromo-4-fluorophenyl)-4-(2,4-difluorophenyl)-1,3-dimethyl-1*H*-pyrazol-5-amine  
(Compound 346),  
4-(2-chloro-4-fluorophenyl)-*N*-(2,4-dichloro-6-fluorophenyl)-1,3-dimethyl-1*H*-pyrazol-  
5-amine (Compound 367),  
20 4-(2-chloro-4-fluorophenyl)-*N*-(2,6-dichloro-4-fluorophenyl)-1,3-dimethyl-1*H*-pyrazol-  
5-amine (Compound 369),  
4-[[4-(2-bromo-4-fluorophenyl)-1,3-dimethyl-1*H*-pyrazol-5-yl]oxy]-3-fluorobenzonitrile  
(Compound 284),  
*N*-(2-bromo-4-fluorophenyl)-4-(2-chloro-4-fluorophenyl)-1,3-dimethyl-1*H*-pyrazol-  
25 5-amine (Compound 265),  
4-(2-bromo-4-fluorophenyl)-1,3-dimethyl-*N*-(2,4,6-trifluorophenyl)-1*H*-pyrazol-5-amine  
(Compound 266),  
*N*-(4-bromo-2,6-difluorophenyl)-4-(2,4-difluorophenyl)-1,3-dimethyl-1*H*-pyrazol-5-amine  
(Compound 364),  
30 4-[[4-(2-bromo-4-fluorophenyl)-1,3-dimethyl-1*H*-pyrazol-5-yl]oxy]-3,5-difluoro-  
benzonitrile (Compound 232),  
4-(2-bromo-4-fluorophenyl)-*N*-(2-chloro-4,6-difluorophenyl)-1,3-dimethyl-1*H*-pyrazol-  
5-amine (Compound 292),  
4-(2-bromo-4-fluorophenyl)-*N*-(4-chloro-2,6-difluorophenyl)-1,3-dimethyl-1*H*-pyrazol-  
35 5-amine (Compound 360),  
*N*-(4-bromo-2,6-difluorophenyl)-4-(2-chloro-4-fluorophenyl)-1,3-dimethyl-1*H*-pyrazol-  
5-amine (Compound 365),

- 3-bromo-4-[[4-(2,4-difluorophenyl)-1,3-dimethyl-1*H*-pyrazol-5-yl]oxy]benzotrile  
(Compound 372),  
3-chloro-4-[[4-(2,4-difluorophenyl)-1,3-dimethyl-1*H*-pyrazol-5-yl]oxy]benzotrile  
(Compound 373),  
5 *N*-(2,4-dichloro-6-fluorophenyl)-4-(2,4-difluorophenyl)-1,3-dimethyl-1*H*-pyrazol-5-amine  
(Compound 374),  
*N*-(2,6-dichloro-4-fluorophenyl)-4-(2,6-difluorophenyl)-1,3-dimethyl-1*H*-pyrazol-5-amine  
(Compound 375),  
*N*-(2-bromo-4,6-difluorophenyl)-4-(2,4-difluorophenyl)-1,3-dimethyl-1*H*-pyrazol-5-amine  
10 (Compound 376),  
*N*-(2-bromo-4,6-difluorophenyl)-4-(2-chloro-4-fluorophenyl)-1,3-dimethyl-1*H*-pyrazol-  
5-amine (Compound 377),  
*N*-(4-bromo-2,6-difluorophenyl)-4-(2,6-difluorophenyl)-1,3-dimethyl-1*H*-pyrazol-5-amine  
(Compound 378),  
15 *N*-(2-bromo-4,6-difluorophenyl)-4-(2,6-difluorophenyl)-1,3-dimethyl-1*H*-pyrazol-5-amine  
(Compound 379),  
*N*-(2-bromo-4,6-difluorophenyl)-4-(2-chloro-6-fluorophenyl)-1,3-dimethyl-1*H*-pyrazol-  
5-amine (Compound 380),  
 $\alpha$ -(4-chloro-2,6-difluorophenyl)-4-(2-chloro-4-fluorophenyl)-1,3-dimethyl-1*H*-pyrazole-  
20 5-methanol (Compound 381),  
4-[5-[(2-chloro-4,6-difluorophenyl)amino]-1,3-dimethyl-1*H*-pyrazol-4-yl]-  
3-fluorobenzotrile (Compound 382),  
4-[5-[(4-chloro-2,6-difluorophenyl)amino]-1,3-dimethyl-1*H*-pyrazol-4-yl]-  
3-fluorobenzotrile (Compound 383),  
25  $\alpha$ -(2-chloro-4,6-difluorophenyl)-4-(2-chloro-4-fluorophenyl)-1,3-dimethyl-1*H*-pyrazole-  
5-methanol (Compound 384),  
 $\alpha$ -(2-bromo-4-fluorophenyl)-4-(2,4-difluorophenyl)-1,3-dimethyl-1*H*-pyrazole-5-methanol  
(Compound 385), and  
 $\alpha$ -(2-bromo-4-fluorophenyl)-4-(2-chloro-4-fluorophenyl)-1,3-dimethyl-1*H*-pyrazole-  
30 5-methanol (Compound 386).

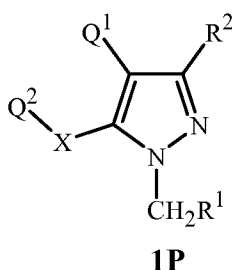
This invention provides a fungicidal composition comprising a compound of Formula **1** (including all geometric and stereoisomers, *N*-oxides, and salts thereof), and at least one other fungicide. Of note as embodiments of such compositions are compositions comprising a compound corresponding to any of the compound embodiments described above.

- 35 This invention provides a fungicidal composition comprising a fungicidally effective amount of a compound of Formula **1** (including all geometric and stereoisomers, *N*-oxides, and salts thereof), and at least one additional component selected from the group consisting of surfactants, solid diluents and liquid diluents. Of note as embodiments of such

compositions are compositions comprising a compound corresponding to any of the compound embodiments described above.

This invention provides a method for controlling plant diseases caused by fungal plant pathogens comprising applying to the plant or portion thereof, or to the plant seed, a fungicidally effective amount of a compound of Formula 1 (including all geometric and stereoisomers, *N*-oxides, and salts thereof). Of note as embodiment of such methods are methods comprising applying a fungicidally effective amount of a compound corresponding to any of the compound embodiments describe above. Of particular note are embodiments where the compounds are applied as compositions of this invention.

Of note are compounds of Formula 1 that are compounds of Formula 1P (including all geometric and stereoisomers), *N*-oxides, and salts thereof, and also agricultural compositions containing them and their use as fungicides:



wherein

- 15  $Q^1$  and  $Q^2$  are independently phenyl, thienyl, pyridinyl, pyridazinyl, pyrazinyl or pyrimidinyl, each optionally substituted with up to 5 substituents independently selected from  $R^3$ ;
- X is O,  $S(O)_m$  or  $NR^4$ ;
- 20  $R^1$  is H, halogen,  $C_1-C_6$  alkyl,  $C_1-C_6$  haloalkyl,  $C_2-C_4$  alkenyl,  $C_2-C_4$  alkynyl,  $C_3-C_7$  cycloalkyl,  $CO_2R^5$ ,  $C(O)NR^6R^7$ , cyano,  $C_1-C_6$  alkoxy,  $C_1-C_6$  haloalkoxy or  $C_2-C_5$  alkoxyalkyl; or
- $R^1$  is phenyl optionally substituted with up to 3  $R^8$ ; or a five- or six-membered nitrogen-containing aromatic heterocycle optionally substituted with up to 3 substituents independently selected from  $R^{9a}$  on carbon atom ring members and
- 25  $R^{9b}$  on nitrogen atom ring members;
- $R^2$  is  $CH_3$ ,  $CH_2CH_3$ , cyclopropyl or halogen;
- each  $R^3$  is independently selected from halogen, cyano, nitro, amino, methylamino, dimethylamino,  $C_1-C_4$  alkyl,  $C_1-C_4$  haloalkyl,  $C_1-C_3$  alkoxy,  $C_1-C_3$  haloalkoxy,  $C_1-C_3$  alkylthio,  $C_1-C_3$  haloalkylthio,  $C_1-C_3$  alkylsulfinyl,  $C_1-C_3$  haloalkylsulfinyl,  $C_1-C_3$  alkylsulfonyl,  $C_1-C_3$  haloalkylsulfonyl,  $C_3-C_4$  cycloalkyl,  $C_3-C_7$  cycloalkoxy,  $C_4-C_6$  alkylcycloalkyl,  $C_4-C_6$  cycloalkylalkyl,  $C_3-C_7$  halocycloalkyl,  $C_2-C_4$  alkenyl and  $C_2-C_4$  alkynyl;
- 30

R<sup>4</sup> is H, formyl, C<sub>3</sub>-C<sub>7</sub> cycloalkyl, -SO<sub>3</sub><sup>-</sup>M<sup>+</sup>, -SR<sup>10</sup> or -(C=W)R<sup>11</sup>; or C<sub>1</sub>-C<sub>6</sub> alkyl or C<sub>1</sub>-C<sub>6</sub> haloalkyl, each optionally substituted with up to 2 R<sup>12</sup>;

R<sup>5</sup> is H, C<sub>1</sub>-C<sub>6</sub> alkyl or C<sub>1</sub>-C<sub>6</sub> haloalkyl;

R<sup>6</sup> and R<sup>7</sup> are independently selected from H, C<sub>1</sub>-C<sub>6</sub> alkyl, C<sub>1</sub>-C<sub>6</sub> haloalkyl, C<sub>3</sub>-C<sub>7</sub> cycloalkyl, C<sub>4</sub>-C<sub>8</sub> cycloalkylalkyl and C<sub>4</sub>-C<sub>8</sub> alkylcycloalkyl; or

R<sup>6</sup> and R<sup>7</sup> are taken together with the nitrogen atom to which they are connected to form a four- to seven-membered nonaromatic heterocyclic ring containing ring members, in addition to the connecting ring nitrogen atom, selected from carbon atoms and optionally up to one ring member selected from O, S(O)<sub>n</sub> and NR<sup>13</sup>;

each R<sup>8</sup>, R<sup>9a</sup> and R<sup>9b</sup> is independently selected from halogen, C<sub>1</sub>-C<sub>2</sub> alkyl, C<sub>1</sub>-C<sub>2</sub> haloalkyl, C<sub>1</sub>-C<sub>2</sub> alkoxy, C<sub>1</sub>-C<sub>2</sub> haloalkoxy, cyano, nitro, SCH<sub>3</sub>, S(O)CH<sub>3</sub> and S(O)<sub>2</sub>CH<sub>3</sub>;

R<sup>10</sup> is C<sub>1</sub>-C<sub>6</sub> alkyl or C<sub>1</sub>-C<sub>6</sub> haloalkyl;

R<sup>11</sup> is C<sub>1</sub>-C<sub>6</sub> alkyl, C<sub>1</sub>-C<sub>6</sub> alkoxy, C<sub>2</sub>-C<sub>7</sub> alkoxyalkyl, C<sub>2</sub>-C<sub>7</sub> alkylaminoalkyl, C<sub>2</sub>-C<sub>8</sub> dialkylaminoalkyl, C<sub>1</sub>-C<sub>6</sub> alkylthio or C<sub>2</sub>-C<sub>7</sub> alkylthioalkyl;

each R<sup>12</sup> is independently C<sub>3</sub>-C<sub>7</sub> cycloalkyl, C<sub>1</sub>-C<sub>4</sub> alkoxy, C<sub>1</sub>-C<sub>4</sub> haloalkoxy, C<sub>1</sub>-C<sub>4</sub> alkylthio, C<sub>1</sub>-C<sub>4</sub> alkylsulfinyl or C<sub>1</sub>-C<sub>4</sub> alkylsulfonyl;

R<sup>13</sup> is H, C<sub>1</sub>-C<sub>3</sub> alkyl or C<sub>2</sub>-C<sub>3</sub> haloalkyl;

W is O or S;

M<sup>+</sup> is a cation;

m is 0, 1 or 2; and

n is 0, 1 or 2.

Accordingly of note is a compound selected from Formula **1P** (including all geometric and stereoisomers), *N*-oxides, and salts thereof, as defined above. Also of note are counterpart embodiments that are embodiment counterparts to Embodiments 1 through 139 and Embodiments A through F wherein in said counterpart embodiments "Formula **1**" is replaced by "Formula **1P**" and the scope of said counterpart embodiments does not exceed the scope defined above for Formula **1P**. Examples of combinations of Embodiments 1 through 139 as applied to Formula **1P** are Embodiments AP, BP, CP, DP and EP:

Embodiment AP. A compound of Formula **1P** wherein

Q<sup>1</sup> is phenyl, pyridinyl, pyrimidinyl, pyrazinyl or pyridazinyl, each substituted with from 1 to 4 substituents independently selected from R<sup>3</sup>;

Q<sup>2</sup> is phenyl, pyridinyl, pyrimidinyl, pyrazinyl or pyridazinyl, each substituted with 1, 2 or 3 substituents independently selected from R<sup>3</sup>

X is O or NR<sup>4</sup>;

R<sup>1</sup> is H, halogen, C<sub>1</sub>-C<sub>6</sub> alkyl, C<sub>1</sub>-C<sub>6</sub> haloalkyl, CO<sub>2</sub>R<sup>5</sup>, C(O)NR<sup>6</sup>R<sup>7</sup>, cyano, C<sub>1</sub>-C<sub>6</sub> alkoxy, C<sub>1</sub>-C<sub>6</sub> haloalkoxy or C<sub>2</sub>-C<sub>5</sub> alkoxyalkyl; or

R<sup>1</sup> is a five- or six-membered nitrogen-containing aromatic heterocycle optionally substituted with up to 3 substituents independently selected from R<sup>9a</sup> on carbon atom ring members and R<sup>9b</sup> on nitrogen atom ring members;

R<sup>2</sup> is CH<sub>3</sub>, CH<sub>2</sub>CH<sub>3</sub>, Cl or Br;

5 each R<sup>3</sup> is independently selected from halogen, cyano, nitro, amino, methylamino, dimethylamino, C<sub>1</sub>-C<sub>4</sub> alkyl, C<sub>1</sub>-C<sub>4</sub> haloalkyl, C<sub>1</sub>-C<sub>3</sub> alkoxy, C<sub>1</sub>-C<sub>3</sub> haloalkoxy, C<sub>1</sub>-C<sub>3</sub> alkylthio, C<sub>1</sub>-C<sub>3</sub> haloalkylthio, C<sub>1</sub>-C<sub>3</sub> alkylsulfinyl, C<sub>1</sub>-C<sub>3</sub> haloalkylsulfinyl, C<sub>1</sub>-C<sub>3</sub> alkylsulfonyl, C<sub>1</sub>-C<sub>3</sub> haloalkylsulfonyl and C<sub>3</sub>-C<sub>4</sub> cycloalkyl;

10 R<sup>4</sup> is H, formyl, C<sub>3</sub>-C<sub>7</sub> cycloalkyl or -SR<sup>10</sup>; or C<sub>1</sub>-C<sub>6</sub> alkyl or C<sub>1</sub>-C<sub>6</sub> haloalkyl, each optionally substituted with up to 2 R<sup>12</sup>;

R<sup>5</sup> is H or C<sub>1</sub>-C<sub>6</sub> alkyl;

R<sup>6</sup> is H or C<sub>1</sub>-C<sub>6</sub> alkyl;

R<sup>7</sup> is H, C<sub>1</sub>-C<sub>6</sub> alkyl, C<sub>1</sub>-C<sub>6</sub> haloalkyl or C<sub>4</sub>-C<sub>8</sub> alkylcycloalkyl; or

15 R<sup>6</sup> and R<sup>7</sup> are taken together with the nitrogen atom to which they are connected to form a four- to seven-membered nonaromatic heterocyclic ring containing ring members, in addition to the connecting nitrogen atom, selected from carbon atoms and up to one ring member selected from O and NR<sup>13</sup>;

20 each R<sup>8</sup> is independently selected from halogen, C<sub>1</sub>-C<sub>2</sub> alkyl, C<sub>1</sub>-C<sub>2</sub> haloalkyl, C<sub>1</sub>-C<sub>2</sub> alkoxy, C<sub>1</sub>-C<sub>2</sub> haloalkoxy, cyano and nitro;

each R<sup>9a</sup> is independently selected from halogen, C<sub>1</sub>-C<sub>2</sub> alkyl, C<sub>1</sub>-C<sub>2</sub> haloalkyl, C<sub>1</sub>-C<sub>2</sub> alkoxy, C<sub>1</sub>-C<sub>2</sub> haloalkoxy, cyano and nitro;

each R<sup>9b</sup> is C<sub>1</sub>-C<sub>2</sub> alkyl;

R<sup>10</sup> is CH<sub>3</sub>, CH<sub>2</sub>CH<sub>3</sub>, CF<sub>3</sub> or CF<sub>2</sub>CF<sub>3</sub>;

25 each R<sup>12</sup> is independently C<sub>3</sub>-C<sub>7</sub> cycloalkyl or C<sub>1</sub>-C<sub>4</sub> alkoxy; and

R<sup>13</sup> is H or CH<sub>3</sub>.

Embodiment BP. A compound of Embodiment AP wherein

Q<sup>1</sup> is phenyl or pyridinyl, each substituted with 1, 2 or 3 substituents independently selected from R<sup>3</sup>;

30 Q<sup>2</sup> is phenyl or pyridinyl, each substituted with 1, 2 or 3 substituents independently selected from R<sup>3</sup>;

X is NR<sup>4</sup>;

R<sup>1</sup> is H, halogen, C<sub>1</sub>-C<sub>6</sub> alkyl, C<sub>1</sub>-C<sub>6</sub> haloalkyl, cyano, C<sub>1</sub>-C<sub>6</sub> alkoxy or C<sub>1</sub>-C<sub>6</sub> haloalkoxy;

35 R<sup>2</sup> is CH<sub>3</sub>;

each R<sup>3</sup> is independently selected from halogen, cyano, nitro, C<sub>1</sub>-C<sub>4</sub> alkyl, C<sub>1</sub>-C<sub>4</sub> haloalkyl, C<sub>1</sub>-C<sub>3</sub> alkoxy and C<sub>1</sub>-C<sub>3</sub> haloalkoxy;

R<sup>4</sup> is H, formyl, C<sub>3</sub>-C<sub>7</sub> cycloalkyl or -SR<sup>10</sup>; or C<sub>1</sub>-C<sub>6</sub> alkyl substituted with one R<sup>12</sup>;



R<sup>10</sup> is CH<sub>3</sub>; and  
each R<sup>12</sup> is independently cyclopropyl or -OCH<sub>3</sub>.

Embodiment CP. A compound of Embodiment AP wherein

Q<sup>1</sup> is phenyl substituted at the 2-, 4- and 6-positions with substituents independently  
5 selected from R<sup>3</sup>; or

Q<sup>1</sup> is phenyl substituted at the 2- and 4-positions with substituents independently  
selected from R<sup>3</sup>;

Q<sup>2</sup> is phenyl substituted at the 2-, 4- and 6-positions with substituents independently  
selected from R<sup>3</sup>;

10 X is O;

R<sup>2</sup> is CH<sub>3</sub>;

each R<sup>3</sup> is independently selected from F, Cl, Br, cyano, nitro, CH<sub>3</sub>, CF<sub>3</sub>, -OCH<sub>3</sub>, and  
-OCHF<sub>2</sub>; and

R<sup>4</sup> is H, formyl or cyclopropyl.

15 Embodiment DP. A compound of Embodiment CP wherein

Q<sup>1</sup> is phenyl substituted at the 2- and 4-positions with substituents independently  
selected from R<sup>3</sup>;

Q<sup>2</sup> is phenyl substituted at the 2-, 4- and 6-positions with substituents independently  
selected from R<sup>3</sup>;

20 each R<sup>3</sup> is independently selected from F, Cl, cyano and -OCH<sub>3</sub>; and

R<sup>4</sup> is H.

Embodiment EP. A compound of Embodiment BP wherein

Q<sup>1</sup> is phenyl substituted at the 2- and 4-positions with substituents independently  
selected from R<sup>3</sup>;

25 Q<sup>2</sup> is phenyl substituted at the 2-, 4- and 6-positions with substituents independently  
selected from R<sup>3</sup>;

each R<sup>3</sup> is independently selected from F, Cl, CN and -OCH<sub>3</sub>; and

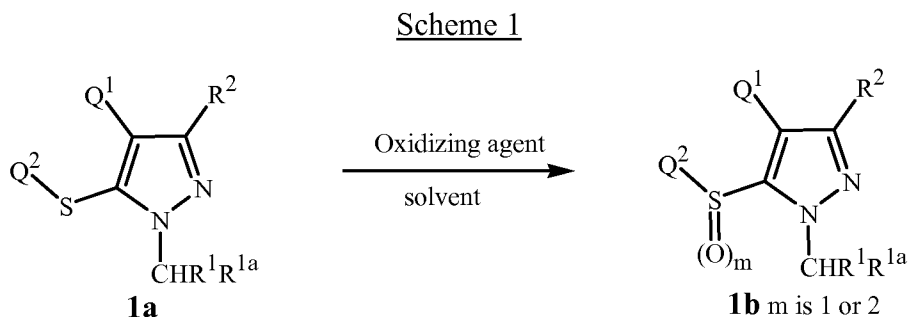
R<sup>4</sup> is H.

30 Also of note is a fungicidal composition comprising a fungicidally effective amount of  
a compound of Formula **1P** (including all geometric and stereoisomers, *N*-oxides, and salts  
thereof) or any one of counterpart embodiments that are embodiment counterparts to  
Embodiments 1 through 139 and Embodiments A through F (e.g., Embodiment AP, BP, CP,  
DP or EP), and at least one additional component selected from the group consisting of  
surfactants, solid diluents and liquid diluents. Also of note is a method for controlling plant  
35 diseases caused by fungal plant pathogens comprising applying to the plant or portion  
thereof, or to the plant seed, a fungicidally effective amount of a compound of Formula **1P**  
(including all geometric and stereoisomers, *N*-oxides, and salts thereof) or any one of said

counterpart embodiments. Of particular note are embodiments where the compounds of Formula **1P** are applied as compositions of this invention.

One or more of the following methods and variations as described in Schemes 1–24 can be used to prepare the compounds of Formula **1** (including Formula **1P**). The definitions of  $Q^1$ ,  $Q^2$ ,  $R^1$ ,  $R^2$  and  $m$  in the compounds of Formulae **1–33** below are as defined above in the Summary of the Invention unless otherwise noted. Formulae **1a**, **1b**, **1c**, **1d**, **1e**, **1f**, **1g** and **1h** are various subsets of Formula **1**; Formulae **4a**, **4b** and **4c** are various subsets of Formula **4**; Formulae **6a** and **6b** are various subsets of Formula **6**; Formula **11a** is a subset of Formula **11**; Formula **13a** is a subset or analog of Formula **13**; and Formula **17a** is a subset of Formula **17**. Substituents for each subset formula are as defined for its parent formula unless otherwise noted.

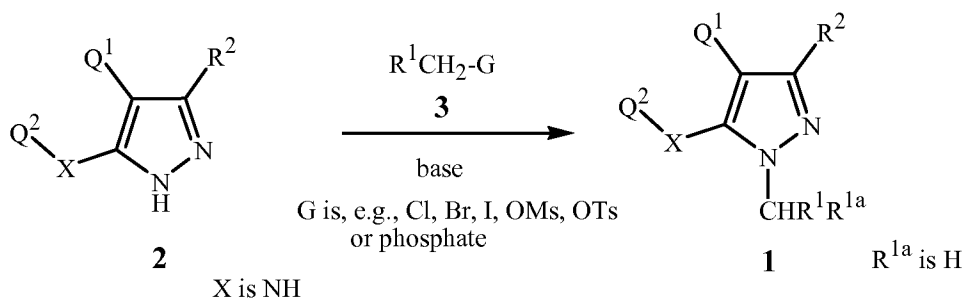
As illustrated in Scheme 1, sulfoxides and sulfones of Formula **1b** (i.e. Formula **1** wherein  $X$  is  $S(O)_m$  and  $m$  is 1 or 2) can be made via oxidation of the linking sulfur atom on sulfides of Formula **1a** (i.e. Formula **1** wherein  $X$  is  $S(O)_m$  and  $m$  is 0). In this method a compound of Formula **1b** wherein  $m$  is 1 (i.e. sulfoxides) or  $m$  is 2 (i.e. sulfones) is prepared by oxidizing a corresponding sulfide of Formula **1a** with a suitable oxidizing agent. In a typical procedure, an oxidizing agent in an amount from 1 to 4 equivalents depending on the oxidation state of the product desired is added to a solution of the compound of Formula **1a** in a solvent. Useful oxidizing agents include Oxone® (potassium peroxydisulfate), hydrogen peroxide, sodium periodate, peracetic acid and 3-chloroperbenzoic acid. The solvent is selected with regard to the oxidizing agent employed. Aqueous ethanol or aqueous acetone is preferably used with potassium peroxydisulfate, and dichloromethane is generally preferable with 3-chloroperbenzoic acid. Useful reaction temperatures typically range from  $-78$  to  $90$  °C. Particular procedures useful for oxidizing sulfides to sulfoxides and sulfones are described by Brand et al., *J. Agric. Food Chem.* **1984**, *32*, 221–226 and references cited therein.



As shown in Scheme 2, compounds of Formula **1** in which  $X$  is  $NH$  and  $R^{1a}$  is  $H$  can be prepared by the reaction of *1H*-pyrazole compounds of Formula **2** with various alkylating agents (e.g., Formula **3**), such as iodoalkanes, alkylsulfonates (e.g., mesylate (OMs) or tosylate (OTs)) or trialkyl phosphates, preferably in the presence of an organic or inorganic

base such as 1,8-diazabicyclo[5.4.0]undec-7-ene, potassium carbonate or potassium hydroxide, and in a solvent such as *N,N*-dimethylformamide, tetrahydrofuran, toluene or water.

Scheme 2



5

Compounds of Formula 1 wherein CHR<sup>1</sup>R<sup>1a</sup> forms an optionally substituted cyclopropyl ring can likewise be prepared by reaction of a pyrazole of Formula 2 with an organometallic reagent, such as tricyclopropylbismuth, in the presence of a catalyst, such as copper acetate, under conditions known in the art. See, for example, *J. Am. Chem. Soc.* **2007**, *129*(1), 44–45. Of note as starting materials in the method of Scheme 2 are compounds of Formula 2 specifically disclosed in Tables 588 through 671 below.

10

As is shown in Scheme 3, compounds of Formula 1 can be prepared by the reaction of compounds of Formula 4 (i.e. 5-aminopyrazoles for X being NR<sup>4</sup>, 5-hydroxypyrazoles (5-pyrazolones) for X being O, or 5-mercaptopyrazoles for X being S) with aromatic compounds of Formula 5 containing a leaving group G (i.e. halogen or (halo)alkylsulfonate), optionally in the presence of a metal catalyst, and generally in the presence of a base and a polar aprotic solvent such as *N,N*-dimethylformamide or dimethyl sulfoxide. For example, compounds of Formula 5 in which Q<sup>2</sup> is an electron-deficient heteroaromatic ring, or a benzene ring with electron-withdrawing substituents, react by direct displacement of the leaving group G from the ring to provide compounds of Formula 1. For compounds of Formula 5 wherein Q<sup>2</sup> is attached through a sp<sup>3</sup>-hybridized carbon atom, G is typically Cl, Br, I or a sulfonate (e.g., OS(O)<sub>2</sub>CH<sub>3</sub>). Compounds of Formula 5 are commercially available or their preparation is known in the art. Of note are embodiments of the method of Scheme 3 wherein a compound of Formula 4 is used to prepare a corresponding compound of Formula 1 specifically disclosed in Tables 85 through 252 below.

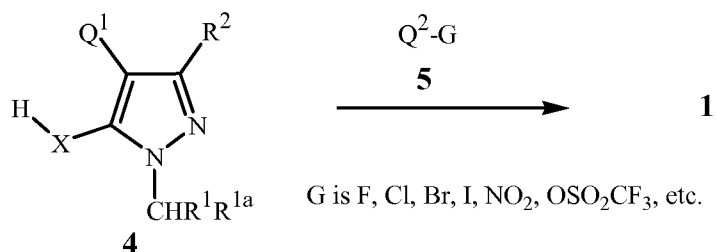
15

20

25

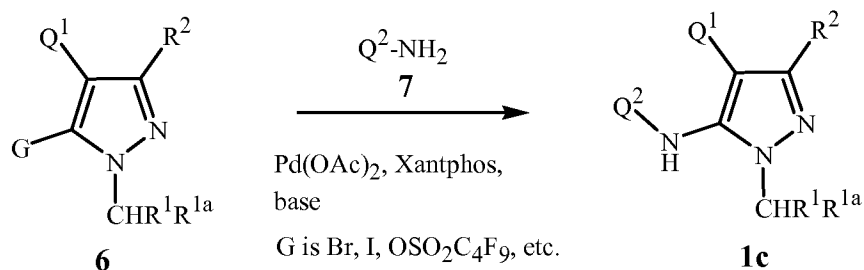
43

## Scheme 3



For reactions according to the method of Scheme 3 of a compound of Formula 4 wherein X is O or NR<sup>4</sup> with a compound of Formula 5 (Q<sup>2</sup>-G) wherein Q is an aromatic or heteroaromatic ring Q lacking sufficiently electron-withdrawing substituents, or to improve reaction rate, yield or product purity, the use of a metal catalyst (e.g., metal or metal salt) in amounts ranging from catalytic up to superstoichiometric can facilitate the desired reaction. Typically for these conditions, G is Br or I or a sulfonate such as OS(O)<sub>2</sub>CF<sub>3</sub> or OS(O)<sub>2</sub>(CF<sub>2</sub>)<sub>3</sub>CF<sub>3</sub>. For example, copper salt complexes (e.g., CuI with *N,N'*-dimethylethylenediamine, proline or bipyridyl), palladium complexes (e.g., tris(dibenzylideneacetone)dipalladium(0)) or palladium salts (e.g., palladium acetate) with ligands such as 4,5-bis(diphenylphosphino)-9,9-dimethylxanthene (i.e. "Xantphos"), 2-dicyclohexylphosphino-2',4',6'-triisopropylbiphenyl (i.e. "Xphos") or 2,2'-bis(diphenylphosphino)-1,1'-binaphthalene (i.e. "BINAP"), in the presence of a base such as potassium carbonate, cesium carbonate, sodium phenoxide or sodium *tert*-butoxide, in a solvent such as *N,N*-dimethylformamide, 1,2-dimethoxyethane, dimethyl sulfoxide, 1,4-dioxane or toluene, optionally mixed with alcohols such as ethanol, can be used. Alternatively as illustrated in Scheme 4, compounds of Formula 1c (i.e. Formula 1 in which X is NR<sup>4</sup> and R<sup>4</sup> is H) can be prepared by reaction of compounds of Formula 6 (i.e. 5-bromopyrazoles or other pyrazoles substituted at the 5-position with a leaving group) with compounds of Formula 7 under metal-catalyzed conditions similar to those described above for Scheme 3. Compounds of Formula 7 are commercially available or their preparation is known in the art.

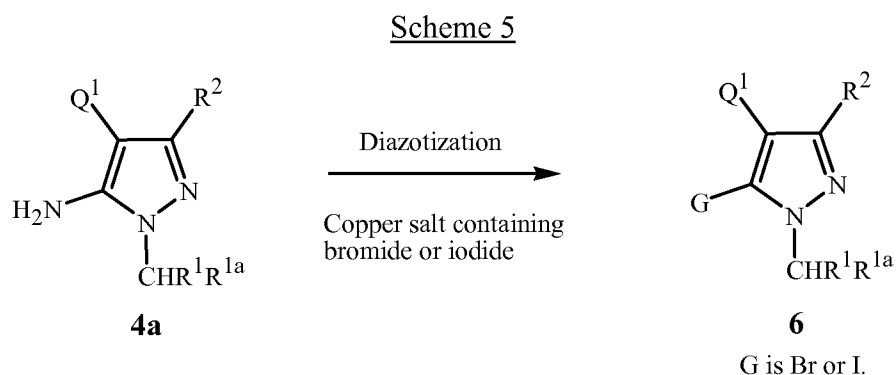
## Scheme 4



As shown in Scheme 5, compounds of Formula 6 wherein G is Br or I can be prepared by reaction of 5-aminopyrazoles of Formula 4a (i.e. Formula 4 wherein X is NH) under diazotization conditions either in the presence of, or followed by combination with, copper

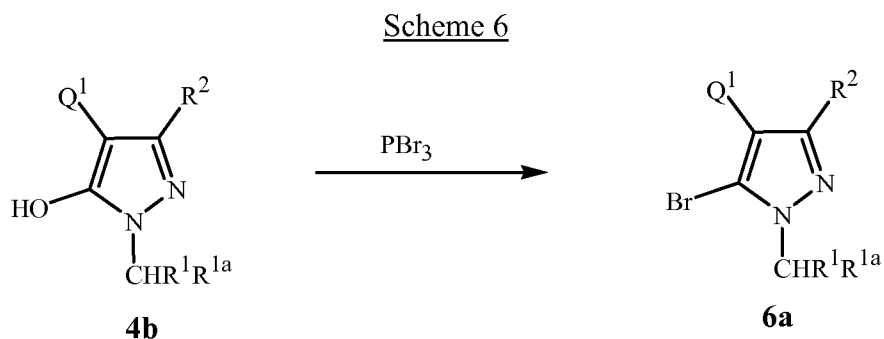
salts containing bromide or iodide. For example, addition of *tert*-butyl nitrite to a solution of a 5-aminopyrazole of Formula **4a** in the presence of CuBr<sub>2</sub> in a solvent such as acetonitrile provides the corresponding 5-bromopyrazole of Formula **6**. Likewise, a 5-aminopyrazole of Formula **4a** can be converted to a diazonium salt and then to a corresponding 5-halopyrazole of Formula **6** by treatment with sodium nitrite in solvents such as water, acetic acid or trifluoroacetic acid, in the presence of a mineral acid typically containing the same halide atom (such as aqueous HI solution for G being I), followed by treatment with the corresponding copper(I) or copper(II) salt according to general procedures well known to those skilled in the art.

10



As shown in Scheme 6, 5-bromopyrazoles of Formula **6a** (i.e. Formula **6** wherein G is Br) can be prepared by reacting 5-hydroxypyrazoles of Formula **4b** (i.e. Formula **4** wherein X is O) with phosphorus tribromide as described in *Tetrahedron Lett.* **2000**, 41(24), 4713.

15

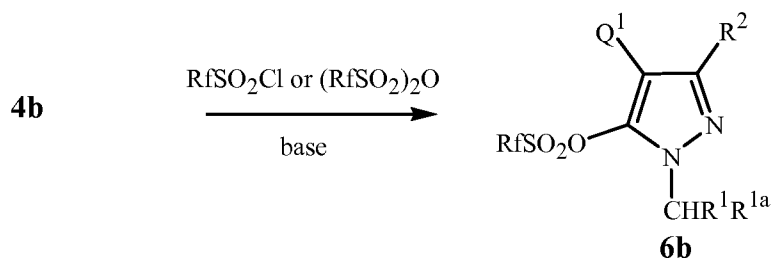


As shown in Scheme 7, 5-hydroxypyrazoles of Formula **4b** can also be used to prepare 5-fluoroalkylsulfonyl (e.g. 5-trifluoromethanesulfonyl, 5-nonafluorobutylsulfonyl) pyrazoles of Formula **6b** (i.e. Formula **6** wherein G is fluoroalkylsulfonyl) as described in *Synlett* **2004**, 5, 795.

20

45

## Scheme 7

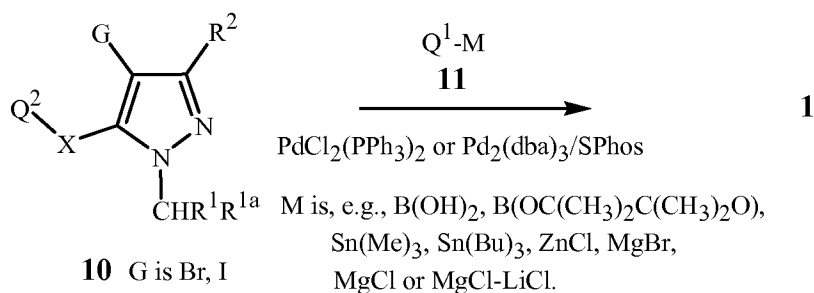


wherein Rf is fluoroalkyl such as CF<sub>3</sub> or (CF<sub>2</sub>)<sub>2</sub>CF<sub>3</sub>

As shown in Scheme 8, compounds of Formula **1** can be prepared by reaction of 4-bromo or iodo pyrazoles of Formula **10** wherein X is O, NR<sup>4</sup>, C(=O) or S(O)<sub>m</sub> in which m is 2 with organometallic compounds of formula Q<sup>1</sup>-M (Formula **11**) under transition-metal-catalyzed cross-coupling reaction conditions. Reaction of a 4-bromo or iodo pyrazole of Formula **10** with a boronic acid, trialkyltin, zinc or organomagnesium reagent of Formula **11** in the presence of a palladium or nickel catalyst having appropriate ligands (e.g., triphenylphosphine (PPh<sub>3</sub>), dibenzylideneacetone (dba), dicyclohexyl(2',6'-dimethoxy-[1,1'-biphenyl]-2-yl)phosphine (SPhos)) and a base, if needed, affords the corresponding compound of Formula **1**. For example, a substituted aryl boronic acid or derivative (e.g., Formula **11** wherein Q<sup>1</sup> is optionally substituted phenyl or heterocyclyl and M is B(OH)<sub>2</sub>, B(OC(CH<sub>3</sub>)<sub>2</sub>C(CH<sub>3</sub>)<sub>2</sub>O) or B(O-*i*-Pr)<sub>3</sub>/Li<sup>+</sup> reacts with a 4-bromo- or 4-iodopyrazole of Formula **10** in the presence of dichlorobis(triphenylphosphine) palladium(II) and aqueous base such as sodium carbonate or potassium hydroxide, in solvents such as 1,4-dioxane, 1,2-dimethoxyethane, toluene or ethyl alcohol, or under anhydrous conditions with a ligand such as phosphine oxide or phosphite ligand (e.g., diphenylphosphine oxide) and potassium fluoride in a solvent such as 1,4-dioxane (see *Angewandte Chemie, International Edition* **2008**, 47(25), 4695–4698) to provide the corresponding compound of Formula **1**.

20

## Scheme 8

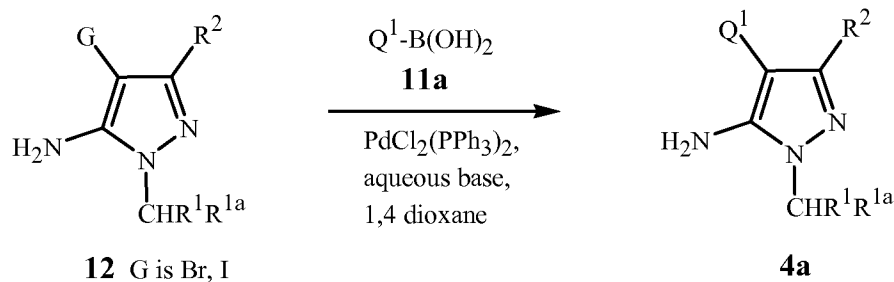


As illustrated in Scheme 9, compounds of Formula **4a** (i.e. Formula **4** wherein X is NH) can be prepared by reacting compounds of Formula **12** with compounds of Formula **11** (such as Q<sup>1</sup>-B(OH)<sub>2</sub> (Formula **11a**)) using transition-metal-catalyzed cross-coupling reaction conditions as described for the method of Scheme 8.

25

46

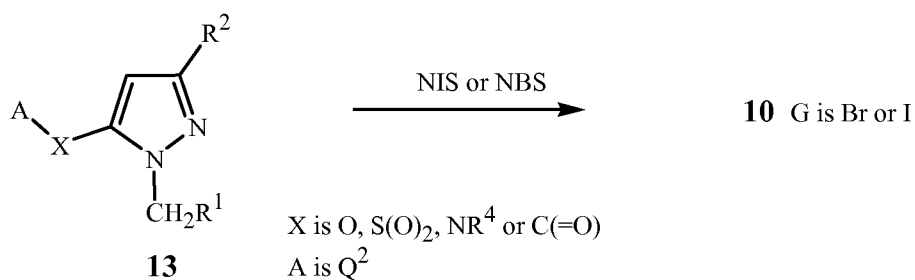
## Scheme 9



As illustrated in Scheme 10, pyrazoles of Formula **10** wherein X is O, S(O)<sub>2</sub>, NR<sup>4</sup> or C(=O) and G is Br or I are readily prepared by the reaction of pyrazoles unsubstituted at the 4-position (Formula **13**) with halogenating reagents such as bromine, sodium bromite, *N*-bromosuccinimide (NBS) or *N*-iodosuccinimide (NIS), in solvents such as acetic acid, acetonitrile, *N,N*-dimethylformamide, *N,N*-dimethylacetamide or 1,4-dioxane, or a mixture of water with the aforementioned solvents, at temperatures ranging from ambient to the boiling point of the solvent.

10

## Scheme 10



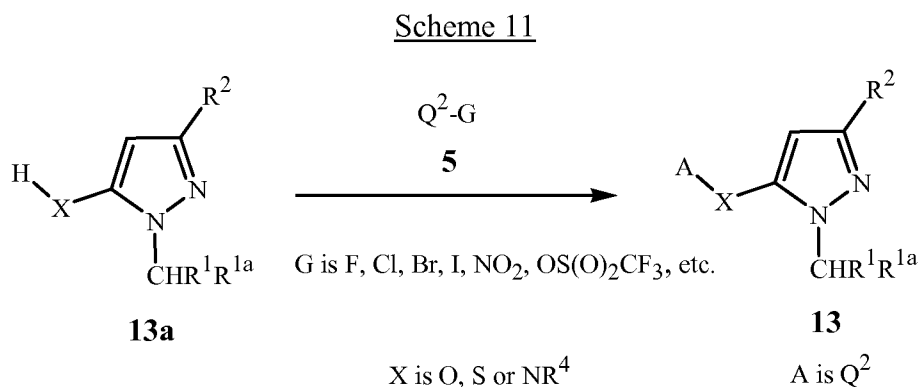
Furthermore, using reaction conditions similar to those for the method of Scheme 10, compounds of Formula **13** wherein A is H or a protecting group can be converted into intermediates corresponding to Formula **10** wherein Q<sup>2</sup> is replaced by A or a protecting group, respectively, which are useful for preparing compounds of Formula **1**. Compounds of Formula **13** wherein A is H can be prepared by methods known in the art; see, for example, *Synlett* **2004**, 5, 795–798, US 4256902 and references cited therein. Furthermore, some compounds of Formula **13** wherein A is H, particularly those in which R<sup>2</sup> is methyl, ethyl or halogen, are commercially available.

20

As shown in Scheme 11, compounds of Formula **13** wherein X is O, S(O)<sub>m</sub> or NR<sup>4</sup>, m is 0, and A is Q<sup>2</sup> can be prepared from corresponding compounds of Formula **13a** (i.e. Formula **13** wherein A is H) by procedures analogous those used for the method of Scheme 3. Compounds of Formula **13** wherein X is S (i.e. S(O)<sub>m</sub> wherein m is 0) can then be oxidized using procedures such as those used for the method of Scheme 1 to provide corresponding compounds of Formula **13** wherein X is S(O)<sub>2</sub> for use in the method of

25

Scheme 10. Compounds of Formula **13a** are commercially available or can be prepared by methods known in the art.



5 As shown in Scheme 12, compounds of Formula **1a** (i.e. Formula **1** wherein X is  $\text{S(O)}_m$  and  $m$  is 0), Formula **1d** (i.e. Formula **1** wherein X is  $\text{CR}^{15}\text{R}^{16}$ ,  $\text{R}^{15}$  is H,  $\text{R}^{16}$  is  $\text{OR}^{18}$  and  $\text{R}^{18}$  is H,) and Formula **1e** (i.e. Formula **1** wherein X is  $\text{C(=O)}$ ) can be prepared by treatment of compounds of Formula **6** with an organometallic reagent (i.e. Formula **26**) such as an alkyllithium, preferably *n*-butyllithium, or an alkylmagnesium reagent, preferably

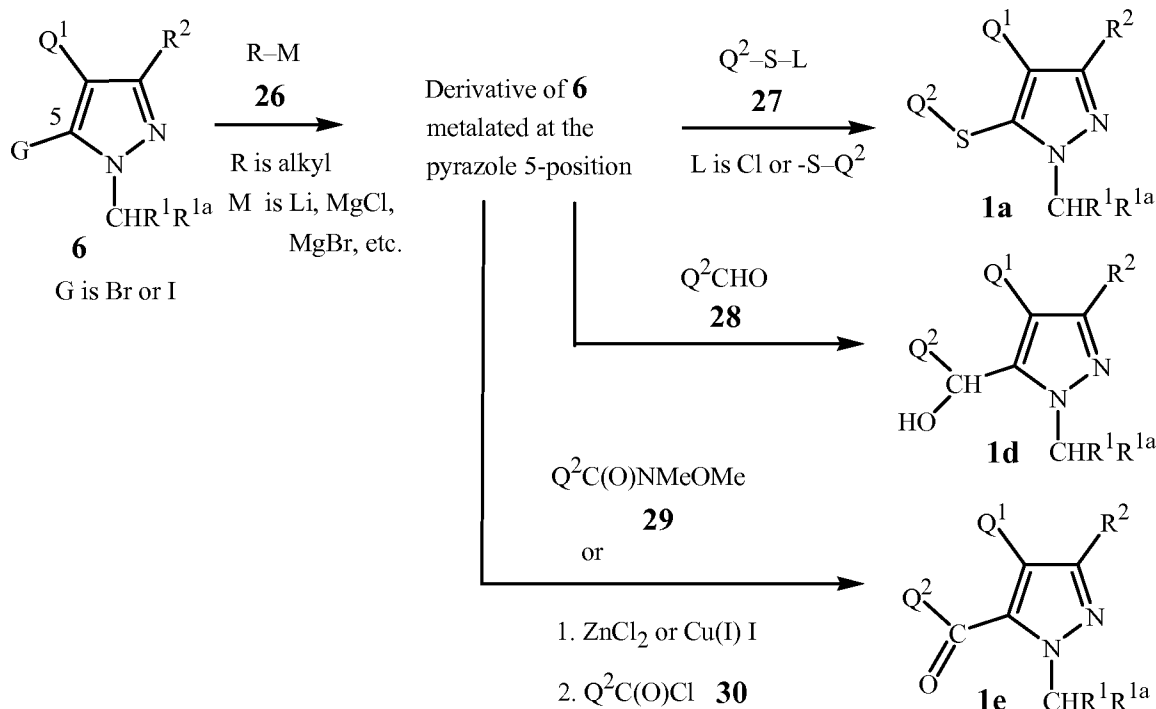
10 isopropylmagnesium chloride (optionally complexed with lithium chloride), followed by the addition of a sulfur electrophile (i.e. Formula **27**) or carbonyl electrophile (i.e. Formula **28**, **29** or **30**). Reaction temperatures can range from  $-90$  °C to the boiling point of the reaction solvent; temperatures of  $-78$  °C to ambient temperature are generally preferred, with temperatures of  $-78$  to  $-10$  °C preferred when an alkyllithium reagent is used, and  $-20$  °C to

15 ambient temperature preferred with use of alkylmagnesium reagents. A variety of solvents are useful, such as toluene, ethyl ether, tetrahydrofuran or dimethoxymethane; anhydrous tetrahydrofuran is preferred. A second metallic component, such as zinc chloride, zinc bromide or a monovalent copper salt, such as copper(I) iodide or copper(I) cyanide, can advantageously be added before the electrophile in cases in which the electrophile is

20  $\text{Q}^2\text{C(O)Cl}$  (i.e. Formula **30**). The  $\text{Q}^2$ -containing sulfur and carbonyl intermediates of Formulae **27**, **28**, **29** and **30** are commercially available or can be prepared by methods known in the art.



## Scheme 12

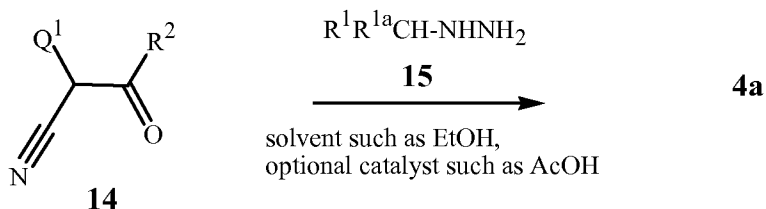


It will be recognized by one skilled in the art that reactions analogous to those shown in Scheme 12 can also be utilized with pyrazoles lacking a  $Q^1$  substituent, thus affording certain compounds of Formula **13** that are useful in the method outlined in Scheme 10.

General methods useful for preparing 5-aminopyrazoles of Formula **4a** are well known in the art; see, for example, *Journal für Praktische Chemie (Leipzig)* **1911**, 83, 171 and *J. Am. Chem. Soc.* **1954**, 76, 501. Such a method is illustrated in Scheme 13 in which  $R^2$  is alkyl or cycloalkyl.

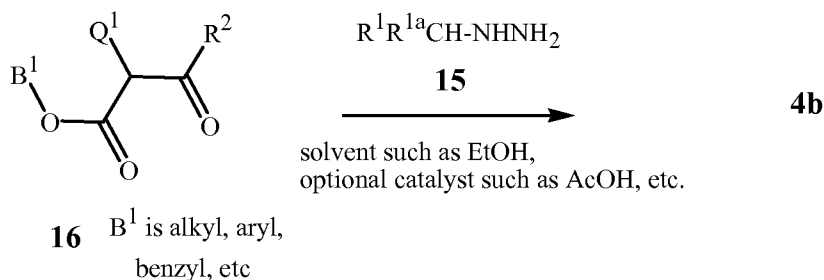
10

## Scheme 13

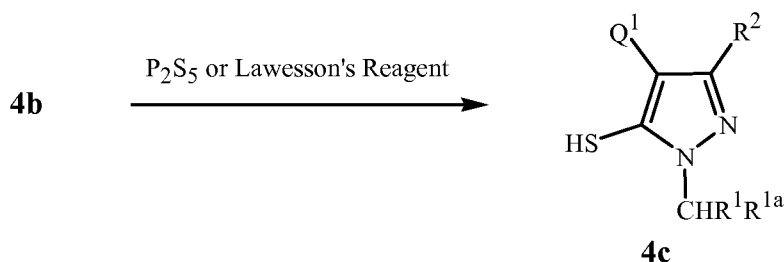


Similarly, general methods useful for preparing 5-hydroxypyrazoles of Formula **4b** are well known in the art; see, for example, *Annalen der Chemie* **1924**, 436, 88. Such a method is illustrated in Scheme 14 in which  $R^2$  is alkyl or cycloalkyl.

49

Scheme 14

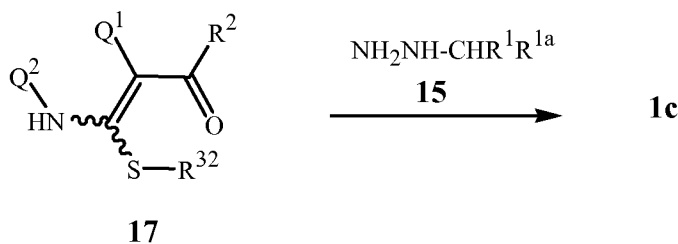
As shown in Scheme 15, 5-thiopyrazole compounds of Formula **4c** (i.e. Formula **4** wherein X is S) can be prepared by reaction of corresponding 5-hydroxypyrazole compounds of Formula **4b** with  $P_2S_5$  (see, for example, *Justus Liebigs Annalen der Chemie* **1908**, 361, 251) or with Lawesson's Reagent (2,4-bis-(4-methoxyphenyl)-1,3-dithia-2,4-diphosphetane 2,4-disulfide; see, for example, International Patent Publication WO 2005/118575) in solvents such as toluene, xylene or tetrahydrofuran.

Scheme 15

10

As shown in Scheme 16, compounds of Formula **1c** (i.e. Formula **1** wherein X is  $NR^4$  and  $R^4$  is H) can be prepared by condensing compounds of Formula **17** with alkyldiazines of Formula **15** in a solvent such as ethanol or methanol and optionally in the presence of an acid or base catalyst such as acetic acid, piperidine or sodium methoxide, according to general procedures known in the art.

15

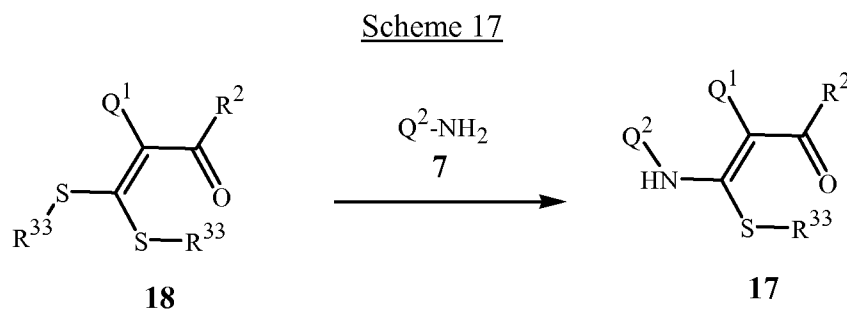
Scheme 16

wherein  $R^{32}$  is H or lower alkyl (e.g.,  $CH_3$ ,  $CH_2CH_3$  or  $(CH_2)_2CH_3$ )

In a manner analogous to the method of Scheme 16, compounds of Formula **2** wherein X is NH can be similarly prepared by condensing compounds of Formula **17** with hydrazine. This method is described in *Chemistry of Heterocyclic Compounds* **2005**, 41(1), 105–110.

20

As shown in Scheme 17, compounds of Formula **17** (wherein, e.g., R<sup>2</sup> is methyl, ethyl or optionally substituted cyclopropyl and R<sup>33</sup> is H or lower alkyl such as CH<sub>3</sub>, CH<sub>2</sub>CH<sub>3</sub> or (CH<sub>2</sub>)<sub>2</sub>CH<sub>3</sub>) can be prepared by reaction of corresponding ketene dithioacetal compounds of Formula **18** with compounds of formula Q<sup>2</sup>-NH<sub>2</sub> (i.e. Formula **7**) optionally in the presence of a base, such as sodium hydride or ethylmagnesium chloride, in solvents such as toluene, tetrahydrofuran or dimethoxymethane, at temperatures ranging from -10 °C to the boiling point of the solvent. See, for example, *J. Heterocycl. Chem.* **1975**, 12(1), 139. Methods useful for preparing compounds of Formula **18** are known in the art.



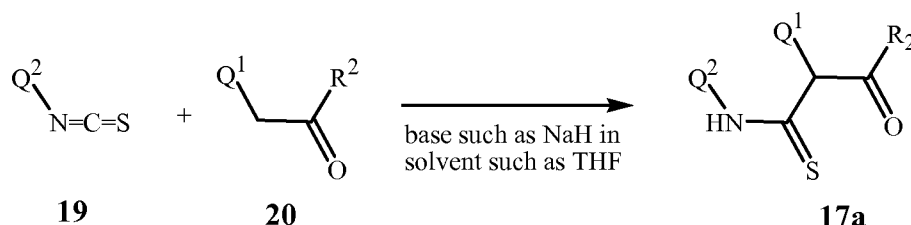
10

wherein R<sup>33</sup> is H or lower alkyl (e.g., CH<sub>3</sub>, CH<sub>2</sub>CH<sub>3</sub> or (CH<sub>2</sub>)<sub>2</sub>CH<sub>3</sub>)

It is also known in the art (see, for example, *Synthesis* **1989**, 398) that compounds of Formula **18** in which the two R<sup>33</sup> groups are taken together as a single CH<sub>2</sub> group (thus forming a dithietane ring) react with an stoichiometric excess amount of hydrazines of Formula **15** to afford compounds of Formula **4c**, which are useful for preparation of compounds of Formula **1** in which X is S according to the method of Scheme 3.

As shown in Scheme 18, compounds of Formula **17a** (i.e. tautomer of Formula **17** wherein R<sup>33</sup> is H) can be prepared by reaction of corresponding isothiocyanate compounds of Formula **19** with arylacetone compounds of Formula **20** wherein R<sup>2</sup> is methyl, ethyl or optionally substituted cyclopropyl; see, for example, *Zhurnal Organicheskoi Khimii* **1982**, 18(12), 2501. Bases useful for this reaction include sodium hydride, alkoxide bases (e.g., potassium *tert*-butoxide or sodium ethoxide), potassium hydroxide, sodium hydroxide, potassium carbonate, or amine bases (e.g., triethylamine or *N,N*-diisopropylethylamine). A variety of solvents are useful, such as tetrahydrofuran, ether, toluene, *N,N*-dimethylformamide, alcohols (e.g., ethanol), esters (e.g., ethyl acetate or isopropyl acetate), or mixtures thereof. Solvents are chosen for compatibility with the base selected, as is well-known in the art. Reaction temperatures can range from -78 °C to the boiling point of the solvent. One useful mixture of base and solvent is potassium *tert*-butoxide in tetrahydrofuran, to which at -70 to 0 °C is added a combined solution of an isothiocyanate of Formula **19** and a carbonyl compound of Formula **20**.

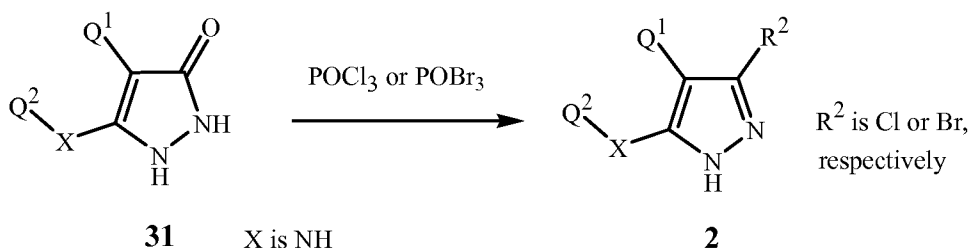
51

Scheme 18

Ketothioamides of Formula **17** can be also be prepared by allowing the corresponding ketoamides to react with sulfurizing agents such as Lawesson's reagent or  $\text{P}_2\text{S}_5$ ; see, for example, *Helv. Chim. Act.* **1998**, 81(7), 1207.

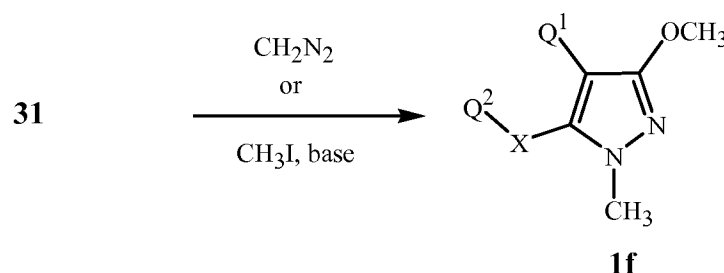
Compounds of Formula **2** wherein X is NH and  $\text{R}^2$  is Cl or Br, which are useful for preparing compounds of Formula **1** according to the method of Scheme 2, can be prepared by reaction of corresponding compounds of Formula **31** with  $\text{POCl}_3$  or  $\text{POBr}_3$  using general procedures known in the art, as shown in Scheme 19.

10

Scheme 19

As shown in Scheme 20, compounds of Formula **1f** (i.e. Formula **1** wherein  $\text{R}^1$  and  $\text{R}^{1a}$  are H and  $\text{R}^2$  is  $\text{OCH}_3$ ) can be prepared by reacting corresponding compounds of Formula **31** with diazomethane or iodomethane in the presence of base using general procedures known in the art, such as those described in *J. Heterocyclic Chem.* **1988**, 1307–1310.

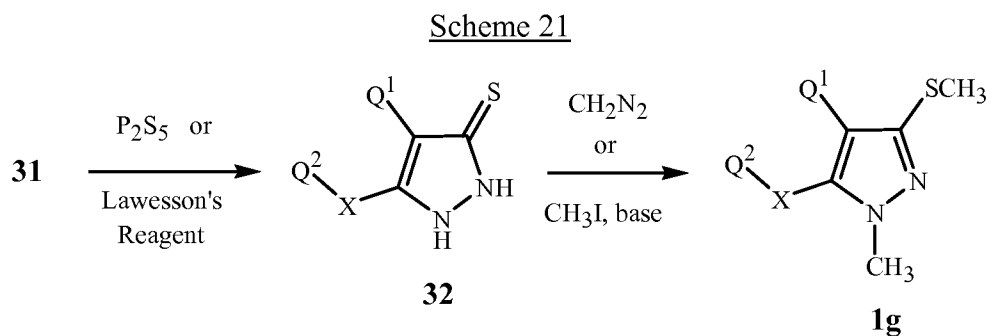
15

Scheme 20

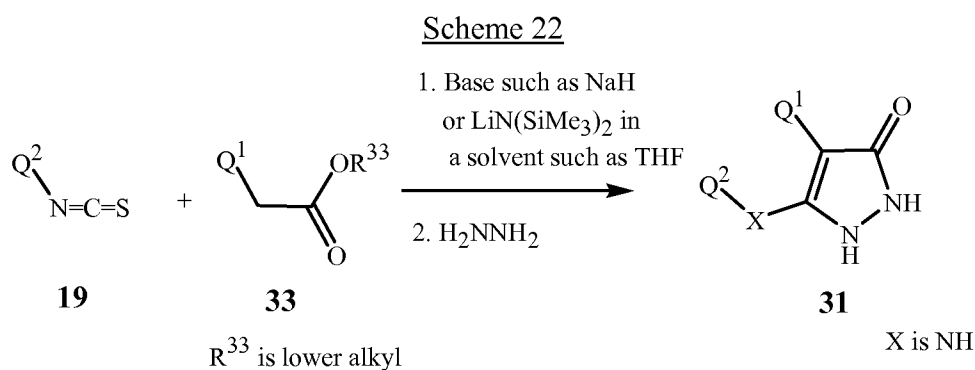
Compounds of Formula **1g** (i.e. Formula **1** wherein  $\text{R}^1$  and  $\text{R}^{1a}$  are H and  $\text{R}^2$  is  $\text{SCH}_3$ ) can be prepared by treating corresponding compounds of Formula **31** with  $\text{P}_2\text{S}_5$  or Lawesson's Reagent to prepare compounds of Formula **32**, which are then reacted with

20

diazomethane or iodomethane in the presence of base using general procedures known in the art, as shown in Scheme 21.



5 As shown in Scheme 22, compounds of Formula **31** wherein X is NH can be prepared by condensation of corresponding isothiocyanates of Formula **19** with esters of Formula **33** wherein R<sup>33</sup> is lower alkyl (e.g., methyl, ethyl, propyl) in the presence of a strong, non-nucleophilic base such as sodium hydride or lithium hexamethyldisilazide, in an inert solvent such as tetrahydrofuran (analogous to the method of Scheme 18), followed by reaction of the  
10 intermediate with hydrazine or an acid salt of hydrazine, such as, for example, an acetate or hydrochloride salt (analogous to the method of Scheme 16).



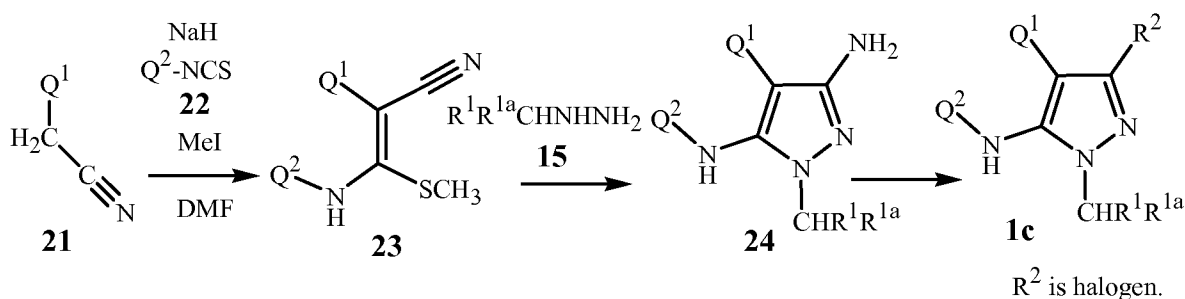
15 One skilled in the art will recognize that use of a substituted hydrazine of formula H<sub>2</sub>NNHCHR<sup>1</sup>R<sup>1a</sup> instead of unsubstituted hydrazine in the method of Scheme 22, followed by the further manipulations described for Schemes 19, 20 and 21 will also afford compounds of Formula **1**.

20 Compounds of Formula **1c** (i.e. Formula **1** wherein X is NR<sup>4</sup> and R<sup>4</sup> is H) in which R<sup>2</sup> is halogen can also be prepared as shown in Scheme 23. In this method an acetonitrile compound of Formula **21** is condensed with an isothiocyanate compound of Formula **22** in the presence of a base such as sodium hydride or potassium *tert*-butoxide, in a solvent such as *N,N*-dimethylformamide or tetrahydrofuran, to afford a cyano ketoamide intermediate compound, which is then reacted with a methylating agent such as iodomethane or dimethyl sulfate, in the presence of a base to provide the corresponding compound of Formula **23**.  
25 Alternatively, the methylating agent can be included in the reaction mixture with the compounds of Formulae **21** and **22** without isolation of the cyano ketoamide intermediate.

One skilled in the art will recognize that compounds of Formula **23** can also be prepared by a method analogous to Scheme 17 wherein the C(O)R<sup>2</sup> of the compound of Formula **18** is replaced by cyano. According to the method of Scheme 23, the resultant compound of Formula **23** is then reacted with an alkylhydrazine of Formula **15** to form the corresponding 3-aminopyrazole compound of Formula **24** using general procedures known in the art; see, for example, *J. Chem. Soc. Perkin 1* **1988**, 2, 169–173 and *J. Med. Chem.* **2003**, 46(7), 1229–1241. The amino group of the compound of Formula **24** can then be converted to R<sup>2</sup> being halogen in Formula **1c** by a diazotization reaction using conditions known in the art, such as those previously described for Scheme 5.

10

Scheme 23



Analogous to the method of Scheme 23, compounds of Formula **2** wherein X is NH and R<sup>2</sup> is halogen can be similarly prepared by condensing compounds of Formula **23** with hydrazine instead of an alkylhydrazine of Formula **15**.

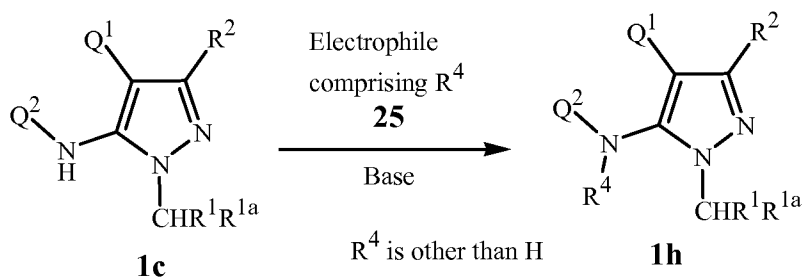
15

As shown in Scheme 24, compounds of Formula **1h** (i.e. Formula **1** wherein X is NR<sup>4</sup>) can be prepared by reacting corresponding compounds of Formula **1c** (i.e. Formula **1** wherein X is NH) with an electrophile comprising R<sup>4</sup> (i.e. Formula **25**) typically in the presence of a base such as NaH and a polar solvent such as *N,N*-dimethylformamide. In this context the expression “electrophile comprising R<sup>4</sup>” means a chemical compound capable of transferring an R<sup>4</sup> moiety to a nucleophile (such as the nitrogen atom attached to Q<sup>2</sup> in Formula **1c**). Often electrophiles comprising R<sup>4</sup> have the formula R<sup>4</sup>Lg wherein Lg is a nucleofuge (i.e. leaving group in nucleophilic reactions). Typical nucleofuges include halogens (e.g., Cl, Br, I) and sulfonates (e.g., OS(O)<sub>2</sub>CH<sub>3</sub>, OS(O)<sub>2</sub>CF<sub>3</sub>, OS(O)<sub>2</sub>-(4-CH<sub>3</sub>-Ph)). However, some electrophiles comprising R<sup>4</sup> do not comprise a nucleofuge; an example is sulfur trioxide (SO<sub>3</sub>), which after deprotonation (such as by a base of the formulae M<sup>+</sup>H<sup>-</sup> wherein M<sup>+</sup> is a cation) of the nitrogen atom attached to Q<sup>2</sup> in Formula **1c**, can bond to the nitrogen atom as a -SO<sub>3</sub><sup>-</sup>M<sup>+</sup> substituent.

20

25

## Scheme 24



It is recognized by one skilled in the art that various functional groups can be converted into others to provide different compounds of Formula 1. For example, compounds of Formula 1 in which R<sup>2</sup> is methyl, ethyl or cyclopropyl can be modified by free-radical halogenation to form compounds of Formula 1 wherein R<sup>2</sup> is halomethyl, haloethyl or halocyclopropyl. The halomethyl compounds can be used as intermediates to prepare compounds of Formula 1 wherein R<sup>2</sup> is hydroxymethyl or cyanomethyl. Compounds of Formula 1 or intermediates for their preparation may contain aromatic nitro groups, which can be reduced to amino groups, and then be converted via reactions well known in the art such as the Sandmeyer reaction, to various halides, providing other compounds of Formula 1. By similar known reactions, aromatic amines (anilines) can be converted via diazonium salts to phenols, which can then be alkylated to prepare compounds of Formula 1 with alkoxy substituents. Likewise, aromatic halides such as bromides or iodides prepared via the Sandmeyer reaction can react with alcohols under copper-catalyzed conditions, such as the Ullmann reaction or known modifications thereof, to provide compounds of Formula 1 that contain alkoxy substituents. Additionally, some halogen groups, such as fluorine or chlorine, can be displaced with alcohols under basic conditions to provide compounds of Formula 1 containing the corresponding alkoxy substituents. The resultant alkoxy compounds can themselves be used in further reactions to prepare compounds of Formula 1 wherein R<sup>3</sup> is -U-V-T (see, for example, PCT Publication WO 2007/149448 A2). Compounds of Formula 1 or precursors thereof in which R<sup>2</sup> or R<sup>3</sup> is halide, preferably bromide or iodide, are particularly useful intermediates for transition metal-catalyzed cross-coupling reactions to prepare compounds of Formula 1. These types of reactions are well documented in the literature; see, for example, Tsuji in *Transition Metal Reagents and Catalysts: Innovations in Organic Synthesis*, John Wiley and Sons, Chichester, 2002; Tsuji in *Palladium in Organic Synthesis*, Springer, 2005; and Miyaura and Buchwald in *Cross Coupling Reactions: A Practical Guide*, 2002; and references cited therein.

One skilled in the art will recognize that sulfide groups can be oxidized to the corresponding sulfoxides or sulfones by conditions well-known in the art. Likewise, compounds of Formula 1 wherein X is CR<sup>15</sup>R<sup>16</sup>, R<sup>15</sup> is H, R<sup>16</sup> is OR<sup>18</sup> and R<sup>18</sup> is H can be readily interconverted with corresponding compounds of Formula 1 wherein X is C(=O) by

alcohol oxidation and ketone reduction reactions well known in the art. Compounds of Formula 1 wherein X is C(=O) (i.e. ketones) can be readily converted to ketals using general methods known in the art, thus providing compounds of Formula 1 wherein X is CR<sup>15</sup>R<sup>16</sup> and R<sup>15</sup> and R<sup>16</sup> are taken together as -OCH<sub>2</sub>CH<sub>2</sub>O-. Compounds of Formula 1 wherein X is C(=O) can also be converted by the use of Lawesson's Reagent to prepare corresponding compounds of Formula 1 wherein X is C(=S). Furthermore, compounds of Formula 1 wherein X is CR<sup>15</sup>R<sup>16</sup>, R<sup>15</sup> is C<sub>1</sub>-C<sub>4</sub> alkyl, R<sup>16</sup> is OR<sup>18</sup>, and R<sup>18</sup> is H can be prepared by adding an alkyl Grignard reagent to the corresponding compounds of Formula 1 wherein X is C(=O).

The above reactions can also in many cases be performed in alternate sequence, such as the preparation of 1H pyrazoles for use in the reaction in Scheme 2 by reactions illustrated later for the general preparation of substituted pyrazoles. The presence of certain functional groups may not be compatible with all of these reaction conditions, and the use of protecting groups may be desirable for obtaining the desired products with improved yields and or purity.

It is recognized that some reagents and reaction conditions described above for preparing compounds of Formula 1 may not be compatible with certain functionalities present in the intermediates. In these instances, the incorporation of protection/deprotection sequences or functional group interconversions into the synthesis will aid in obtaining the desired products. The use and choice of the protecting groups will be apparent to one skilled in chemical synthesis (see, for example, Greene, T. W.; Wuts, P. G. M. *Protective Groups in Organic Synthesis*, 2nd ed.; Wiley: New York, 1991). One skilled in the art will recognize that, in some cases, after the introduction of a given reagent as it is depicted in any individual scheme, it may be necessary to perform additional routine synthetic steps not described in detail to complete the synthesis of compounds of Formula 1. One skilled in the art will also recognize that it may be necessary to perform a combination of the steps illustrated in the above schemes in an order other than that implied by the particular sequence presented to prepare the compounds of Formula 1. One skilled in the art will also recognize that compounds of Formula 1 and the intermediates described herein can be subjected to various electrophilic, nucleophilic, radical, organometallic, oxidation, and reduction reactions to add substituents or modify existing substituents.

Without further elaboration, it is believed that one skilled in the art using the preceding description can utilize the present invention to its fullest extent. The following Synthesis Examples are, therefore, to be construed as merely illustrative, and not limiting of the disclosure in any way whatsoever. Steps in the following Synthesis Examples illustrate a procedure for each step in an overall synthetic transformation, and the starting material for each step may not have necessarily been prepared by a particular preparative run whose procedure is described in other Examples or Steps. Percentages are by weight except for



chromatographic solvent mixtures or where otherwise indicated. Parts and percentages for chromatographic solvent mixtures are by volume unless otherwise indicated.  $^1\text{H}$  NMR spectra are reported in ppm downfield from tetramethylsilane in  $\text{CDCl}_3$  unless otherwise noted; "s" means singlet, "m" means multiplet, "br s" means broad singlet. Mass spectra are reported as the molecular weight of the highest isotopic abundance parent ion (M+1) formed by addition of  $\text{H}^+$  (molecular weight of 1) to the molecule, observed by mass spectrometry using atmospheric pressure chemical ionization ( $\text{AP}^+$ ) where "amu" stands for atomic mass units.

## SYNTHESIS EXAMPLE 1

10 Preparation of *N*-(3-Chlorophenyl)-4-(2,4-difluorophenyl)-1,3-dimethyl-1*H*-pyrazol-5-amine  
(Compound 1)

Step A: Preparation of  $\alpha$ -Acetyl-2,4-difluorobenzeneacetonitrile (alternatively named methyl  $\alpha$ -cyano-2,4-difluorobenzeneacetate)

---

15 Sodium hydride (60 % in mineral oil) (1.5 g, 38 mmol) was stirred in xylenes (7 mL) under a nitrogen atmosphere at ambient temperature. A solution of anhydrous ethanol (6.3 mL, 64 mmol) in xylenes (2 mL) was added dropwise over about 20 minutes at a temperature of about 40 °C. The reaction mixture was heated to 70 °C, and a solution of 2,4-difluorophenylacetonitrile (3.9 g, 25 mmol), ethyl acetate (3.8 mL, 38 mmol) and xylenes (1 mL) was added dropwise over 15 min. Additional xylenes (5 mL) was added to  
20 aid stirring. The reaction mixture was heated for 2 h, then allowed to cool. Water (50 mL) was added, and the mixture was extracted with hexanes (50 mL). The aqueous phase was then acidified to pH 3–4 with 1 N aqueous HCl solution. The aqueous phase was extracted with ether (50 mL), and the ethereal extract was washed with water (25 mL) and brine, then dried over  $\text{MgSO}_4$ , and concentrated to give the title compound as a viscous residue (3.3 g).  
25  $^1\text{H}$  NMR  $\delta$  7.42 (m, 1H), 6.8–7.0 (m, 2H), 4.95 (s, 1H), 2.36 (s, 3H).

Step B: Preparation of 4-(2,4-Difluorophenyl)-1,3-dimethyl-1*H*-pyrazol-5-amine

---

Acetic acid (0.5 mL, 8.3 mmol) and methylhydrazine (534  $\mu\text{L}$ , 10.0 mmol) were added to a solution of the residue obtained in Step A (1.6 g, 8.5 mmol) in ethyl alcohol (8 mL). The reaction mixture was then heated at reflux for 16 h under a nitrogen atmosphere. While  
30 the reaction mixture was still warm, water was added in small portions (1 mL at a time) until a precipitate formed (about 12 mL of water total). The mixture was reheated to dissolve the solids and then allowed cooled to room temperature. The resulting precipitate was collected on a glass frit, washed with 2 to 3 mL of 50% aqueous ethyl alcohol, and dried under vacuum to obtain the compound as a white solid (0.99 g).  
35  $^1\text{H}$  NMR  $\delta$  7.20 (m, 1H), 6.92 (m, 2H), 3.68 (s, 3H), 3.47 (br s, 2H), 2.14 (s, 3H).

Step C: Preparation of *N*-(3-Chlorophenyl)-4-(2,4-difluorophenyl)-1,3-dimethyl-1*H*-pyrazol-5-amine

---

Palladium(II) acetate (90 mg, 0.40 mmol), 4,5-bis(diphenylphosphino)-9,9-dimethylxanthene (460 mg, 0.80 mmol) and powdered potassium carbonate (5.5 g, 40 mmol) were combined in anhydrous 1,4-dioxane (20 mL), and the mixture was sparged with a subsurface stream of N<sub>2</sub> gas for 10 min. 4-(2,4-Difluorophenyl)-1,3-dimethyl-1*H*-pyrazol-5-amine (i.e. the product of Step B) (0.89 g, 4.0 mmol) was added in one portion, and 1-bromo-3-chlorobenzene (0.47 mL, 4.0 mmol) was added via a syringe. The reaction mixture was heated at reflux under a nitrogen atmosphere for 3 h. Additional 1-bromo-3-chlorobenzene (0.09 mL, 0.8 mmol) was added, and heating was continued for 1 h. The reaction mixture was allowed to cool to room temperature, and then partitioned between water (40 mL) and ethyl acetate (40 mL). The organic phase was washed with additional water (40 mL), brine (40 mL), dried over MgSO<sub>4</sub> and concentrated under reduced pressure. The residue was purified by column chromatography through 10 g of silica gel eluted with hexanes/ethyl acetate (1:1) to give the title compound, a compound of the present invention, as a solid (0.41 g).

<sup>1</sup>H NMR δ 7.2–7.3 (m, 2H), 7.10 (m, 1H), 6.9–7.0 (m, 2H), 6.70 (m, 1H), 6.58 (m, 1H), 6.52 (m, 1H), 3.64 (s, 3H), 2.14 (s, 3H). MS: 334 amu.

#### SYNTHESIS EXAMPLE 2

Preparation of 4-(2-Chloro-4-fluorophenyl)-*N*-(2,6-difluoro-4-methoxyphenyl)-1,3-dimethyl-1*H*-pyrazol-5-amine (Compound 17)

Step A: Preparation of 5-Bromo-4-(2-chloro-4-fluorophenyl)-1,3-dimethyl-1*H*-pyrazole

---

Copper(II) bromide (3.94 g, 17.7 mmol) was added to a solution of 4-[2-chloro-4-fluorophenyl]-1,3-dimethyl-1*H*-pyrazol-5-amine (prepared similarly to the preparation of 4-(2,4-Difluorophenyl)-1,3-dimethyl-1*H*-pyrazol-5-amine in Steps A and B of Synthesis Example 1) (2.4 g, 10 mmol) in acetonitrile (50 mL), and the mixture was stirred and cooled in an ice-water bath while *tert*-butyl nitrite (90% technical grade, 2.33 mL, 17.7 mmol) was added dropwise over 5 min. The reaction mixture was allowed to warm slowly to ambient temperature. Aqueous HCl solution (20 mL) was added, and then ethyl acetate was added (20 mL). This mixture was filtered through a 2-cm pad of Celite<sup>®</sup> diatomaceous filter aid. The filter pad was washed with ethyl acetate (20 mL), and the phases were separated. The organic phase was washed with 1.0 N aqueous hydrochloric acid solution and brine, dried over MgSO<sub>4</sub>, and concentrated to leave the title compound as an orange-brown semisolid (2.8 g).

<sup>1</sup>H NMR δ 7.18–7.25 (m, 2H), 7.04 (m, 1H), 3.89 (s, 3H), 2.14 (s, 3H).

Step B: Preparation of 4-(2-Chloro-4-fluorophenyl)-*N*-(2,6-difluoro-4-methoxyphenyl)-1,3-dimethyl-1*H*-pyrazol-5-amine

---

5-Bromo-4-(2-chloro-4-fluorophenyl)-1,3-dimethyl-1*H*-pyrazole (i.e. the product of Step A) (0.20 g, 0.66 mmol), palladium(II) acetate (15 mg, 0.066 mmol), 4,5-bis(diphenylphosphino)-9,9-dimethylxanthene (76 mg, 0.13 mmol) and powdered potassium carbonate (1.8 g, 13 mmol) were combined in anhydrous 1,4-dioxane (3 mL), and the mixture was sparged with a subsurface stream of N<sub>2</sub> gas for 10 min. 2,6-Difluoro-4-methoxyaniline (0.22 g, 1.3 mmol) was added in one portion, and the reaction mixture was heated at reflux for 22 h. The reaction mixture was filtered through Celite<sup>®</sup> diatomaceous filter aid, and the filter pad was washed with ethyl acetate (20 mL). The filtrate was washed with water (10 mL) and brine (10 mL), dried over MgSO<sub>4</sub>, and concentrated to leave a semisolid residue. This residue was purified by column chromatography through 5 g of silica gel eluted with a gradient of hexanes/ethyl acetate (20:1 to 1:3) to give the title compound, a compound of the present invention, as a light-brown solid (48 mg).  
15 <sup>1</sup>H NMR δ 7.0–7.1 (m, 2H), 6.85 (m, 1H), 6.26 (m, 2H), 4.84 (br s, 1H), 3.78 (s, 3H), 3.66 (s, 3H), 2.08 (s 3H). MS: 382 amu.

### SYNTHESIS EXAMPLE 3

Preparation of 4-(2,6-Difluoro-4-methoxyphenyl)-1,3-dimethyl-*N*-(2,4,6-trifluorophenyl)-1*H*-pyrazol-5-amine (Compound 24)

20 Step A: Preparation of 2,6-Difluoro-4-methoxybenzeneacetonitrile

---

A solution of KCN (0.88 g, 13 mmol) dissolved in water (2 mL) was added dropwise to a water-bath-cooled solution of 2,6-difluoro-4-methoxybenzyl bromide (2.50 g, 10.5 mmol) in *N,N*-dimethylformamide (10 mL). The reaction mixture was stirred for 20 min. Water was added (20 mL) and then the reaction mixture was poured into saturated aqueous NaHCO<sub>3</sub> solution (20 mL) and extracted with ether (50 mL). The organic phase was washed with water (5 x 25 mL), dried over MgSO<sub>4</sub>, and concentrated to give an oil, which crystallized on standing to provide the title compound as a white solid (1.9 g).  
25 <sup>1</sup>H NMR δ 6.50 (m, 2H), 3.80 (s, 3H), 3.65 (s, 2H).

Step B: Preparation of α-Acetyl-2,6-difluoro-4-methoxybenzeneacetonitrile

---

30 Solid sodium ethoxide (4.7 g, 66 mmol) was stirred in a mixture of xylene (20 mL) and ethanol (10 mL) and heated to 50 °C. A solution of 2,6-difluoro-4-methoxybenzeneacetonitrile (i.e. the product of Step A) (8.0 g, 44 mmol) in ethyl acetate (10.4 mL) was added dropwise. The reaction mixture was heated at 50 °C for 4 h and then allowed to cool to ambient temperature. The reaction mixture was poured into water (100 mL) and extracted with ethyl acetate (25 mL). The aqueous phase was acidified with 3 N aqueous HCl to pH 4  
35 and extracted with ethyl acetate (100 mL). This organic phase was washed with water

(50 mL), brine (50 mL), then dried over MgSO<sub>4</sub>, and concentrated to leave the title compound as a tan semisolid (8.0 g).

<sup>1</sup>H NMR δ 6.56 (m, 2H), 4.86 (s, 1H), 3.83 (s, 3H), 2.40 (s, 3H).

Step C: Preparation of 4-(2,6-Difluoro-4-methoxyphenyl)-1,3-dimethyl-1*H*-pyrazole-5-amine

5 

---

*α*-Acetyl-2,6-difluoro-4-methoxybenzeneacetonitrile (i.e. the product of Step B) (8.03 g, 35.7 mmol) and acetic acid (5 mL) were stirred in ethanol (35 mL), and methylhydrazine (1.91 mL, 35.7 mmol) was added. The reaction mixture was heated at reflux for 16 h, cooled, and then poured into water (100 mL). The resulting mixture was  
10 extracted with ethyl acetate (100 mL). The organic phase was washed with 1 N aqueous NaOH (50 mL) and then brine (50 mL), dried over MgSO<sub>4</sub>, and concentrated to leave a solid. The solid was dissolved in methanol, and the resulting solution was warmed to 45 °C. Water (25 mL) was added dropwise, and the mixture was allowed to cool. The precipitate was collected on a glass frit to give the title compound as a white solid (3.88 g).

15 <sup>1</sup>H NMR δ 6.55 (m, 2H), 3.81 (s, 3H), 3.67 (s, 3H), 3.43 (br s, 2H), 2.09 (s, 3H).

Step D: Preparation of 5-Bromo-4-(2,6-difluoro-4-methoxyphenyl)-1,3-dimethyl-1*H*-pyrazole

20 Copper(II) bromide (3.81 g, 16.9 mmol) was added to a solution of 4-(2,6-difluoro-4-methoxyphenyl)-1,3-dimethyl-1*H*-pyrazole (i.e. the product of Step C) (3.88 g, 15.4 mmol) in acetonitrile (50 mL), and the mixture was stirred and cooled in an ice-water bath while *tert*-butyl nitrite (90% technical grade, 3.54 mL, 26.9 mmol) was added dropwise over 5 min. The reaction mixture was allowed to warm slowly to ambient temperature. Aqueous hydrochloric acid solution (25 mL) was added, then ethyl acetate (25 mL) was added, and the resulting mixture was filtered through a 2-cm pad of Celite<sup>®</sup> diatomaceous  
25 filter aid. The filter pad was washed with ethyl acetate (50 mL), and the phases were separated. The organic phase was washed with 1 N aqueous HCl solution (25 mL) and brine (25 mL), dried over MgSO<sub>4</sub>, and concentrated. The residue was purified by column chromatography through 24 g of silica gel eluted with a gradient of hexanes/ethyl acetate (9:1 to 1:1) to give the title compound as a white solid (3.25 g).

30 <sup>1</sup>H NMR δ 6.54 (m, 2H), 3.88 (s, 3H), 3.83 (s, 3H), 2.16 (s, 3H).

Step E: Preparation of 4-(2,6-Difluoro-4-methoxyphenyl)-1,3-dimethyl-*N*-(2,4,6-trifluorophenyl)-1*H*-pyrazol-5-amine

35 5-Bromo-4-(2,6-difluoro-4-methoxyphenyl)-1,3-dimethyl-1*H*-pyrazole (i.e. the product of Step D) (0.30 g, 0.94 mmol), palladium(II) acetate (20 mg, 0.090 mmol), 4,5-bis(diphenylphosphino)-9,9-dimethylxanthene (0.11 g, 0.19 mmol) and powdered potassium carbonate (2.6 g, 19 mmol) were combined in anhydrous 1,4-dioxane (4 mL), and the resulting mixture was sparged with a subsurface stream of N<sub>2</sub> gas for 10 min. 2,4,6-Trifluoroaniline (0.28 g, 1.9 mmol) was added in one portion, and the reaction mixture

was heated at reflux under nitrogen for 22 h. The reaction mixture was cooled, then filtered through Celite<sup>®</sup> diatomaceous filter aid. The filter pad was washed with ethyl acetate (20 mL), and the filtrate was washed with water (10 mL) and brine (10 mL), dried over MgSO<sub>4</sub>, and concentrated to leave a semisolid residue. The residue was purified by column chromatography through 12 g of silica gel eluted with a gradient of hexanes/ethyl acetate (20:1 to 1:3) to give the title compound, a compound of the present invention, as a semisolid (73 mg).

<sup>1</sup>H NMR (acetone-*d*<sub>6</sub>) δ 6.84 (br s, 1H), 6.68 (m, 2H), 6.43 (m, 2H), 3.77 (s, 3H), 3.75 (s, 3H), 1.99 (s, 3H). MS: 384 amu (AP<sup>+</sup>).

#### SYNTHESIS EXAMPLE 4

Preparation of 4-[[4-(2-Chloro-4-fluorophenyl)-1,3-dimethyl-1*H*-pyrazol-5-yl]oxy]-3,5-difluorobenzonitrile (Compound 45)

Step A: Preparation of 4-[(1,3-Dimethyl-1*H*-pyrazol-5-yl)oxy]-3,5-difluorobenzonitrile

Potassium carbonate (1.38 g, 10 mmol) was added to a solution of 2,4-dihydro-2,5-dimethyl-3*H*-pyrazol-3-one (0.70 g, 6.3 mmol) in *N,N*-dimethylformamide (15 mL). 3,4,5-Trifluorobenzonitrile (0.94 g, 6.0 mmol) was added, and the reaction mixture was heated at 75 °C under a nitrogen atmosphere for 16 h, then allowed to cool. The reaction mixture was partitioned between water (60 mL) and ethyl acetate (30 mL). The organic phase was washed with water (2 x 30 mL) and brine (30 mL), dried over MgSO<sub>4</sub>, and concentrated to give the title compound as a yellow oil (1.38 g).

<sup>1</sup>H NMR δ 7.36 (m, 2H), 5.24 (s, 1H), 3.78 (s, 3H), 2.16 (s, 3H).

Step B: Preparation of 3,5-Difluoro-4-[(4-iodo-1,3-dimethyl-1*H*-pyrazol-5-yl)oxy]benzonitrile

A solution of 4-[(1,3-dimethyl-1*H*-pyrazol-5-yl)oxy]-3,5-difluorobenzonitrile (i.e. the product of Step A) (1.38 g, 5.5 mmol) in acetonitrile (20 mL) was stirred at ambient temperature, and *N*-iodosuccinimide (1.35 g, 6.0 mmol) was added in one portion. The reaction mixture was heated at reflux for 2 h, cooled, and then poured into water (40 mL). The resulting mixture was extracted with ethyl acetate (40 mL). The organic phase was washed with water (20 mL) and saturated aqueous NaHCO<sub>3</sub> solution (20 mL), dried over MgSO<sub>4</sub>, and concentrated under reduced pressure to give the title compound as a tan solid (2.1 g).

<sup>1</sup>H NMR (acetone-*d*<sub>6</sub>) δ 7.80 (m, 2H), 3.82 (s, 3H), 2.09 (s, 3H). MS: 376 amu (AP<sup>+</sup>).

Step C: Preparation of 4-[[4-(2-Chloro-4-fluorophenyl)-1,3-dimethyl-1*H*-pyrazol-5-yl]oxy]-3,5-difluorobenzonitrile

To a solution of 3,5-difluoro-4-[(4-iodo-1,3-dimethyl-1*H*-pyrazol-5-yl)oxy]benzonitrile (i.e. the product of Step B) (1.0 g, 2.67 mmol) in 1,4-dioxane (6 mL) was added

2-chloro-4-fluorobenzeneboronic acid (alternatively named *B*-(2-chloro-4-fluorophenyl)-boronic acid) (0.93 g, 5.33 mmol), dichloro (bis)triphenylphosphine palladium(II) (alternatively named bis(triphenylphosphine)palladium(II) dichloride) (93 mg, 0.13 mmol), potassium carbonate (0.74 g, 5.33 mmol), and water (4 mL). The resulting mixture was heated at reflux for 5 h, allowed to cool, and partitioned between water (20 mL) and ethyl acetate (20 mL). The organic layer was dried over MgSO<sub>4</sub> and concentrated. The residue was purified by chromatography on silica gel with a gradient of hexanes / ethyl acetate to obtain the title compound, a compound of the present invention, as an off-white solid (110 mg).

<sup>1</sup>H NMR δ 7.00–7.09 (m, 3H), 6.97 (m, 1H), 6.86 (m, 1H), 3.85 (s, 3H), 2.02 (s, 3H).

#### SYNTHESIS EXAMPLE 5

Preparation of 4-(2,4-Dichlorophenyl)-*N*-(2,4-difluorophenyl)-1,3-dimethyl-1*H*-pyrazol-5-amine (Compound 69)

Step A: Preparation of  $\alpha$ -Acetyl-2,4-dichloro-*N*-(2,4-difluorophenyl)benzene-ethanethioamide

2,4-Difluorophenyl isothiocyanate (0.27 mL, 2.0 mmol) was added to a stirred suspension of sodium hydride (60% in mineral oil) (112 mg, 2.8 mmol) in anhydrous tetrahydrofuran (4 mL) cooled in an ice-water bath under a nitrogen atmosphere. A solution of (2,4-dichlorophenyl)-2-propanone (570 mg, 2.8 mmol) in tetrahydrofuran (4 mL) was added dropwise over 5 min. The resultant yellow solution was stirred at 5–10 °C for 1 h. Water (10 mL) was carefully added, and the reaction mixture was extracted with ethyl acetate (10 mL). The aqueous phase was acidified to pH 3 with 1 N aqueous HCl, then extracted with ethyl acetate (20 mL). The organic extract was washed with water (10 mL) and brine (10 mL), dried over MgSO<sub>4</sub>, and concentrated to leave a solid. The solid was triturated with hexanes / ethyl acetate (2:1), collected on a glass frit, and air-dried to give the title compound as a white solid (240 mg). MS: 373 amu (AP<sup>+</sup>).

Step B: Preparation of 4-(2,4-Dichlorophenyl)-*N*-(2,4-difluorophenyl)-1,3-dimethyl-1*H*-pyrazol-5-amine

Acetic acid (50  $\mu$ L) and methylhydrazine (41  $\mu$ L) were added to a stirred suspension of  $\alpha$ -acetyl-2,4-dichloro-*N*-(2,4-difluorophenyl)benzeneethanethioamide (238 mg, 0.64 mmol) in ethanol (4 mL). The reaction mixture was heated at reflux for 2 h and allowed to cool. Then the reaction mixture was diluted with ethyl acetate (10 mL) and washed with 1 N aqueous NaOH (10 mL), water (10 mL) and brine (10 mL), dried over MgSO<sub>4</sub>, and concentrated to leave a solid residue. The residue was purified by column chromatography on 5 g of silica gel with a gradient of hexanes/ethyl acetate (2:1 to 1:1) to give the title compound as a solid (170 mg).

<sup>1</sup>H NMR δ 7.43 (s, 1H), 7.19 (m, 1H), 7.07 (m, 1H), 6.78 (m, 1H), 6.62 (m, 1H), 6.37 (m, 1H), 5.22 (br s, 1H), 3.70 (s, 3H), 2.18 (s, 3H). MS: 368 amu (AP<sup>+</sup>).

## SYNTHESIS EXAMPLE 6

Preparation of 4-(2-Chloro-4-fluorophenyl)- $\alpha$ -(2,4-difluorophenyl)-1,3-dimethyl-1*H*-pyrazole-5-methanol (Compound 351)

5 5-Bromo-4-(2-chloro-4-fluorophenyl)-1,3-dimethyl-1*H*-pyrazole (i.e. the product of Synthesis Example 2, Step A) (0.25 g, 0.82 mmol) was dissolved in anhydrous tetrahydrofuran (12 mL), and the mixture was cooled in a dry ice/acetone bath under a nitrogen atmosphere. A cyclohexane solution of *n*-butyllithium (2.0 M, 0.49 mL, 0.98 mmol) was added dropwise over 5 minutes. After 15 minutes, a solution of 2,4-difluorobenzaldehyde (0.09 mL, 0.82 mmol) in anhydrous tetrahydrofuran (3 mL) was added slowly dropwise, causing the dark red-colored solution to lighten to a yellow color. After 45 minutes, the reaction mixture was quenched by the addition of saturated aqueous NH<sub>4</sub>Cl solution (~20 mL) and allowed to warm to ambient temperature. This mixture was extracted with ethyl acetate, and the organic phase was washed with saturated aqueous NH<sub>4</sub>Cl solution (25 mL) and with brine, dried over Na<sub>2</sub>SO<sub>4</sub>, and concentrated to leave a viscous residue. This residue was purified by column chromatography through silica gel eluted with a gradient of ethyl acetate in hexane (7% to 10%) to give the title product, a compound of the present invention, as a white semi-solid (109 mg).

10 <sup>1</sup>H NMR  $\delta$  7.5 (m, 1H), 7.1 (m, 2H), 7.0 (m, 1H), 6.85 (m, 2H), 6.0 (br s, 1H), 5.9 (s, 1H), 3.8 (s, 3H), 2.1 (s, 3H). MS: 367 amu (AP<sup>+</sup>).

20

## SYNTHESIS EXAMPLE 7

Preparation of [4-(2-Chloro-4-fluorophenyl)-1,3-dimethyl-1*H*-pyrazol-5-yl](2,4-difluorophenyl)methanone (Compound 370)

25 4-(2-Chloro-4-fluorophenyl)- $\alpha$ -(2,4-difluorophenyl)-1,3-dimethyl-1*H*-pyrazole-5-methanol (i.e. the product of Synthesis Example 6) (90 mg, 0.25 mmol) was dissolved in dichloromethane (8 mL), and pyridinium dichromate (113 mg, 0.3 mmol) was added in one portion. The reaction mixture was stirred at ambient temperature for 16 h, and then the reaction mixture was partitioned between water (5 mL) and dichloromethane (5 mL). The organic phase was washed with additional water (5 mL) and with brine (5 mL), dried over Na<sub>2</sub>SO<sub>4</sub> and concentrated under reduced pressure to give a viscous residue. This residue was purified by column chromatography through silica gel eluted with a gradient of ethyl acetate in hexane (25% to 30%) to give the title product, a compound of the present invention, as a pale yellow viscous oil (29 mg).

30 <sup>1</sup>H NMR  $\delta$  7.94 (m, 1H), 7.32 (s, 1H), 7.27 (m, 1H), 7.03 (m, 1H), 6.95 (m, 1H), 6.78 (m, 1H), 3.82 (s, 3H), 2.13 (s, 3H). MS: 365 amu (AP<sup>+</sup>).

35

## SYNTHESIS EXAMPLE 8

Preparation of 5-(2,6-Difluoro-4-nitrophenoxy)-1,3-dimethyl-4-(2,4,6-trifluorophenyl)-1*H*-pyrazole (Compound 54)

---

**Step A: Preparation of Methyl 2,4,6-trifluorobenzeneacetate**

---

A solution of 2,4,6-trifluorobenzeneacetic acid (5.00 g, 26.3 mmol) in methanol (25 mL) was stirred at ambient temperature, and thionyl chloride (6 mL, ~ 3 eq.) was added dropwise, causing the temperature of the reaction mixture to reach 60 °C. The reaction mixture was allowed to cool to ambient temperature and was stirred for 3 h. Water (25 mL) was added with ice cooling. The mixture was extracted with ethyl acetate (2 x 100 mL). The combined organic phases were washed with water (2x), with saturated aqueous sodium bicarbonate solution and with brine, and dried over MgSO<sub>4</sub>. Concentration provided the title product as a clear oil (5.38 g).

<sup>1</sup>H NMR δ 6.68 (m, 2H), 3.72 (s, 3H), 3.66 (s, 2H).

---

**Step B: Preparation of Methyl α-acetyl-2,4,6-trifluorobenzeneacetate**

---

To a commercially obtained tetrahydrofuran solution of lithium bis(trimethylsilyl)amide (1.0 M, 21.0 mL), stirred under a nitrogen atmosphere and cooled to an internal temperature of -65 °C, was added dropwise over 30 minutes a solution of methyl 2,4,6-trifluorobenzeneacetate (i.e. the product of Step A) (2.04 g, 10.0 mmol) dissolved in dry tetrahydrofuran (10 mL). The reaction mixture was stirred for an additional 30 minutes, and then while maintaining the -65 °C temperature, a solution of freshly distilled acetyl chloride (0.80 mL, 11 mmol) in dry tetrahydrofuran (3 mL) was added dropwise. The reaction mixture was allowed to warm slowly to ambient temperature, and then water (30 mL) was added. The resultant mixture was extracted with ethyl acetate (60 mL). The aqueous phase was acidified with 1 N hydrochloric acid and extracted with ethyl acetate (60 mL). Only the first extract was retained, because thin layer chromatographic analysis showed the second extract to contain apparent polar impurities besides additional desired product. The initial organic phase was further washed with 1 N hydrochloric acid, water and brine, dried over MgSO<sub>4</sub>, and concentrated to provide the title product as a clear oil (1.86 g). <sup>1</sup>H NMR δ 6.69 (m, 2H), 3.7 (m, 1H and s, 3H), 1.87 (s, 3 H); minor resonances at 13.2 ppm and 4.9 ppm indicated presence of enolic tautomer.

---

**Step C: Preparation of 1,3-Dimethyl-4-(2,4,6-trifluorophenyl)-1H-pyrazol-5-ol**

---

To a solution of methyl α-acetyl-2,4,6-trifluorobenzeneacetate (i.e. the product of Step B) (2.46 g, 10.0 mmol) in methanol (15 mL) was added methylhydrazine (0.665 mL, 12.5 mmol), and the mixture was stirred at ambient temperature over 3 days. Aqueous citric acid solution (1 M, 10 mL) was added, and then water (50 mL) was added. The mixture was extracted with ethyl acetate (2 x 50 mL). The combined organic extracts were washed with water and with brine, dried over MgSO<sub>4</sub>, and concentrated to leave a yellow solid. This solid was suspended in a small volume of ethyl acetate (about 5 mL), an equal volume of hexanes was gradually added, and the suspension was stirred for 30 minutes. The solid component was collected on a glass frit, washed with small portions of ethyl acetate/hexanes (1:1 and 1:2 v:v), and allowed to dry in air to provide a white solid (1.02 g).



Evaporation of the mother liquor and treatment of the resultant residue with small volumes of ethyl acetate and hexanes as already described provided an additional 0.13 g of solid containing the title product (1.15 g total). Analysis of the combined solids by LC/MS showed a primary component of mass 242 (AP+) and a minor component, eluting later by reverse-phase LC, also having a mass of 242 (AP+). The apparent ratio of components was 94:6.

$^1\text{H}$  NMR (acetone- $d_6$ )  $\delta$  6.95 (m, 2H), 3.52 (s, 3H), 1.98 (s, 3H); 5-hydroxy resonance was not observed in this solvent.

Step D: Preparation of 5-(2,6-Difluoro-4-nitrophenoxy)-1,3-dimethyl-4-(2,4,6-trifluorophenyl)-1*H*-pyrazole

1,3-Dimethyl-4-(2,4,6-trifluorophenyl)-1*H*-pyrazol-5-ol (i.e. the product of Step C) (0.310 g, 1.28 mmol), was combined with 3,4,5-trifluoronitrobenzene (157  $\mu\text{L}$ , 1.35 mmol) and potassium carbonate powder (0.27 g, 2 mmol) in dry *N,N*-dimethylformamide (4 mL). This mixture was stirred and heated at 80 °C for 45 minutes and then allowed to cool. The reaction mixture was diluted with water (10 mL) and extracted with ethyl acetate (2 x 10 mL). The organic phase was washed with water and with brine, dried over  $\text{MgSO}_4$ , and concentrated to leave a viscous residue. This residue was purified by column chromatography through silica gel eluted with a gradient of ethyl acetate (30% to 100%) in hexane to give the title product, a compound of the present invention, as an off-white solid (209 mg).

$^1\text{H}$  NMR  $\delta$  7.71 (m, 2H), 6.54 (m, 2H), 3.86 (s, 3H), 2.07 (s, 3H); 400 amu (AP+).

#### SYNTHESIS EXAMPLE 9

Preparation of 4-[[1,3-Dimethyl-4-(2,4,6-trifluorophenyl)-1*H*-pyrazol-5-yl]oxy]-3,5-difluorobenzene (Compound 371)

5-(2,6-Difluoro-4-nitrophenoxy)-1,3-dimethyl-4-(2,4,6-trifluorophenyl)-1*H*-pyrazole (i.e. the product of Synthesis Example 8) (0.780 g, 1.95 mmol) was combined with iron powder (325 mesh, 0.58 g, 10 mmol) and ammonium chloride (64 mg, 1.2 mmol) in ethanol (27 mL) to which water (3 mL) had been added. The mixture was heated at reflux for 1.25 h and then allowed to cool. The reaction mixture was diluted with an equal volume of ethyl acetate and filtered through Celite filter aid. The filtrate was dried with  $\text{MgSO}_4$  and concentrated. Analysis by LC/MS showed the major component (93%) to have mass 370 amu (AP+). The residue was dissolved in anhydrous dimethyl sulfoxide (8 mL), and a commercial solution of sodium methoxide in methanol (0.45 mL of 25% solution) was added. This solution was stirred under nitrogen and heated at reflux for 1 h. Additional sodium methoxide/methanol solution (0.20 mL) was added, and heating was continued for an additional 30 minutes. The reaction mixture was allowed to cool, and it was then treated with aqueous citric acid solution (1 M, 5 mL), diluted with water (50 mL) and extracted with ethyl acetate (2 x 25 mL). The organic phase was washed with water (3x) and with brine,

dried over MgSO<sub>4</sub>, and concentrated to leave the title product, a compound of the present invention, as a viscous oil (0.52 g).

<sup>1</sup>H NMR δ 6.29 (m, 2H), 5.95 (m, 2H), 3.80 (s, 3H), 3.75 (s, 3H), 3.55–3.75 (br s, NH<sub>2</sub>), 2.01 (s, 3H); 382 amu (AP+).

5

## SYNTHESIS EXAMPLE 10

Preparation of 5-(4-Chloro-2,6-difluorophenoxy)-4-(2,6-difluoro-4-methoxyphenyl)-1,3-dimethyl-1*H*-pyrazole (Compound 58)

Copper(I) chloride (56 mg, 0.42 mmol) was added to a solution of 4-[[4-(2,6-difluoro-4-methoxyphenyl)-1,3-dimethyl-1*H*-pyrazol-5-yl]oxy]-3,5-difluorobenzene (prepared analogous to Synthesis Example 9) (132 mg, 0.346 mmol) in acetonitrile (5 mL). The stirred mixture was cooled using an ice-water bath, and *tert*-butyl nitrite (90% technical grade, 72 μL) was added dropwise. The reaction mixture was allowed to warm slowly to ambient temperature and stirred at room temperature overnight, and then it was heated at reflux for 1 h. Hydrochloric acid (1 N, 5 mL) was added, and the mixture was extracted with ethyl acetate (~20 mL). The organic phase was washed with brine, dried over MgSO<sub>4</sub>, and concentrated. The residue was purified by column chromatography through silica gel eluted with 20% ethyl acetate in hexane to give the title product, a compound of the present invention, as a viscous oil (45 mg).

10

15

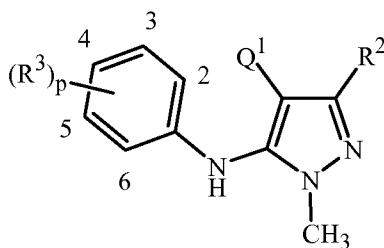
20

<sup>1</sup>H NMR δ 6.74 (m, 2H), 6.30 (m, 2H), 3.83 (s, 3H), 3.75 (s, 3H), 2.03 (s, 3H); 401 amu (AP+).

By the procedures described herein together with methods known in the art, the compounds disclosed in the Tables that follow can be prepared. The following abbreviations are used in the Table which follows: Me means methyl, Et means ethyl, *n*-Pr means *n*-propyl, *c*-Pr means cyclopropyl, Ph means phenyl, OMe (or MeO) means methoxy, OEt (or EtO) means ethoxy, -CN means cyano, and -NO<sub>2</sub> means nitro.

25

TABLE 1



Q<sup>1</sup> is 2,6-di-F-Ph, and R<sup>2</sup> is Me.

(R <sup>3</sup> ) <sub>p</sub>	(R <sup>3</sup> ) <sub>p</sub>	(R <sup>3</sup> ) <sub>p</sub>	(R <sup>3</sup> ) <sub>p</sub>	(R <sup>3</sup> ) <sub>p</sub>
2-F	3-F	4-F	2-Cl	3-Cl
4-Cl	2-Br	3-Br	4-Br	2,4-di-F
2,6-di-F	2,4,6-tri-F	2,4,5-tri-F	2,3,5-tri-F	2,3,6-tri-F

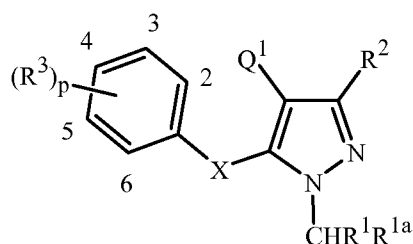
2-Cl-4-F	2-F-4-Cl	2,4-di-Cl	2,6-di-Cl	2,4,6-tri-Cl
2-Br-4-F	2-I-4-F	2-Me-4-F	2-F-4-MeO	2-Cl-4-MeO
2-Br-4-MeO	2,6-di-F-4-MeO	2-F-4-CN	2-Cl-4-CN	2-Br-4-CN
2,6-di-F-4-CN	2-Cl-4,5-di-F	2-Cl-4,6-di-F	2-Br-4,5-di-F	2-Br-4,6-di-F
4-Cl-2,5-di-F	4-Cl-2,6-di-F	4-Br-2,5-di-F	4-Br-2,6-di-F	2,4-di-Cl-6-F
2,6-di-Cl-4-F	2,6-di-Cl-4-MeO	2-CF <sub>3</sub> -4-F	4-Me	2,4-di-Me
2-F-4-Br	2-Cl-4-Br	2-Br-4-Cl	2-Br-4-F-6-Cl	2-Cl-4-Br-6-F

The present disclosure also includes Tables 2 through 84, each of which is constructed the same as Table 1 above, except that the row heading in Table 1 (i.e. “Q<sup>1</sup> is 2,6-di-F-Ph, and R<sup>2</sup> is Me.”) is replaced with the respective row heading shown below. For Example, in Table 2 the row heading is “Q<sup>1</sup> is 2,6-di-F-Ph, and R<sup>2</sup> is Cl.”, and (R<sup>3</sup>)<sub>p</sub> is as defined in Table 1 above. Thus, the first entry in Table 2 specifically discloses 2-chloro-4-(2,6-difluorophenyl)-*N*-(2-fluorophenyl)-1-methyl-1*H*-pyrazol-5-amine. Tables 3 through 84 are constructed similarly.

Table	Row Heading	Table	Row Heading
2	Q <sup>1</sup> is 2,6-di-F-Ph, and R <sup>2</sup> is Cl.	47	Q <sup>1</sup> is 2-Br-Ph, and R <sup>2</sup> is Cl.
3	Q <sup>1</sup> is 2,6-di-F-Ph, and R <sup>2</sup> is Br.	48	Q <sup>1</sup> is 2-Br-Ph, and R <sup>2</sup> is Br.
4	Q <sup>1</sup> is 2,4-di-F-Ph, and R <sup>2</sup> is Me.	49	Q <sup>1</sup> is 2-F-4-Cl-Ph, and R <sup>2</sup> is Me.
5	Q <sup>1</sup> is 2,4-di-F-Ph, and R <sup>2</sup> is Cl.	50	Q <sup>1</sup> is 2-F-4-Cl-Ph, and R <sup>2</sup> is Cl.
6	Q <sup>1</sup> is 2,4-di-F-Ph, and R <sup>2</sup> is Br.	51	Q <sup>1</sup> is 2-F-4-Cl-Ph, and R <sup>2</sup> is Br.
7	Q <sup>1</sup> is 2,4,6-tri-F-Ph, and R <sup>2</sup> is Me.	52	Q <sup>1</sup> is 2,4-di-Cl-Ph, and R <sup>2</sup> is Me.
8	Q <sup>1</sup> is 2,4,6-tri-F-Ph, and R <sup>2</sup> is Cl.	53	Q <sup>1</sup> is 2,4-di-Cl-Ph, and R <sup>2</sup> is Cl.
9	Q <sup>1</sup> is 2,4,6-tri-F-Ph, and R <sup>2</sup> is Br.	54	Q <sup>1</sup> is 2,4-di-Cl-Ph, and R <sup>2</sup> is Br.
10	Q <sup>1</sup> is 2,6-di-F-4-OMe-Ph, and R <sup>2</sup> is Me.	55	Q <sup>1</sup> is 2,6-di-Cl-Ph, and R <sup>2</sup> is Me.
11	Q <sup>1</sup> is 2,6-di-F-4-OMe-Ph, and R <sup>2</sup> is Cl.	56	Q <sup>1</sup> is 2,6-di-Cl-Ph, and R <sup>2</sup> is Cl.
12	Q <sup>1</sup> is 2,6-di-F-4-OMe-Ph, and R <sup>2</sup> is Br.	57	Q <sup>1</sup> is 2,6-di-Cl-Ph, and R <sup>2</sup> is Br.
12A	Q <sup>1</sup> is 2,6-di-F-4-OEt-Ph, and R <sup>2</sup> is Me.	58	Q <sup>1</sup> is 2-F-4-MeO-Ph, and R <sup>2</sup> is Me.
12B	Q <sup>1</sup> is 2,6-di-F-4-OEt-Ph, and R <sup>2</sup> is Cl.	59	Q <sup>1</sup> is 2-F-4-MeO-Ph, and R <sup>2</sup> is Cl.
12C	Q <sup>1</sup> is 2,6-di-F-4-OEt-Ph, and R <sup>2</sup> is Br.	60	Q <sup>1</sup> is 2-F-4-MeO-Ph, and R <sup>2</sup> is Br.
13	Q <sup>1</sup> is 2,6-di-F-4-CN-Ph, and R <sup>2</sup> is Me.	60A	Q <sup>1</sup> is 2-F-4-EtO-Ph, and R <sup>2</sup> is Me.
14	Q <sup>1</sup> is 2,6-di-F-4-CN-Ph, and R <sup>2</sup> is Cl.	60B	Q <sup>1</sup> is 2-F-4-EtO-Ph, and R <sup>2</sup> is Cl.
15	Q <sup>1</sup> is 2,6-di-F-4-CN-Ph, and R <sup>2</sup> is Br.	60C	Q <sup>1</sup> is 2-F-4-EtO-Ph, and R <sup>2</sup> is Br.
16	Q <sup>1</sup> is 2-Cl-4-F-Ph, and R <sup>2</sup> is Me.	61	Q <sup>1</sup> is 2-Cl-4-MeO-Ph, and R <sup>2</sup> is Me.
17	Q <sup>1</sup> is 2-Cl-4-F-Ph, and R <sup>2</sup> is Cl.	62	Q <sup>1</sup> is 2-Cl-4-MeO-Ph, and R <sup>2</sup> is Cl.
18	Q <sup>1</sup> is 2-Cl-4-F-Ph, and R <sup>2</sup> is Br.	63	Q <sup>1</sup> is 2-Cl-4-MeO-Ph, and R <sup>2</sup> is Br.
19	Q <sup>1</sup> is 2-Cl-6-F-Ph, and R <sup>2</sup> is Me.	63A	Q <sup>1</sup> is 2-Cl-4-EtO-Ph, and R <sup>2</sup> is Me.
20	Q <sup>1</sup> is 2-Cl-6-F-Ph, and R <sup>2</sup> is Cl.	63B	Q <sup>1</sup> is 2-Cl-4-EtO-Ph, and R <sup>2</sup> is Cl.
21	Q <sup>1</sup> is 2-Cl-6-F-Ph, and R <sup>2</sup> is Br.	63C	Q <sup>1</sup> is 2-Cl-4-EtO-Ph, and R <sup>2</sup> is Br.

Table	Row Heading	Table	Row Heading
22	Q <sup>1</sup> is 2-Cl-4,6-di-F-Ph, and R <sup>2</sup> is Me.	64	Q <sup>1</sup> is 2-Br-4-MeO-Ph, and R <sup>2</sup> is Me.
23	Q <sup>1</sup> is 2-Cl-4,6-di-F-Ph, and R <sup>2</sup> is Cl.	65	Q <sup>1</sup> is 2-Br-4-MeO-Ph, and R <sup>2</sup> is Cl.
24	Q <sup>1</sup> is 2-Cl-4,6-di-F-Ph, and R <sup>2</sup> is Br.	66	Q <sup>1</sup> is 2-Br-4-MeO-Ph, and R <sup>2</sup> is Br.
25	Q <sup>1</sup> is 4-Cl-2,6-di-F-Ph, and R <sup>2</sup> is Me.	66A	Q <sup>1</sup> is 2-Br-4-EtO-Ph, and R <sup>2</sup> is Me.
26	Q <sup>1</sup> is 4-Cl-2,6-di-F-Ph, and R <sup>2</sup> is Cl.	66B	Q <sup>1</sup> is 2-Br-4-EtO-Ph, and R <sup>2</sup> is Cl.
27	Q <sup>1</sup> is 4-Cl-2,6-di-F-Ph, and R <sup>2</sup> is Br.	66C	Q <sup>1</sup> is 2-Br-4-EtO-Ph, and R <sup>2</sup> is Br.
28	Q <sup>1</sup> is 2-Br-4-F-Ph, and R <sup>2</sup> is Me.	67	Q <sup>1</sup> is 2-F-4-CN-Ph, and R <sup>2</sup> is Me.
29	Q <sup>1</sup> is 2-Br-4-F-Ph, and R <sup>2</sup> is Cl.	68	Q <sup>1</sup> is 2-F-4-CN-Ph, and R <sup>2</sup> is Cl.
30	Q <sup>1</sup> is 2-Br-4-F-Ph, and R <sup>2</sup> is Br.	69	Q <sup>1</sup> is 2-F-4-CN-Ph, and R <sup>2</sup> is Br.
31	Q <sup>1</sup> is 2-Br-6-F-Ph, and R <sup>2</sup> is Me.	70	Q <sup>1</sup> is 2-Cl-4-CN-Ph, and R <sup>2</sup> is Me.
32	Q <sup>1</sup> is 2-Br-6-F-Ph, and R <sup>2</sup> is Cl.	71	Q <sup>1</sup> is 2-Cl-4-CN-Ph, and R <sup>2</sup> is Cl.
33	Q <sup>1</sup> is 2-Br-6-F-Ph, and R <sup>2</sup> is Br.	72	Q <sup>1</sup> is 2-Cl-4-CN-Ph, and R <sup>2</sup> is Br.
34	Q <sup>1</sup> is 2-Me-4-F-Ph, and R <sup>2</sup> is Me.	73	Q <sup>1</sup> is 2-Br-4-CN-Ph, and R <sup>2</sup> is Me.
35	Q <sup>1</sup> is 2-Me-4-F-Ph, and R <sup>2</sup> is Cl.	74	Q <sup>1</sup> is 2-Br-4-CN-Ph, and R <sup>2</sup> is Cl.
36	Q <sup>1</sup> is 2-Me-4-F-Ph, and R <sup>2</sup> is Br.	75	Q <sup>1</sup> is 2-Br-4-CN-Ph, and R <sup>2</sup> is Br.
37	Q <sup>1</sup> is 2-I-4-F-Ph, and R <sup>2</sup> is Me.	76	Q <sup>1</sup> is 2,5-di-Cl-3-pyridinyl, and R <sup>2</sup> is Me.
38	Q <sup>1</sup> is 2-I-4-F-Ph, and R <sup>2</sup> is Cl.	77	Q <sup>1</sup> is 2,5-di-Cl-3-pyridinyl, and R <sup>2</sup> is Cl.
39	Q <sup>1</sup> is 2-I-4-F-Ph, and R <sup>2</sup> is Br.	78	Q <sup>1</sup> is 2,5-di-Cl-3-pyridinyl, and R <sup>2</sup> is Br.
40	Q <sup>1</sup> is 2-F-Ph, and R <sup>2</sup> is Me.	79	Q <sup>1</sup> is 2-Cl-3-thienyl, and R <sup>2</sup> is Me.
41	Q <sup>1</sup> is 2-F-Ph, and R <sup>2</sup> is Cl.	80	Q <sup>1</sup> is 2-Cl-3-thienyl, and R <sup>2</sup> is Cl.
42	Q <sup>1</sup> is 2-F-Ph, and R <sup>2</sup> is Br.	81	Q <sup>1</sup> is 2-Cl-3-thienyl, and R <sup>2</sup> is Br.
43	Q <sup>1</sup> is 2-Cl-Ph, and R <sup>2</sup> is Me.	82	Q <sup>1</sup> is 2,5-di-Cl-3-thienyl, and R <sup>2</sup> is Me.
44	Q <sup>1</sup> is 2-Cl-Ph, and R <sup>2</sup> is Cl.	83	Q <sup>1</sup> is 2,5-di-Cl-3-thienyl, and R <sup>2</sup> is Cl.
45	Q <sup>1</sup> is 2-Cl-Ph, and R <sup>2</sup> is Br.	84	Q <sup>1</sup> is 2,5-di-Cl-3-thienyl, and R <sup>2</sup> is Br.
46	Q <sup>1</sup> is 2-Br-Ph, and R <sup>2</sup> is Me.		

TABLE 85



Q<sup>1</sup> is 2,6-di-F-Ph, X is O, R<sup>1</sup> and R<sup>1a</sup> are both H, and R<sup>2</sup> is Me.

(R <sup>3</sup> ) <sub>p</sub>	(R <sup>3</sup> ) <sub>p</sub>	(R <sup>3</sup> ) <sub>p</sub>	(R <sup>3</sup> ) <sub>p</sub>	(R <sup>3</sup> ) <sub>p</sub>
4-F	4-Cl	4-Br	2,4-di-F	2-Br-4-F
2,6-di-F	2,4-di-Cl	2,6-di-Cl	2-Cl-4-F	2-F-4-Cl

2-F-4-Br	2-Br-6-F	2-Cl-4-Br	2-Br-4-Cl	2-I-4-F
2-F-4-I	2-Cl-4,6-di-F	4-Cl-2,6-di-F	2-Br-4,6-di-F	4-Br-2,6-di-F
2-F-4-MeO	2-Cl-4-MeO	2,6-di-F-4-MeO	2-F-4-CN	2-Cl-4-CN
2-Br-4-CN	2,6-di-F-4-CN	2-F-4-NO <sub>2</sub>	2-Cl-4-NO <sub>2</sub>	2-Br-4-NO <sub>2</sub>
2,5-di-F-4-CN	4-Cl-2,5-di-F	2-Br-4,5-di-F	4-Br-2,5-di-F	2-Cl-4,5-di-F

The present disclosure also includes Tables 86 through 280, each of which is constructed the same as Table 85 above, except that the row heading in Table 85 (i.e. “Q<sup>1</sup> is 2,6-di-F-Ph, X is O, R<sup>1</sup> and R<sup>1a</sup> are both H, and R<sup>2</sup> is Me.”) is replaced with the respective row heading shown below. For Example, in Table 86 the row heading is “Q<sup>1</sup> is 2,6-di-F-Ph, X is O, R<sup>1</sup> and R<sup>1a</sup> are both H, and R<sup>2</sup> is Cl.” and (R<sup>3</sup>)<sub>p</sub> is as defined in Table 85 above. Thus, the first entry in Table 86 specifically discloses 3-chloro-4-(2,6-difluorophenyl)-5-(4-fluorophenoxy)-1-methyl-1*H*-pyrazole. Tables 87 through 280 are constructed similarly.

Table	Row Heading
86	Q <sup>1</sup> is 2,6-di-F-Ph, X is O, R <sup>1</sup> and R <sup>1a</sup> are both H, and R <sup>2</sup> is Cl.
87	Q <sup>1</sup> is 2,6-di-F-Ph, X is O, R <sup>1</sup> and R <sup>1a</sup> are both H, and R <sup>2</sup> is Br.
88	Q <sup>1</sup> is 2,4-di-F-Ph, X is O, R <sup>1</sup> and R <sup>1a</sup> are both H, and R <sup>2</sup> is Me.
89	Q <sup>1</sup> is 2,4-di-F-Ph, X is O, R <sup>1</sup> and R <sup>1a</sup> are both H, and R <sup>2</sup> is Cl.
90	Q <sup>1</sup> is 2,4-di-F-Ph, X is O, R <sup>1</sup> and R <sup>1a</sup> are both H, and R <sup>2</sup> is Br.
91	Q <sup>1</sup> is 2,4,6-tri-F-Ph, X is O, R <sup>1</sup> and R <sup>1a</sup> are both H, and R <sup>2</sup> is Me.
92	Q <sup>1</sup> is 2,4,6-tri-F-Ph, X is O, R <sup>1</sup> and R <sup>1a</sup> are both H, and R <sup>2</sup> is Cl.
93	Q <sup>1</sup> is 2,4,6-tri-F-Ph, X is O, R <sup>1</sup> and R <sup>1a</sup> are both H, and R <sup>2</sup> is Br.
94	Q <sup>1</sup> is 2,6-di-F-4-OMe-Ph, X is O, R <sup>1</sup> and R <sup>1a</sup> are both H, and R <sup>2</sup> is Me.
95	Q <sup>1</sup> is 2,6-di-F-4-OMe-Ph, X is O, R <sup>1</sup> and R <sup>1a</sup> are both H, and R <sup>2</sup> is Cl.
96	Q <sup>1</sup> is 2,6-di-F-4-OMe-Ph, X is O, R <sup>1</sup> and R <sup>1a</sup> are both H, and R <sup>2</sup> is Br.
96A	Q <sup>1</sup> is 2,6-di-F-4-OEt-Ph, X is O, R <sup>1</sup> and R <sup>1a</sup> are both H, and R <sup>2</sup> is Me.
96B	Q <sup>1</sup> is 2,6-di-F-4-OEt-Ph, X is O, R <sup>1</sup> and R <sup>1a</sup> are both H, and R <sup>2</sup> is Cl.
96C	Q <sup>1</sup> is 2,6-di-F-4-OEt-Ph, X is O, R <sup>1</sup> and R <sup>1a</sup> are both H, and R <sup>2</sup> is Br.
97	Q <sup>1</sup> is 2,6-di-F-4-CN-Ph, X is O, R <sup>1</sup> and R <sup>1a</sup> are both H, and R <sup>2</sup> is Me.
98	Q <sup>1</sup> is 2,6-di-F-4-CN-Ph, X is O, R <sup>1</sup> and R <sup>1a</sup> are both H, and R <sup>2</sup> is Cl.
99	Q <sup>1</sup> is 2,6-di-F-4-CN-Ph, X is O, R <sup>1</sup> and R <sup>1a</sup> are both H, and R <sup>2</sup> is Br.
100	Q <sup>1</sup> is 2-Cl-4-F-Ph, X is O, R <sup>1</sup> and R <sup>1a</sup> are both H, and R <sup>2</sup> is Me.
101	Q <sup>1</sup> is 2-Cl-4-F-Ph, X is O, R <sup>1</sup> and R <sup>1a</sup> are both H, and R <sup>2</sup> is Cl.
102	Q <sup>1</sup> is 2-Cl-4-F-Ph, X is O, R <sup>1</sup> and R <sup>1a</sup> are both H, and R <sup>2</sup> is Br.
103	Q <sup>1</sup> is 2-Cl-6-F-Ph, X is O, R <sup>1</sup> and R <sup>1a</sup> are both H, and R <sup>2</sup> is Me.
104	Q <sup>1</sup> is 2-Cl-6-F-Ph, X is O, R <sup>1</sup> and R <sup>1a</sup> are both H, and R <sup>2</sup> is Cl.
105	Q <sup>1</sup> is 2-Cl-6-F-Ph, X is O, R <sup>1</sup> and R <sup>1a</sup> are both H, and R <sup>2</sup> is Br.
106	Q <sup>1</sup> is 2-Cl-4,6-di-F-Ph, X is O, R <sup>1</sup> and R <sup>1a</sup> are both H, and R <sup>2</sup> is Me.
107	Q <sup>1</sup> is 2-Cl-4,6-di-F-Ph, X is O, R <sup>1</sup> and R <sup>1a</sup> are both H, and R <sup>2</sup> is Cl.

Table	Row Heading
108	Q <sup>1</sup> is 2-Cl-4,6-di-F-Ph, X is O, R <sup>1</sup> and R <sup>1a</sup> are both H, and R <sup>2</sup> is Br.
109	Q <sup>1</sup> is 4-Cl-2,6-di-F-Ph, X is O, R <sup>1</sup> and R <sup>1a</sup> are both H, and R <sup>2</sup> is Me.
110	Q <sup>1</sup> is 4-Cl-2,6-di-F-Ph, X is O, R <sup>1</sup> and R <sup>1a</sup> are both H, and R <sup>2</sup> is Cl.
111	Q <sup>1</sup> is 4-Cl-2,6-di-F-Ph, X is O, R <sup>1</sup> and R <sup>1a</sup> are both H, and R <sup>2</sup> is Br.
112	Q <sup>1</sup> is 2-Br-4-F-Ph, X is O, R <sup>1</sup> and R <sup>1a</sup> are both H, and R <sup>2</sup> is Me.
113	Q <sup>1</sup> is 2-Br-4-F-Ph, X is O, R <sup>1</sup> and R <sup>1a</sup> are both H, and R <sup>2</sup> is Cl.
114	Q <sup>1</sup> is 2-Br-4-F-Ph, X is O, R <sup>1</sup> and R <sup>1a</sup> are both H, and R <sup>2</sup> is Br.
115	Q <sup>1</sup> is 2-Br-6-F-Ph, X is O, R <sup>1</sup> and R <sup>1a</sup> are both H, and R <sup>2</sup> is Me.
116	Q <sup>1</sup> is 2-Br-6-F-Ph, X is O, R <sup>1</sup> and R <sup>1a</sup> are both H, and R <sup>2</sup> is Cl.
117	Q <sup>1</sup> is 2-Br-6-F-Ph, X is O, R <sup>1</sup> and R <sup>1a</sup> are both H, and R <sup>2</sup> is Br.
118	Q <sup>1</sup> is 2-Me-4-F-Ph, X is O, R <sup>1</sup> and R <sup>1a</sup> are both H, and R <sup>2</sup> is Me.
119	Q <sup>1</sup> is 2-Me-4-F-Ph, X is O, R <sup>1</sup> and R <sup>1a</sup> are both H, and R <sup>2</sup> is Cl.
120	Q <sup>1</sup> is 2-Me-4-F-Ph, X is O, R <sup>1</sup> and R <sup>1a</sup> are both H, and R <sup>2</sup> is Br.
121	Q <sup>1</sup> is 2-I-4-F-Ph, X is O, R <sup>1</sup> and R <sup>1a</sup> are both H, and R <sup>2</sup> is Me.
122	Q <sup>1</sup> is 2-I-4-F-Ph, X is O, R <sup>1</sup> and R <sup>1a</sup> are both H, and R <sup>2</sup> is Cl.
123	Q <sup>1</sup> is 2-I-4-F-Ph, X is O, R <sup>1</sup> and R <sup>1a</sup> are both H, and R <sup>2</sup> is Br.
124	Q <sup>1</sup> is 2-F-Ph, X is O, R <sup>1</sup> and R <sup>1a</sup> are both H, and R <sup>2</sup> is Me.
125	Q <sup>1</sup> is 2-F-Ph, X is O, R <sup>1</sup> and R <sup>1a</sup> are both H, and R <sup>2</sup> is Cl.
126	Q <sup>1</sup> is 2-F-Ph, X is O, R <sup>1</sup> and R <sup>1a</sup> are both H, and R <sup>2</sup> is Br.
127	Q <sup>1</sup> is 2-Cl-Ph, X is O, R <sup>1</sup> and R <sup>1a</sup> are both H, and R <sup>2</sup> is Me.
128	Q <sup>1</sup> is 2-Cl-Ph, X is O, R <sup>1</sup> and R <sup>1a</sup> are both H, and R <sup>2</sup> is Cl.
129	Q <sup>1</sup> is 2-Cl-Ph, X is O, R <sup>1</sup> and R <sup>1a</sup> are both H, and R <sup>2</sup> is Br.
130	Q <sup>1</sup> is 2-Br-Ph, X is O, R <sup>1</sup> and R <sup>1a</sup> are both H, and R <sup>2</sup> is Me.
131	Q <sup>1</sup> is 2-Br-Ph, X is O, R <sup>1</sup> and R <sup>1a</sup> are both H, and R <sup>2</sup> is Cl.
132	Q <sup>1</sup> is 2-Br-Ph, X is O, R <sup>1</sup> and R <sup>1a</sup> are both H, and R <sup>2</sup> is Br.
133	Q <sup>1</sup> is 2-F-4-Cl-Ph, X is O, R <sup>1</sup> and R <sup>1a</sup> are both H, and R <sup>2</sup> is Me.
134	Q <sup>1</sup> is 2-F-4-Cl-Ph, X is O, R <sup>1</sup> and R <sup>1a</sup> are both H, and R <sup>2</sup> is Cl.
135	Q <sup>1</sup> is 2-F-4-Cl-Ph, X is O, R <sup>1</sup> and R <sup>1a</sup> are both H, and R <sup>2</sup> is Br.
136	Q <sup>1</sup> is 2,4-di-Cl-Ph, X is O, R <sup>1</sup> and R <sup>1a</sup> are both H, and R <sup>2</sup> is Me.
137	Q <sup>1</sup> is 2,4-di-Cl-Ph, X is O, R <sup>1</sup> and R <sup>1a</sup> are both H, and R <sup>2</sup> is Cl.
138	Q <sup>1</sup> is 2,4-di-Cl-Ph, X is O, R <sup>1</sup> and R <sup>1a</sup> are both H, and R <sup>2</sup> is Br.
139	Q <sup>1</sup> is 2,6-di-Cl-Ph, X is O, R <sup>1</sup> and R <sup>1a</sup> are both H, and R <sup>2</sup> is Me.
140	Q <sup>1</sup> is 2,6-di-Cl-Ph, X is O, R <sup>1</sup> and R <sup>1a</sup> are both H, and R <sup>2</sup> is Cl.
141	Q <sup>1</sup> is 2,6-di-Cl-Ph, X is O, R <sup>1</sup> and R <sup>1a</sup> are both H, and R <sup>2</sup> is Br.
142	Q <sup>1</sup> is 2-F-4-MeO-Ph, X is O, R <sup>1</sup> and R <sup>1a</sup> are both H, and R <sup>2</sup> is Me.
143	Q <sup>1</sup> is 2-F-4-MeO-Ph, X is O, R <sup>1</sup> and R <sup>1a</sup> are both H, and R <sup>2</sup> is Cl.
144	Q <sup>1</sup> is 2-F-4-MeO-Ph, X is O, R <sup>1</sup> and R <sup>1a</sup> are both H, and R <sup>2</sup> is Br.

Table	Row Heading
144A	$Q^1$ is 2-F-4-EtO-Ph, X is O, $R^1$ and $R^{1a}$ are both H, and $R^2$ is Me.
144B	$Q^1$ is 2-F-4-EtO-Ph, X is O, $R^1$ and $R^{1a}$ are both H, and $R^2$ is Cl.
144C	$Q^1$ is 2-F-4-EtO-Ph, X is O, $R^1$ and $R^{1a}$ are both H, and $R^2$ is Br.
145	$Q^1$ is 2-Cl-4-MeO-Ph, X is O, $R^1$ and $R^{1a}$ are both H, and $R^2$ is Me.
146	$Q^1$ is 2-Cl-4-MeO-Ph, X is O, $R^1$ and $R^{1a}$ are both H, and $R^2$ is Cl.
147	$Q^1$ is 2-Cl-4-MeO-Ph, X is O, $R^1$ and $R^{1a}$ are both H, and $R^2$ is Br.
147A	$Q^1$ is 2-Cl-4-EtO-Ph, X is O, $R^1$ and $R^{1a}$ are both H, and $R^2$ is Me.
147B	$Q^1$ is 2-Cl-4-EtO-Ph, X is O, $R^1$ and $R^{1a}$ are both H, and $R^2$ is Cl.
147C	$Q^1$ is 2-Cl-4-EtO-Ph, X is O, $R^1$ and $R^{1a}$ are both H, and $R^2$ is Br.
148	$Q^1$ is 2-Br-4-MeO-Ph, X is O, $R^1$ and $R^{1a}$ are both H, and $R^2$ is Me.
149	$Q^1$ is 2-Br-4-MeO-Ph, X is O, $R^1$ and $R^{1a}$ are both H, and $R^2$ is Cl.
150	$Q^1$ is 2-Br-4-MeO-Ph, X is O, $R^1$ and $R^{1a}$ are both H, and $R^2$ is Br.
150A	$Q^1$ is 2-Br-4-EtO-Ph, X is O, $R^1$ and $R^{1a}$ are both H, and $R^2$ is Me.
150B	$Q^1$ is 2-Br-4-EtO-Ph, X is O, $R^1$ and $R^{1a}$ are both H, and $R^2$ is Cl.
150C	$Q^1$ is 2-Br-4-EtO-Ph, X is O, $R^1$ and $R^{1a}$ are both H, and $R^2$ is Br.
151	$Q^1$ is 2-F-4-CN-Ph, X is O, $R^1$ and $R^{1a}$ are both H, and $R^2$ is Me.
152	$Q^1$ is 2-F-4-CN-Ph, X is O, $R^1$ and $R^{1a}$ are both H, and $R^2$ is Cl.
153	$Q^1$ is 2-F-4-CN-Ph, X is O, $R^1$ and $R^{1a}$ are both H, and $R^2$ is Br.
154	$Q^1$ is 2-Cl-4-CN-Ph, X is O, $R^1$ and $R^{1a}$ are both H, and $R^2$ is Me.
155	$Q^1$ is 2-Cl-4-CN-Ph, X is O, $R^1$ and $R^{1a}$ are both H, and $R^2$ is Cl.
156	$Q^1$ is 2-Cl-4-CN-Ph, X is O, $R^1$ and $R^{1a}$ are both H, and $R^2$ is Br.
157	$Q^1$ is 2-Br-4-CN-Ph, X is O, $R^1$ and $R^{1a}$ are both H, and $R^2$ is Me.
158	$Q^1$ is 2-Br-4-CN-Ph, X is O, $R^1$ and $R^{1a}$ are both H, and $R^2$ is Cl.
159	$Q^1$ is 2-Br-4-CN-Ph, X is O, $R^1$ and $R^{1a}$ are both H, and $R^2$ is Br.
160	$Q^1$ is 2,5-di-Cl-3-pyridinyl, X is O, $R^1$ and $R^{1a}$ are both H, and $R^2$ is Me.
161	$Q^1$ is 2,5-di-Cl-3-pyridinyl, X is O, $R^1$ and $R^{1a}$ are both H, and $R^2$ is Cl.
162	$Q^1$ is 2,5-di-Cl-3-pyridinyl, X is O, $R^1$ and $R^{1a}$ are both H, and $R^2$ is Br.
163	$Q^1$ is 2-Cl-3-thienyl, X is O, $R^1$ and $R^{1a}$ are both H, and $R^2$ is Me.
164	$Q^1$ is 2-Cl-3-thienyl, X is O, $R^1$ and $R^{1a}$ are both H, and $R^2$ is Cl.
165	$Q^1$ is 2-Cl-3-thienyl, X is O, $R^1$ and $R^{1a}$ are both H, and $R^2$ is Br.
166	$Q^1$ is 2,5-di-Cl-3-thienyl, X is O, $R^1$ and $R^{1a}$ are both H, and $R^2$ is Me.
167	$Q^1$ is 2,5-di-Cl-3-thienyl, X is O, $R^1$ and $R^{1a}$ are both H, and $R^2$ is Cl.
168	$Q^1$ is 2,5-di-Cl-3-thienyl, X is O, $R^1$ and $R^{1a}$ are both H, and $R^2$ is Br.
169	$Q^1$ is 2,6-di-F-Ph, X is S, $R^1$ and $R^{1a}$ are both H, and $R^2$ is Me.
170	$Q^1$ is 2,6-di-F-Ph, X is S, $R^1$ and $R^{1a}$ are both H, and $R^2$ is Cl.
171	$Q^1$ is 2,6-di-F-Ph, X is S, $R^1$ and $R^{1a}$ are both H, and $R^2$ is Br.
172	$Q^1$ is 2,4-di-F-Ph, X is S, $R^1$ and $R^{1a}$ are both H, and $R^2$ is Me.

Table	Row Heading
173	Q <sup>1</sup> is 2,4-di-F-Ph, X is S, R <sup>1</sup> and R <sup>1a</sup> are both H, and R <sup>2</sup> is Cl.
174	Q <sup>1</sup> is 2,4-di-F-Ph, X is S, R <sup>1</sup> and R <sup>1a</sup> are both H, and R <sup>2</sup> is Br.
175	Q <sup>1</sup> is 2,4,6-tri-F-Ph, X is S, R <sup>1</sup> and R <sup>1a</sup> are both H, and R <sup>2</sup> is Me.
176	Q <sup>1</sup> is 2,4,6-tri-F-Ph, X is S, R <sup>1</sup> and R <sup>1a</sup> are both H, and R <sup>2</sup> is Cl.
177	Q <sup>1</sup> is 2,4,6-tri-F-Ph, X is S, R <sup>1</sup> and R <sup>1a</sup> are both H, and R <sup>2</sup> is Br.
178	Q <sup>1</sup> is 2,6-di-F-4-OMe-Ph, X is S, R <sup>1</sup> and R <sup>1a</sup> are both H, and R <sup>2</sup> is Me.
179	Q <sup>1</sup> is 2,6-di-F-4-OMe-Ph, X is S, R <sup>1</sup> and R <sup>1a</sup> are both H, and R <sup>2</sup> is Cl.
180	Q <sup>1</sup> is 2,6-di-F-4-OMe-Ph, X is S, R <sup>1</sup> and R <sup>1a</sup> are both H, and R <sup>2</sup> is Br.
180A	Q <sup>1</sup> is 2,6-di-F-4-OEt-Ph, X is S, R <sup>1</sup> and R <sup>1a</sup> are both H, and R <sup>2</sup> is Me.
180B	Q <sup>1</sup> is 2,6-di-F-4-OEt-Ph, X is S, R <sup>1</sup> and R <sup>1a</sup> are both H, and R <sup>2</sup> is Cl.
180C	Q <sup>1</sup> is 2,6-di-F-4-OEt-Ph, X is S, R <sup>1</sup> and R <sup>1a</sup> are both H, and R <sup>2</sup> is Br.
181	Q <sup>1</sup> is 2,6-di-F-4-CN-Ph, X is S, R <sup>1</sup> and R <sup>1a</sup> are both H, and R <sup>2</sup> is Me.
182	Q <sup>1</sup> is 2,6-di-F-4-CN-Ph, X is S, R <sup>1</sup> and R <sup>1a</sup> are both H, and R <sup>2</sup> is Cl.
183	Q <sup>1</sup> is 2,6-di-F-4-CN-Ph, X is S, R <sup>1</sup> and R <sup>1a</sup> are both H, and R <sup>2</sup> is Br.
184	Q <sup>1</sup> is 2-Cl-4-F-Ph, X is S, R <sup>1</sup> and R <sup>1a</sup> are both H, and R <sup>2</sup> is Me.
185	Q <sup>1</sup> is 2-Cl-4-F-Ph, X is S, R <sup>1</sup> and R <sup>1a</sup> are both H, and R <sup>2</sup> is Cl.
186	Q <sup>1</sup> is 2-Cl-4-F-Ph, X is S, R <sup>1</sup> and R <sup>1a</sup> are both H, and R <sup>2</sup> is Br.
187	Q <sup>1</sup> is 2-Cl-6-F-Ph, X is S, R <sup>1</sup> and R <sup>1a</sup> are both H, and R <sup>2</sup> is Me.
188	Q <sup>1</sup> is 2-Cl-6-F-Ph, X is S, R <sup>1</sup> and R <sup>1a</sup> are both H, and R <sup>2</sup> is Cl.
189	Q <sup>1</sup> is 2-Cl-6-F-Ph, X is S, R <sup>1</sup> and R <sup>1a</sup> are both H, and R <sup>2</sup> is Br.
190	Q <sup>1</sup> is 2-Cl-4,6-di-F-Ph, X is S, R <sup>1</sup> and R <sup>1a</sup> are both H, and R <sup>2</sup> is Me.
191	Q <sup>1</sup> is 2-Cl-4,6-di-F-Ph, X is S, R <sup>1</sup> and R <sup>1a</sup> are both H, and R <sup>2</sup> is Cl.
192	Q <sup>1</sup> is 2-Cl-4,6-di-F-Ph, X is S, R <sup>1</sup> and R <sup>1a</sup> are both H, and R <sup>2</sup> is Br.
193	Q <sup>1</sup> is 4-Cl-2,6-di-F-Ph, X is S, R <sup>1</sup> and R <sup>1a</sup> are both H, and R <sup>2</sup> is Me.
194	Q <sup>1</sup> is 4-Cl-2,6-di-F-Ph, X is S, R <sup>1</sup> and R <sup>1a</sup> are both H, and R <sup>2</sup> is Cl.
195	Q <sup>1</sup> is 4-Cl-2,6-di-F-Ph, X is S, R <sup>1</sup> and R <sup>1a</sup> are both H, and R <sup>2</sup> is Br.
196	Q <sup>1</sup> is 2-Br-4-F-Ph, X is S, R <sup>1</sup> and R <sup>1a</sup> are both H, and R <sup>2</sup> is Me.
197	Q <sup>1</sup> is 2-Br-4-F-Ph, X is S, R <sup>1</sup> and R <sup>1a</sup> are both H, and R <sup>2</sup> is Cl.
198	Q <sup>1</sup> is 2-Br-4-F-Ph, X is S, R <sup>1</sup> and R <sup>1a</sup> are both H, and R <sup>2</sup> is Br.
199	Q <sup>1</sup> is 2-Br-6-F-Ph, X is S, R <sup>1</sup> and R <sup>1a</sup> are both H, and R <sup>2</sup> is Me.
200	Q <sup>1</sup> is 2-Br-6-F-Ph, X is S, R <sup>1</sup> and R <sup>1a</sup> are both H, and R <sup>2</sup> is Cl.
201	Q <sup>1</sup> is 2-Br-6-F-Ph, X is S, R <sup>1</sup> and R <sup>1a</sup> are both H, and R <sup>2</sup> is Br.
202	Q <sup>1</sup> is 2-Me-4-F-Ph, X is S, R <sup>1</sup> and R <sup>1a</sup> are both H, and R <sup>2</sup> is Me.
203	Q <sup>1</sup> is 2-Me-4-F-Ph, X is S, R <sup>1</sup> and R <sup>1a</sup> are both H, and R <sup>2</sup> is Cl.
204	Q <sup>1</sup> is 2-Me-4-F-Ph, X is S, R <sup>1</sup> and R <sup>1a</sup> are both H, and R <sup>2</sup> is Br.
205	Q <sup>1</sup> is 2-I-4-F-Ph, X is S, R <sup>1</sup> and R <sup>1a</sup> are both H, and R <sup>2</sup> is Me.
206	Q <sup>1</sup> is 2-I-4-F-Ph, X is S, R <sup>1</sup> and R <sup>1a</sup> are both H, and R <sup>2</sup> is Cl.

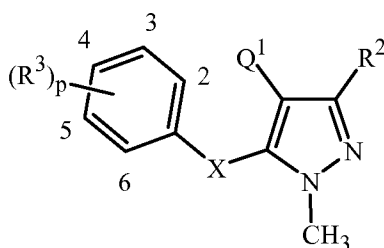


Table	Row Heading
207	Q <sup>1</sup> is 2-I-4-F-Ph, X is S, R <sup>1</sup> and R <sup>1a</sup> are both H, and R <sup>2</sup> is Br.
208	Q <sup>1</sup> is 2-F-Ph, X is S, R <sup>1</sup> and R <sup>1a</sup> are both H, and R <sup>2</sup> is Me.
209	Q <sup>1</sup> is 2-F-Ph, X is S, R <sup>1</sup> and R <sup>1a</sup> are both H, and R <sup>2</sup> is Cl.
210	Q <sup>1</sup> is 2-F-Ph, X is S, R <sup>1</sup> and R <sup>1a</sup> are both H, and R <sup>2</sup> is Br.
211	Q <sup>1</sup> is 2-Cl-Ph, X is S, R <sup>1</sup> and R <sup>1a</sup> are both H, and R <sup>2</sup> is Me.
212	Q <sup>1</sup> is 2-Cl-Ph, X is S, R <sup>1</sup> and R <sup>1a</sup> are both H, and R <sup>2</sup> is Cl.
213	Q <sup>1</sup> is 2-Cl-Ph, X is S, R <sup>1</sup> and R <sup>1a</sup> are both H, and R <sup>2</sup> is Br.
214	Q <sup>1</sup> is 2-Br-Ph, X is S, R <sup>1</sup> and R <sup>1a</sup> are both H, and R <sup>2</sup> is Me.
215	Q <sup>1</sup> is 2-Br-Ph, X is S, R <sup>1</sup> and R <sup>1a</sup> are both H, and R <sup>2</sup> is Cl.
216	Q <sup>1</sup> is 2-Br-Ph, X is S, R <sup>1</sup> and R <sup>1a</sup> are both H, and R <sup>2</sup> is Br.
217	Q <sup>1</sup> is 2-F-4-Cl-Ph, X is S, R <sup>1</sup> and R <sup>1a</sup> are both H, and R <sup>2</sup> is Me.
218	Q <sup>1</sup> is 2-F-4-Cl-Ph, X is S, R <sup>1</sup> and R <sup>1a</sup> are both H, and R <sup>2</sup> is Cl.
219	Q <sup>1</sup> is 2-F-4-Cl-Ph, X is S, R <sup>1</sup> and R <sup>1a</sup> are both H, and R <sup>2</sup> is Br.
220	Q <sup>1</sup> is 2,4-di-Cl-Ph, X is S, R <sup>1</sup> and R <sup>1a</sup> are both H, and R <sup>2</sup> is Me.
221	Q <sup>1</sup> is 2,4-di-Cl-Ph, X is S, R <sup>1</sup> and R <sup>1a</sup> are both H, and R <sup>2</sup> is Cl.
222	Q <sup>1</sup> is 2,4-di-Cl-Ph, X is S, R <sup>1</sup> and R <sup>1a</sup> are both H, and R <sup>2</sup> is Br.
223	Q <sup>1</sup> is 2,6-di-Cl-Ph, X is S, R <sup>1</sup> and R <sup>1a</sup> are both H, and R <sup>2</sup> is Me.
224	Q <sup>1</sup> is 2,6-di-Cl-Ph, X is S, R <sup>1</sup> and R <sup>1a</sup> are both H, and R <sup>2</sup> is Cl.
225	Q <sup>1</sup> is 2,6-di-Cl-Ph, X is S, R <sup>1</sup> and R <sup>1a</sup> are both H, and R <sup>2</sup> is Br.
226	Q <sup>1</sup> is 2-F-4-MeO-Ph, X is S, R <sup>1</sup> and R <sup>1a</sup> are both H, and R <sup>2</sup> is Me.
227	Q <sup>1</sup> is 2-F-4-MeO-Ph, X is S, R <sup>1</sup> and R <sup>1a</sup> are both H, and R <sup>2</sup> is Cl.
228	Q <sup>1</sup> is 2-F-4-MeO-Ph, X is S, R <sup>1</sup> and R <sup>1a</sup> are both H, and R <sup>2</sup> is Br.
228A	Q <sup>1</sup> is 2-F-4-EtO-Ph, X is S, R <sup>1</sup> and R <sup>1a</sup> are both H, and R <sup>2</sup> is Me.
228B	Q <sup>1</sup> is 2-F-4-EtO-Ph, X is S, R <sup>1</sup> and R <sup>1a</sup> are both H, and R <sup>2</sup> is Cl.
228C	Q <sup>1</sup> is 2-F-4-EtO-Ph, X is S, R <sup>1</sup> and R <sup>1a</sup> are both H, and R <sup>2</sup> is Br.
229	Q <sup>1</sup> is 2-Cl-4-MeO-Ph, X is S, R <sup>1</sup> and R <sup>1a</sup> are both H, and R <sup>2</sup> is Me.
230	Q <sup>1</sup> is 2-Cl-4-MeO-Ph, X is S, R <sup>1</sup> and R <sup>1a</sup> are both H, and R <sup>2</sup> is Cl.
231	Q <sup>1</sup> is 2-Cl-4-MeO-Ph, X is S, R <sup>1</sup> and R <sup>1a</sup> are both H, and R <sup>2</sup> is Br.
231A	Q <sup>1</sup> is 2-Cl-4-EtO-Ph, X is S, R <sup>1</sup> and R <sup>1a</sup> are both H, and R <sup>2</sup> is Me.
231B	Q <sup>1</sup> is 2-Cl-4-EtO-Ph, X is S, R <sup>1</sup> and R <sup>1a</sup> are both H, and R <sup>2</sup> is Cl.
231C	Q <sup>1</sup> is 2-Cl-4-EtO-Ph, X is S, R <sup>1</sup> and R <sup>1a</sup> are both H, and R <sup>2</sup> is Br.
232	Q <sup>1</sup> is 2-Br-4-MeO-Ph, X is S, R <sup>1</sup> and R <sup>1a</sup> are both H, and R <sup>2</sup> is Me.
233	Q <sup>1</sup> is 2-Br-4-MeO-Ph, X is S, R <sup>1</sup> and R <sup>1a</sup> are both H, and R <sup>2</sup> is Cl.
234	Q <sup>1</sup> is 2-Br-4-MeO-Ph, X is S, R <sup>1</sup> and R <sup>1a</sup> are both H, and R <sup>2</sup> is Br.
234A	Q <sup>1</sup> is 2-Br-4-EtO-Ph, X is S, R <sup>1</sup> and R <sup>1a</sup> are both H, and R <sup>2</sup> is Me.
234B	Q <sup>1</sup> is 2-Br-4-EtO-Ph, X is S, R <sup>1</sup> and R <sup>1a</sup> are both H, and R <sup>2</sup> is Cl.
234C	Q <sup>1</sup> is 2-Br-4-EtO-Ph, X is S, R <sup>1</sup> and R <sup>1a</sup> are both H, and R <sup>2</sup> is Br.

Table	Row Heading
235	Q <sup>1</sup> is 2-F-4-CN-Ph, X is S, R <sup>1</sup> and R <sup>1a</sup> are both H, and R <sup>2</sup> is Me.
236	Q <sup>1</sup> is 2-F-4-CN-Ph, X is S, R <sup>1</sup> and R <sup>1a</sup> are both H, and R <sup>2</sup> is Cl.
237	Q <sup>1</sup> is 2-F-4-CN-Ph, X is S, R <sup>1</sup> and R <sup>1a</sup> are both H, and R <sup>2</sup> is Br.
238	Q <sup>1</sup> is 2-Cl-4-CN-Ph, X is S, R <sup>1</sup> and R <sup>1a</sup> are both H, and R <sup>2</sup> is Me.
239	Q <sup>1</sup> is 2-Cl-4-CN-Ph, X is S, R <sup>1</sup> and R <sup>1a</sup> are both H, and R <sup>2</sup> is Cl.
240	Q <sup>1</sup> is 2-Cl-4-CN-Ph, X is S, R <sup>1</sup> and R <sup>1a</sup> are both H, and R <sup>2</sup> is Br.
241	Q <sup>1</sup> is 2-Br-4-CN-Ph, X is S, R <sup>1</sup> and R <sup>1a</sup> are both H, and R <sup>2</sup> is Me.
242	Q <sup>1</sup> is 2-Br-4-CN-Ph, X is S, R <sup>1</sup> and R <sup>1a</sup> are both H, and R <sup>2</sup> is Cl.
243	Q <sup>1</sup> is 2-Br-4-CN-Ph, X is S, R <sup>1</sup> and R <sup>1a</sup> are both H, and R <sup>2</sup> is Br.
244	Q <sup>1</sup> is 2,5-di-Cl-3-pyridinyl, X is S, R <sup>1</sup> and R <sup>1a</sup> are both H, and R <sup>2</sup> is Me.
245	Q <sup>1</sup> is 2,5-di-Cl-3-pyridinyl, X is S, R <sup>1</sup> and R <sup>1a</sup> are both H, and R <sup>2</sup> is Cl.
246	Q <sup>1</sup> is 2,5-di-Cl-3-pyridinyl, X is S, R <sup>1</sup> and R <sup>1a</sup> are both H, and R <sup>2</sup> is Br.
247	Q <sup>1</sup> is 2-Cl-3-thienyl, X is S, R <sup>1</sup> and R <sup>1a</sup> are both H, and R <sup>2</sup> is Me.
248	Q <sup>1</sup> is 2-Cl-3-thienyl, X is S, R <sup>1</sup> and R <sup>1a</sup> are both H, and R <sup>2</sup> is Cl.
249	Q <sup>1</sup> is 2-Cl-3-thienyl, X is S, R <sup>1</sup> and R <sup>1a</sup> are both H, and R <sup>2</sup> is Br.
250	Q <sup>1</sup> is 2,5-di-Cl-3-thienyl, X is S, R <sup>1</sup> and R <sup>1a</sup> are both H, and R <sup>2</sup> is Me.
251	Q <sup>1</sup> is 2,5-di-Cl-3-thienyl, X is S, R <sup>1</sup> and R <sup>1a</sup> are both H, and R <sup>2</sup> is Cl.
252	Q <sup>1</sup> is 2,5-di-Cl-3-thienyl, X is S, R <sup>1</sup> and R <sup>1a</sup> are both H, and R <sup>2</sup> is Br.
253	Q <sup>1</sup> is 2,6-di-F-Ph, X is NH, R <sup>1</sup> and R <sup>1a</sup> form <i>c</i> -Pr, and R <sup>2</sup> is Me.
254	Q <sup>1</sup> is 2,4-di-F-Ph, X is O, R <sup>1</sup> is Et, R <sup>1a</sup> is H, and R <sup>2</sup> is Cl.
255	Q <sup>1</sup> is 2,4,6-tri-F-Ph, X is S, R <sup>1</sup> and R <sup>1a</sup> are both H, and R <sup>2</sup> is Et.
256	Q <sup>1</sup> is 2,6-di-F-4-OMe-Ph, X is CHOH, R <sup>1</sup> and R <sup>1a</sup> are both H, and R <sup>2</sup> is CF <sub>3</sub> .
257	Q <sup>1</sup> is 2,6-di-F-4-CN-Ph, X is NH, R <sup>1</sup> is CH=CH <sub>2</sub> , R <sup>1a</sup> is H, and R <sup>2</sup> is Cl.
258	Q <sup>1</sup> is 2-Cl-4-F-Ph, X is CHOH, X is O, R <sup>1</sup> is <i>c</i> -Pr, R <sup>1a</sup> is H, and R <sup>2</sup> is Br.
259	Q <sup>1</sup> is 2-Cl-6-F-Ph, X is S, R <sup>1</sup> and R <sup>1a</sup> form <i>c</i> -Pr, and R <sup>2</sup> is Me.
260	Q <sup>1</sup> is 2-Cl-4,6-di-F-Ph, X is CHOH, R <sup>1</sup> is <i>c</i> -Pr, R <sup>1a</sup> is H, and R <sup>2</sup> is Cl.
261	Q <sup>1</sup> is 4-Cl-2,6-di-F-Ph, X is NH, X is NH, R <sup>1</sup> is Et, R <sup>1a</sup> is H, and R <sup>2</sup> is Br.
262	Q <sup>1</sup> is 2-Br-4-F-Ph, X is O, R <sup>1</sup> and R <sup>1a</sup> are both H, and R <sup>2</sup> is Et.
263	Q <sup>1</sup> is 2-Br-6-F-Ph, X is S, R <sup>1</sup> is CH <sub>2</sub> CH=CH <sub>2</sub> , R <sup>1a</sup> is H, and R <sup>2</sup> is Cl.
264	Q <sup>1</sup> is 2-Me-4-F-Ph, X is CHOH, R <sup>1</sup> and R <sup>1a</sup> are both H, and R <sup>2</sup> is <i>c</i> -Pr.
265	Q <sup>1</sup> is 2-I-4-F-Ph, X is NH, R <sup>1</sup> is CH <sub>2</sub> CF <sub>3</sub> , R <sup>1a</sup> is H, and R <sup>2</sup> is Me.
266	Q <sup>1</sup> is 2-F-Ph, X is O, R <sup>1</sup> is CH <sub>2</sub> F, R <sup>1a</sup> is H, and R <sup>2</sup> is Cl.
267	Q <sup>1</sup> is 2-Cl-Ph, X is S, R <sup>1</sup> and R <sup>1a</sup> are both H, and R <sup>2</sup> is CH <sub>2</sub> Cl.
268	Q <sup>1</sup> is 2-Br-Ph, X is CHCH <sub>3</sub> , R <sup>1</sup> and R <sup>1a</sup> are both H, and R <sup>2</sup> is Me.
269	Q <sup>1</sup> is 2-F-4-Cl-Ph, X is C(CH <sub>3</sub> )OH, R <sup>1</sup> and R <sup>1a</sup> are both H, and R <sup>2</sup> is Me.
270	Q <sup>1</sup> is 2,4-di-Cl-Ph, X is O, R <sup>1</sup> is Et, R <sup>1a</sup> is H, and R <sup>2</sup> is Br.
271	Q <sup>1</sup> is 2,6-di-Cl-Ph, X is S, R <sup>1</sup> and R <sup>1a</sup> are both H, and R <sup>2</sup> is OMe.

Table	Row Heading
272	Q <sup>1</sup> is 2-F-4-MeO-Ph, X is CHOCH <sub>3</sub> , R <sup>1</sup> and R <sup>1a</sup> are both H, and R <sup>2</sup> is Cl.
273	Q <sup>1</sup> is 2-Cl-4-MeO-Ph, X is NH, R <sup>1</sup> and R <sup>1a</sup> form <i>c</i> -Pr, and R <sup>2</sup> is Br.
274	Q <sup>1</sup> is 2-Br-4-MeO-Ph, X is O, R <sup>1</sup> is <i>n</i> -Pr, R <sup>1a</sup> is H, and R <sup>2</sup> is Me.
275	Q <sup>1</sup> is 2-F-4-CN-Ph, X is NH, R <sup>1</sup> is CH <sub>2</sub> C≡CH, R <sup>1a</sup> is H, and R <sup>2</sup> is Cl.
276	Q <sup>1</sup> is 2-Cl-4-CN-Ph, X is C(OCH <sub>3</sub> ) <sub>2</sub> , R <sup>1</sup> and R <sup>1a</sup> are both H, and R <sup>2</sup> is Br.
277	Q <sup>1</sup> is 2-Br-4-CN-Ph, X is NH, R <sup>1</sup> and R <sup>1a</sup> form <i>c</i> -Pr, and R <sup>2</sup> is Me.
278	Q <sup>1</sup> is 2,5-di-Cl-3-pyridinyl, X is O, R <sup>1</sup> is <i>c</i> -Pr, R <sup>1a</sup> is H, and R <sup>2</sup> is Cl.
279	Q <sup>1</sup> is 2-Cl-3-thienyl, X is S, R <sup>1</sup> and R <sup>1a</sup> are both H, and R <sup>2</sup> is Et.
280	Q <sup>1</sup> is 2,5-di-Cl-3-thienyl, X is CHOH, R <sup>1</sup> is Et, R <sup>1a</sup> is H, and R <sup>2</sup> is Me.

TABLE 281



Q<sup>1</sup> is 2,6-di-F-Ph, X is CHOH, and R<sup>2</sup> is Me.

(R <sup>3</sup> ) <sub>p</sub>	(R <sup>3</sup> ) <sub>p</sub>	(R <sup>3</sup> ) <sub>p</sub>	(R <sup>3</sup> ) <sub>p</sub>	(R <sup>3</sup> ) <sub>p</sub>
4-F	4-Cl	4-Br	4-Me	2,4-di-F
2,6-di-F	2,4-di-Cl	2,6-di-Cl	2-Cl-4-F	2-F-4-Cl
2-F-4-Br	2-Br-6-F	2-Cl-4-Br	2-Br-4-Cl	2-I-4-F
2-F-4-I	2-Cl-4,6-di-F	4-Cl-2,6-di-F	2-Br-4,6-di-F	4-Br-2,6-di-F
2-Br-4-F	2-Me-4-F	2,4,6-tri-F	2-Cl-4,5-di-F	4-Cl-2,5-di-F
2-F-4-CN	2-Cl-4-CN	2-Br-4-CN	2,6-diF-4-CN	2-F-4-MeO
2-Cl-4-MeO	2-Br-4-MeO	2,6-di-F-4-MeO	4-Br-2,5-di-F	2-Br-4,5-di-F

The present disclosure also includes Tables 282 through 448, each of which is constructed the same as Table 281 above, except that the row heading in Table 281 (i.e. “Q<sup>1</sup> is 2,6-di-F-Ph, X is CHOH, and R<sup>2</sup> is Me.”) is replaced with the respective row heading shown below. For Example, in Table 282 the row heading is “Q<sup>1</sup> is 2,6-di-F-Ph, X is CHOH, and R<sup>2</sup> is Cl.” and (R<sup>3</sup>)<sub>p</sub> is as defined in Table 281 above. Thus, the first entry in Table 282 specifically discloses 3-chloro-4-(2,6-difluorophenyl)- $\alpha$ -(4-fluorophenyl)-1-methyl-1*H*-pyrazole-5-methanol. Tables 283 through 448 are constructed similarly.

Table	Row Heading
282	Q <sup>1</sup> is 2,6-di-F-Ph, X is CHOH, and R <sup>2</sup> is Cl.
283	Q <sup>1</sup> is 2,6-di-F-Ph, X is CHOH, and R <sup>2</sup> is Br.
284	Q <sup>1</sup> is 2,4-di-F-Ph, X is CHOH, and R <sup>2</sup> is Me.

Table	Row Heading
285	Q <sup>1</sup> is 2,4-di-F-Ph, X is CHO <sub>H</sub> , and R <sup>2</sup> is Cl.
286	Q <sup>1</sup> is 2,4-di-F-Ph, X is CHO <sub>H</sub> , and R <sup>2</sup> is Br.
287	Q <sup>1</sup> is 2,4,6-tri-F-Ph, X is CHO <sub>H</sub> , and R <sup>2</sup> is Me.
288	Q <sup>1</sup> is 2,4,6-tri-F-Ph, X is CHO <sub>H</sub> , and R <sup>2</sup> is Cl.
289	Q <sup>1</sup> is 2,4,6-tri-F-Ph, X is CHO <sub>H</sub> , and R <sup>2</sup> is Br.
290	Q <sup>1</sup> is 2,6-di-F-4-OMe-Ph, X is CHO <sub>H</sub> , and R <sup>2</sup> is Me.
291	Q <sup>1</sup> is 2,6-di-F-4-OMe-Ph, X is CHO <sub>H</sub> , and R <sup>2</sup> is Cl.
292	Q <sup>1</sup> is 2,6-di-F-4-OMe-Ph, X is CHO <sub>H</sub> , and R <sup>2</sup> is Br.
292A	Q <sup>1</sup> is 2,6-di-F-4-OEt-Ph, X is CHO <sub>H</sub> , and R <sup>2</sup> is Me.
292B	Q <sup>1</sup> is 2,6-di-F-4-OEt-Ph, X is CHO <sub>H</sub> , and R <sup>2</sup> is Cl.
292C	Q <sup>1</sup> is 2,6-di-F-4-OEt-Ph, X is CHO <sub>H</sub> , and R <sup>2</sup> is Br.
293	Q <sup>1</sup> is 2,6-di-F-4-CN-Ph, X is CHO <sub>H</sub> , and R <sup>2</sup> is Me.
294	Q <sup>1</sup> is 2,6-di-F-4-CN-Ph, X is CHO <sub>H</sub> , and R <sup>2</sup> is Cl.
295	Q <sup>1</sup> is 2,6-di-F-4-CN-Ph, X is CHO <sub>H</sub> , and R <sup>2</sup> is Br.
296	Q <sup>1</sup> is 2-Cl-4-F-Ph, X is CHO <sub>H</sub> , and R <sup>2</sup> is Me.
297	Q <sup>1</sup> is 2-Cl-4-F-Ph, X is CHO <sub>H</sub> , and R <sup>2</sup> is Cl.
298	Q <sup>1</sup> is 2-Cl-4-F-Ph, X is CHO <sub>H</sub> , and R <sup>2</sup> is Br.
299	Q <sup>1</sup> is 2-Cl-6-F-Ph, X is CHO <sub>H</sub> , and R <sup>2</sup> is Me.
300	Q <sup>1</sup> is 2-Cl-6-F-Ph, X is CHO <sub>H</sub> , and R <sup>2</sup> is Cl.
301	Q <sup>1</sup> is 2-Cl-6-F-Ph, X is CHO <sub>H</sub> , and R <sup>2</sup> is Br.
302	Q <sup>1</sup> is 2-Cl-4,6-di-F-Ph, X is CHO <sub>H</sub> , and R <sup>2</sup> is Me.
303	Q <sup>1</sup> is 2-Cl-4,6-di-F-Ph, X is CHO <sub>H</sub> , and R <sup>2</sup> is Cl.
304	Q <sup>1</sup> is 2-Cl-4,6-di-F-Ph, X is CHO <sub>H</sub> , and R <sup>2</sup> is Br.
305	Q <sup>1</sup> is 4-Cl-2,6-di-F-Ph, X is CHO <sub>H</sub> , and R <sup>2</sup> is Me.
306	Q <sup>1</sup> is 4-Cl-2,6-di-F-Ph, X is CHO <sub>H</sub> , and R <sup>2</sup> is Cl.
307	Q <sup>1</sup> is 4-Cl-2,6-di-F-Ph, X is CHO <sub>H</sub> , and R <sup>2</sup> is Br.
308	Q <sup>1</sup> is 2-Br-4-F-Ph, X is CHO <sub>H</sub> , and R <sup>2</sup> is Me.
309	Q <sup>1</sup> is 2-Br-4-F-Ph, X is CHO <sub>H</sub> , and R <sup>2</sup> is Cl.
310	Q <sup>1</sup> is 2-Br-4-F-Ph, X is CHO <sub>H</sub> , and R <sup>2</sup> is Br.
311	Q <sup>1</sup> is 2-Br-6-F-Ph, X is CHO <sub>H</sub> , and R <sup>2</sup> is Me.
312	Q <sup>1</sup> is 2-Br-6-F-Ph, X is CHO <sub>H</sub> , and R <sup>2</sup> is Cl.
313	Q <sup>1</sup> is 2-Br-6-F-Ph, X is CHO <sub>H</sub> , and R <sup>2</sup> is Br.
314	Q <sup>1</sup> is 2-Me-4-F-Ph, X is CHO <sub>H</sub> , and R <sup>2</sup> is Me.
315	Q <sup>1</sup> is 2-Me-4-F-Ph, X is CHO <sub>H</sub> , and R <sup>2</sup> is Cl.
316	Q <sup>1</sup> is 2-Me-4-F-Ph, X is CHO <sub>H</sub> , and R <sup>2</sup> is Br.
317	Q <sup>1</sup> is 2-I-4-F-Ph, X is CHO <sub>H</sub> , and R <sup>2</sup> is Me.
318	Q <sup>1</sup> is 2-I-4-F-Ph, X is CHO <sub>H</sub> , and R <sup>2</sup> is Cl.

Table	Row Heading
319	Q <sup>1</sup> is 2-I-4-F-Ph, X is CHOH, and R <sup>2</sup> is Br.
320	Q <sup>1</sup> is 2-F-Ph, X is CHOH, and R <sup>2</sup> is Me.
321	Q <sup>1</sup> is 2-F-Ph, X is CHOH, and R <sup>2</sup> is Cl.
322	Q <sup>1</sup> is 2-F-Ph, X is CHOH, and R <sup>2</sup> is Br.
323	Q <sup>1</sup> is 2-Cl-Ph, X is CHOH, and R <sup>2</sup> is Me.
324	Q <sup>1</sup> is 2-Cl-Ph, X is CHOH, and R <sup>2</sup> is Cl.
325	Q <sup>1</sup> is 2-Cl-Ph, X is CHOH, and R <sup>2</sup> is Br.
326	Q <sup>1</sup> is 2-Br-Ph, X is CHOH, and R <sup>2</sup> is Me.
327	Q <sup>1</sup> is 2-Br-Ph, X is CHOH, and R <sup>2</sup> is Cl.
328	Q <sup>1</sup> is 2-Br-Ph, X is CHOH, and R <sup>2</sup> is Br.
329	Q <sup>1</sup> is 2-F-4-Cl-Ph, X is CHOH, and R <sup>2</sup> is Me.
330	Q <sup>1</sup> is 2-F-4-Cl-Ph, X is CHOH, and R <sup>2</sup> is Cl.
331	Q <sup>1</sup> is 2-F-4-Cl-Ph, X is CHOH, and R <sup>2</sup> is Br.
332	Q <sup>1</sup> is 2,4-di-Cl-Ph, X is CHOH, and R <sup>2</sup> is Me.
333	Q <sup>1</sup> is 2,4-di-Cl-Ph, X is CHOH, and R <sup>2</sup> is Cl.
334	Q <sup>1</sup> is 2,4-di-Cl-Ph, X is CHOH, and R <sup>2</sup> is Br.
335	Q <sup>1</sup> is 2,6-di-Cl-Ph, X is CHOH, and R <sup>2</sup> is Me.
336	Q <sup>1</sup> is 2,6-di-Cl-Ph, X is CHOH, and R <sup>2</sup> is Cl.
337	Q <sup>1</sup> is 2,6-di-Cl-Ph, X is CHOH, and R <sup>2</sup> is Br.
338	Q <sup>1</sup> is 2-F-4-MeO-Ph, X is CHOH, and R <sup>2</sup> is Me.
339	Q <sup>1</sup> is 2-F-4-MeO-Ph, X is CHOH, and R <sup>2</sup> is Cl.
340	Q <sup>1</sup> is 2-F-4-MeO-Ph, X is CHOH, and R <sup>2</sup> is Br.
340A	Q <sup>1</sup> is 2-F-4-EtO-Ph, X is CHOH, and R <sup>2</sup> is Me.
340B	Q <sup>1</sup> is 2-F-4-EtO-Ph, X is CHOH, and R <sup>2</sup> is Cl.
340C	Q <sup>1</sup> is 2-F-4-EtO-Ph, X is CHOH, and R <sup>2</sup> is Br.
341	Q <sup>1</sup> is 2-Cl-4-MeO-Ph, X is CHOH, and R <sup>2</sup> is Me.
342	Q <sup>1</sup> is 2-Cl-4-MeO-Ph, X is CHOH, and R <sup>2</sup> is Cl.
343	Q <sup>1</sup> is 2-Cl-4-MeO-Ph, X is CHOH, and R <sup>2</sup> is Br.
343A	Q <sup>1</sup> is 2-Cl-4-EtO-Ph, X is CHOH, and R <sup>2</sup> is Me.
343B	Q <sup>1</sup> is 2-Cl-4-EtO-Ph, X is CHOH, and R <sup>2</sup> is Cl.
343C	Q <sup>1</sup> is 2-Cl-4-EtO-Ph, X is CHOH, and R <sup>2</sup> is Br.
344	Q <sup>1</sup> is 2-Br-4-MeO-Ph, X is CHOH, and R <sup>2</sup> is Me.
345	Q <sup>1</sup> is 2-Br-4-MeO-Ph, X is CHOH, and R <sup>2</sup> is Cl.
346	Q <sup>1</sup> is 2-Br-4-MeO-Ph, X is CHOH, and R <sup>2</sup> is Br.
346A	Q <sup>1</sup> is 2-Br-4-EtO-Ph, X is CHOH, and R <sup>2</sup> is Me.
346B	Q <sup>1</sup> is 2-Br-4-EtO-Ph, X is CHOH, and R <sup>2</sup> is Cl.
346C	Q <sup>1</sup> is 2-Br-4-EtO-Ph, X is CHOH, and R <sup>2</sup> is Br.

Table	Row Heading
347	Q <sup>1</sup> is 2-F-4-CN-Ph, X is CHOH, and R <sup>2</sup> is Me.
348	Q <sup>1</sup> is 2-F-4-CN-Ph, X is CHOH, and R <sup>2</sup> is Cl.
349	Q <sup>1</sup> is 2-F-4-CN-Ph, X is CHOH, and R <sup>2</sup> is Br.
350	Q <sup>1</sup> is 2-Cl-4-CN-Ph, X is CHOH, and R <sup>2</sup> is Me.
351	Q <sup>1</sup> is 2-Cl-4-CN-Ph, X is CHOH, and R <sup>2</sup> is Cl.
352	Q <sup>1</sup> is 2-Cl-4-CN-Ph, X is CHOH, and R <sup>2</sup> is Br.
353	Q <sup>1</sup> is 2-Br-4-CN-Ph, X is CHOH, and R <sup>2</sup> is Me.
354	Q <sup>1</sup> is 2-Br-4-CN-Ph, X is CHOH, and R <sup>2</sup> is Cl.
355	Q <sup>1</sup> is 2-Br-4-CN-Ph, X is CHOH, and R <sup>2</sup> is Br.
356	Q <sup>1</sup> is 2,5-di-Cl-3-pyridinyl, X is CHOH, and R <sup>2</sup> is Me.
357	Q <sup>1</sup> is 2,5-di-Cl-3-pyridinyl, X is CHOH, and R <sup>2</sup> is Cl.
358	Q <sup>1</sup> is 2,5-di-Cl-3-pyridinyl, X is CHOH, and R <sup>2</sup> is Br.
359	Q <sup>1</sup> is 2-Cl-3-thienyl, X is CHOH, and R <sup>2</sup> is Me.
360	Q <sup>1</sup> is 2-Cl-3-thienyl, X is CHOH, and R <sup>2</sup> is Cl.
361	Q <sup>1</sup> is 2-Cl-3-thienyl, X is CHOH, and R <sup>2</sup> is Br.
362	Q <sup>1</sup> is 2,5-di-Cl-3-thienyl, X is CHOH, and R <sup>2</sup> is Me.
363	Q <sup>1</sup> is 2,5-di-Cl-3-thienyl, X is CHOH, and R <sup>2</sup> is Cl.
364	Q <sup>1</sup> is 2,5-di-Cl-3-thienyl, X is CHOH, and R <sup>2</sup> is Br.
365	Q <sup>1</sup> is 2,6-di-F-Ph, X is C(O), and R <sup>2</sup> is Cl.
366	Q <sup>1</sup> is 2,6-di-F-Ph, X is C(O), and R <sup>2</sup> is Cl.
367	Q <sup>1</sup> is 2,6-di-F-Ph, X is C(O), and R <sup>2</sup> is Br.
368	Q <sup>1</sup> is 2,4-di-F-Ph, X is C(O), and R <sup>2</sup> is Me.
369	Q <sup>1</sup> is 2,4-di-F-Ph, X is C(O), and R <sup>2</sup> is Cl.
370	Q <sup>1</sup> is 2,4-di-F-Ph, X is C(O), and R <sup>2</sup> is Br.
371	Q <sup>1</sup> is 2,4,6-tri-F-Ph, X is C(O), and R <sup>2</sup> is Me.
372	Q <sup>1</sup> is 2,4,6-tri-F-Ph, X is C(O), and R <sup>2</sup> is Cl.
373	Q <sup>1</sup> is 2,4,6-tri-F-Ph, X is C(O), and R <sup>2</sup> is Br.
374	Q <sup>1</sup> is 2,6-di-F-4-OMe-Ph, X is C(O), and R <sup>2</sup> is Me.
375	Q <sup>1</sup> is 2,6-di-F-4-OMe-Ph, X is C(O), and R <sup>2</sup> is Cl.
376	Q <sup>1</sup> is 2,6-di-F-4-OMe-Ph, X is C(O), and R <sup>2</sup> is Br.
376A	Q <sup>1</sup> is 2,6-di-F-4-OEt-Ph, X is C(O), and R <sup>2</sup> is Me.
376B	Q <sup>1</sup> is 2,6-di-F-4-OEt-Ph, X is C(O), and R <sup>2</sup> is Cl.
376C	Q <sup>1</sup> is 2,6-di-F-4-OEt-Ph, X is C(O), and R <sup>2</sup> is Br.
377	Q <sup>1</sup> is 2,6-di-F-4-CN-Ph, X is C(O), and R <sup>2</sup> is Me.
378	Q <sup>1</sup> is 2,6-di-F-4-CN-Ph, X is C(O), and R <sup>2</sup> is Cl.
379	Q <sup>1</sup> is 2,6-di-F-4-CN-Ph, X is C(O), and R <sup>2</sup> is Br.
380	Q <sup>1</sup> is 2-Cl-4-F-Ph, X is C(O), and R <sup>2</sup> is Me.

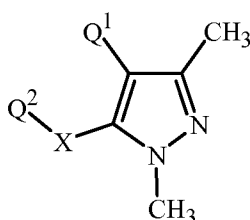
Table	Row Heading
381	$Q^1$ is 2-Cl-4-F-Ph, X is C(O), and $R^2$ is Cl.
382	$Q^1$ is 2-Cl-4-F-Ph, X is C(O), and $R^2$ is Br.
383	$Q^1$ is 2-Cl-6-F-Ph, X is C(O), and $R^2$ is Me.
384	$Q^1$ is 2-Cl-6-F-Ph, X is C(O), and $R^2$ is Cl.
385	$Q^1$ is 2-Cl-6-F-Ph, X is C(O), and $R^2$ is Br.
386	$Q^1$ is 2-Cl-4,6-di-F-Ph, X is C(O), and $R^2$ is Me.
387	$Q^1$ is 2-Cl-4,6-di-F-Ph, X is C(O), and $R^2$ is Cl.
388	$Q^1$ is 2-Cl-4,6-di-F-Ph, X is C(O), and $R^2$ is Br.
389	$Q^1$ is 4-Cl-2,6-di-F-Ph, X is C(O), and $R^2$ is Me.
390	$Q^1$ is 4-Cl-2,6-di-F-Ph, X is C(O), and $R^2$ is Cl.
391	$Q^1$ is 4-Cl-2,6-di-F-Ph, X is C(O), and $R^2$ is Br.
392	$Q^1$ is 2-Br-4-F-Ph, X is C(O), and $R^2$ is Me.
393	$Q^1$ is 2-Br-4-F-Ph, X is C(O), and $R^2$ is Cl.
394	$Q^1$ is 2-Br-4-F-Ph, X is C(O), and $R^2$ is Br.
395	$Q^1$ is 2-Br-6-F-Ph, X is C(O), and $R^2$ is Me.
396	$Q^1$ is 2-Br-6-F-Ph, X is C(O), and $R^2$ is Cl.
397	$Q^1$ is 2-Br-6-F-Ph, X is C(O), and $R^2$ is Br.
398	$Q^1$ is 2-Me-4-F-Ph, X is C(O), and $R^2$ is Me.
399	$Q^1$ is 2-Me-4-F-Ph, X is C(O), and $R^2$ is Cl.
400	$Q^1$ is 2-Me-4-F-Ph, X is C(O), and $R^2$ is Br.
401	$Q^1$ is 2-I-4-F-Ph, X is C(O), and $R^2$ is Me.
402	$Q^1$ is 2-I-4-F-Ph, X is C(O), and $R^2$ is Cl.
403	$Q^1$ is 2-I-4-F-Ph, X is C(O), and $R^2$ is Br.
404	$Q^1$ is 2-F-Ph, X is C(O), and $R^2$ is Me.
405	$Q^1$ is 2-F-Ph, X is C(O), and $R^2$ is Cl.
406	$Q^1$ is 2-F-Ph, X is C(O), and $R^2$ is Br.
407	$Q^1$ is 2-Cl-Ph, X is C(O), and $R^2$ is Me.
408	$Q^1$ is 2-Cl-Ph, X is C(O), and $R^2$ is Cl.
409	$Q^1$ is 2-Cl-Ph, X is C(O), and $R^2$ is Br.
410	$Q^1$ is 2-Br-Ph, X is C(O), and $R^2$ is Me.
411	$Q^1$ is 2-Br-Ph, X is C(O), and $R^2$ is Cl.
412	$Q^1$ is 2-Br-Ph, X is C(O), and $R^2$ is Br.
413	$Q^1$ is 2-F-4-Cl-Ph, X is C(O), and $R^2$ is Me.
414	$Q^1$ is 2-F-4-Cl-Ph, X is C(O), and $R^2$ is Cl.
415	$Q^1$ is 2-F-4-Cl-Ph, X is C(O), and $R^2$ is Br.
416	$Q^1$ is 2,4-di-Cl-Ph, X is C(O), and $R^2$ is Me.
417	$Q^1$ is 2,4-di-Cl-Ph, X is C(O), and $R^2$ is Cl.

Table	Row Heading
418	$Q^1$ is 2,4-di-Cl-Ph, X is C(O), and $R^2$ is Br.
419	$Q^1$ is 2,6-di-Cl-Ph, X is C(O), and $R^2$ is Me.
420	$Q^1$ is 2,6-di-Cl-Ph, X is C(O), and $R^2$ is Cl.
421	$Q^1$ is 2,6-di-Cl-Ph, X is C(O), and $R^2$ is Br.
422	$Q^1$ is 2-F-4-MeO-Ph, X is C(O), and $R^2$ is Me.
423	$Q^1$ is 2-F-4-MeO-Ph, X is C(O), and $R^2$ is Cl.
424	$Q^1$ is 2-F-4-MeO-Ph, X is C(O), and $R^2$ is Br.
424A	$Q^1$ is 2-F-4-EtO-Ph, X is C(O), and $R^2$ is Me.
424B	$Q^1$ is 2-F-4-EtO-Ph, X is C(O), and $R^2$ is Cl.
424C	$Q^1$ is 2-F-4-EtO-Ph, X is C(O), and $R^2$ is Br.
425	$Q^1$ is 2-Cl-4-MeO-Ph, X is C(O), and $R^2$ is Me.
426	$Q^1$ is 2-Cl-4-MeO-Ph, X is C(O), and $R^2$ is Cl.
427	$Q^1$ is 2-Cl-4-MeO-Ph, X is C(O), and $R^2$ is Br.
427A	$Q^1$ is 2-Cl-4-EtO-Ph, X is C(O), and $R^2$ is Me.
427B	$Q^1$ is 2-Cl-4-EtO-Ph, X is C(O), and $R^2$ is Cl.
427C	$Q^1$ is 2-Cl-4-EtO-Ph, X is C(O), and $R^2$ is Br.
428	$Q^1$ is 2-Br-4-MeO-Ph, X is C(O), and $R^2$ is Me.
429	$Q^1$ is 2-Br-4-MeO-Ph, X is C(O), and $R^2$ is Cl.
430	$Q^1$ is 2-Br-4-MeO-Ph, X is C(O), and $R^2$ is Br.
430A	$Q^1$ is 2-Br-4-EtO-Ph, X is C(O), and $R^2$ is Me.
430B	$Q^1$ is 2-Br-4-EtO-Ph, X is C(O), and $R^2$ is Cl.
430C	$Q^1$ is 2-Br-4-EtO-Ph, X is C(O), and $R^2$ is Br.
431	$Q^1$ is 2-F-4-CN-Ph, X is C(O), and $R^2$ is Me.
432	$Q^1$ is 2-F-4-CN-Ph, X is C(O), and $R^2$ is Cl.
433	$Q^1$ is 2-F-4-CN-Ph, X is C(O), and $R^2$ is Br.
434	$Q^1$ is 2-Cl-4-CN-Ph, X is C(O), and $R^2$ is Me.
435	$Q^1$ is 2-Cl-4-CN-Ph, X is C(O), and $R^2$ is Cl.
436	$Q^1$ is 2-Cl-4-CN-Ph, X is C(O), and $R^2$ is Br.
437	$Q^1$ is 2-Br-4-CN-Ph, X is C(O), and $R^2$ is Me.
438	$Q^1$ is 2-Br-4-CN-Ph, X is C(O), and $R^2$ is Cl.
439	$Q^1$ is 2-Br-4-CN-Ph, X is C(O), and $R^2$ is Br.
440	$Q^1$ is 2,5-di-Cl-3-pyridinyl, X is C(O), and $R^2$ is Me.
441	$Q^1$ is 2,5-di-Cl-3-pyridinyl, X is C(O), and $R^2$ is Cl.
442	$Q^1$ is 2,5-di-Cl-3-pyridinyl, X is C(O), and $R^2$ is Br.
443	$Q^1$ is 2-Cl-3-thienyl, X is C(O), and $R^2$ is Me.
444	$Q^1$ is 2-Cl-3-thienyl, X is C(O), and $R^2$ is Cl.
445	$Q^1$ is 2-Cl-3-thienyl, X is C(O), and $R^2$ is Br.



Table	Row Heading
446	Q <sup>1</sup> is 2,5-di-Cl-3-thienyl, X is C(O), and R <sup>2</sup> is Me.
447	Q <sup>1</sup> is 2,5-di-Cl-3-thienyl, X is C(O), and R <sup>2</sup> is Cl.
448	Q <sup>1</sup> is 2,5-di-Cl-3-thienyl, X is C(O), and R <sup>2</sup> is Br.

TABLE 449



Q<sup>1</sup> is 2,6-di-F-Ph, and X is NH.

Q <sup>2</sup>	Q <sup>2</sup>	Q <sup>2</sup>	Q <sup>2</sup>
2-Cl-3-pyridinyl	6-Cl-3-pyridinyl	2,6-di-Cl-3-pyridinyl	3-Cl-2-pyridinyl
3,5-di-Cl-2-pyridinyl	3,5-di-F-2-pyridinyl	5-Me-2-pyridinyl	5-CN-2-pyridinyl
5-pyrimidinyl	2-Cl-5-pyrimidinyl	1,3-di-Me-5-pyrazolyl	5-Me-2-thiazolyl
5-Cl-2-pyridinyl	3,5-di-Cl-4-pyridinyl	tetrahydro-2 <i>H</i> -pyran-4-yl	quinolin-2-yl

The present disclosure also includes Tables 450 through 587, each of which is constructed the same as Table 449 above, except that the row heading in Table 449 (i.e. “Q<sup>1</sup> is 2,6-di-F-Ph, and X is NH.”) is replaced with the respective row heading shown below. For Example, in Table 450 the row heading is “Q<sup>1</sup> is 2,4-di-F-Ph, and X is NH.” and Q<sup>2</sup> is as defined in Table 449 above. Thus, the first entry in Table 450 specifically discloses 2-chloro-*N*-[4-(2,4-difluorophenyl)-1,3-dimethyl-1*H*-pyrazol-5-yl]-3-pyridinamine. Tables 451 through 587 are constructed similarly.

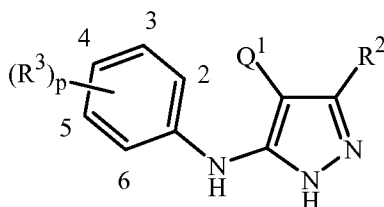
10

Table	Row Heading	Table	Row Heading
450	Q <sup>1</sup> is 2,4-di-F-Ph, and X is NH.	519	Q <sup>1</sup> is 2-Cl-Ph, and X is S.
451	Q <sup>1</sup> is 2,4,6-tri-F-Ph, and X is NH.	520	Q <sup>1</sup> is 2-Br-Ph, and X is S.
452	Q <sup>1</sup> is 2,6-di-F-4-OMe-Ph, and X is NH.	521	Q <sup>1</sup> is 2-F-4-Cl-Ph, and X is S.
453	Q <sup>1</sup> is 2,6-di-F-4-CN-Ph, and X is NH.	522	Q <sup>1</sup> is 2,4-di-Cl-Ph, and X is S.
454	Q <sup>1</sup> is 2-Cl-4-F-Ph, and X is NH.	523	Q <sup>1</sup> is 2,6-di-Cl-Ph, and X is S.
455	Q <sup>1</sup> is 2-Cl-6-F-Ph, and X is NH.	524	Q <sup>1</sup> is 2-F-4-MeO-Ph, and X is S.
456	Q <sup>1</sup> is 2-Cl-4,6-di-F-Ph, and X is NH.	525	Q <sup>1</sup> is 2-Cl-4-MeO-Ph, and X is S.
457	Q <sup>1</sup> is 4-Cl-2,6-di-F-Ph, and X is NH.	526	Q <sup>1</sup> is 2-Br-4-MeO-Ph, and X is S.
458	Q <sup>1</sup> is 2-Br-4-F-Ph, and X is NH.	527	Q <sup>1</sup> is 2-F-4-CN-Ph, and X is S.
459	Q <sup>1</sup> is 2-Br-6-F-Ph, and X is NH.	528	Q <sup>1</sup> is 2-Cl-4-CN-Ph, and X is S.
460	Q <sup>1</sup> is 2-Me-4-F-Ph, and X is NH.	529	Q <sup>1</sup> is 2-Br-4-CN-Ph, and X is S.
461	Q <sup>1</sup> is 2-I-4-F-Ph, and X is NH.	530	Q <sup>1</sup> is 2,5-di-Cl-3-pyridinyl, and X is S.

Table	Row Heading	Table	Row Heading
462	Q <sup>1</sup> is 2-F-Ph, and X is NH.	531	Q <sup>1</sup> is 2-Cl-3-thienyl, and X is S.
463	Q <sup>1</sup> is 2-Cl-Ph, and X is NH.	532	Q <sup>1</sup> is 2,5-di-Cl-3-thienyl, and X is S.
464	Q <sup>1</sup> is 2-Br-Ph, and X is NH.	533	Q <sup>1</sup> is 2,6-di-F-Ph, and X is CHOH.
465	Q <sup>1</sup> is 2-F-4-Cl-Ph, and X is NH.	534	Q <sup>1</sup> is 2,4-di-F-Ph, and X is CHOH.
466	Q <sup>1</sup> is 2,4-di-Cl-Ph, and X is NH.	535	Q <sup>1</sup> is 2,4,6-tri-F-Ph, and X is CHOH.
467	Q <sup>1</sup> is 2,6-di-Cl-Ph, and X is NH.	536	Q <sup>1</sup> is 2,6-di-F-4-OMe-Ph, and X is CHOH.
468	Q <sup>1</sup> is 2-F-4-MeO-Ph, and X is NH.	537	Q <sup>1</sup> is 2,6-di-F-4-CN-Ph, and X is CHOH.
469	Q <sup>1</sup> is 2-Cl-4-MeO-Ph, and X is NH.	538	Q <sup>1</sup> is 2-Cl-4-F-Ph, and X is CHOH.
470	Q <sup>1</sup> is 2-Br-4-MeO-Ph, and X is NH.	539	Q <sup>1</sup> is 2-Cl-6-F-Ph, and X is CHOH.
471	Q <sup>1</sup> is 2-F-4-CN-Ph, and X is NH.	540	Q <sup>1</sup> is 2-Cl-4,6-di-F-Ph, and X is CHOH.
472	Q <sup>1</sup> is 2-Cl-4-CN-Ph, and X is NH.	541	Q <sup>1</sup> is 4-Cl-2,6-di-F-Ph, and X is CHOH.
473	Q <sup>1</sup> is 2-Br-4-CN-Ph, and X is NH.	542	Q <sup>1</sup> is 2-Br-4-F-Ph, and X is CHOH.
474	Q <sup>1</sup> is 2,5-di-Cl-3-pyridinyl, and X is NH.	543	Q <sup>1</sup> is 2-Br-6-F-Ph, and X is CHOH.
475	Q <sup>1</sup> is 2-Cl-3-thienyl, and X is NH.	544	Q <sup>1</sup> is 2-Me-4-F-Ph, and X is CHOH.
476	Q <sup>1</sup> is 2,5-di-Cl-3-thienyl, and X is NH.	545	Q <sup>1</sup> is 2-I-4-F-Ph, and X is CHOH.
477	Q <sup>1</sup> is 2,6-di-F-Ph, and X is O.	546	Q <sup>1</sup> is 2-F-Ph, and X is CHOH.
478	Q <sup>1</sup> is 2,4-di-F-Ph, and X is O.	547	Q <sup>1</sup> is 2-Cl-Ph, and X is CHOH.
479	Q <sup>1</sup> is 2,4,6-tri-F-Ph, and X is O.	548	Q <sup>1</sup> is 2-Br-Ph, and X is CHOH.
480	Q <sup>1</sup> is 2,6-di-F-4-OMe-Ph, and X is O.	549	Q <sup>1</sup> is 2-F-4-Cl-Ph, and X is CHOH.
481	Q <sup>1</sup> is 2,6-di-F-4-CN-Ph, and X is O.	550	Q <sup>1</sup> is 2,4-di-Cl-Ph, and X is CHOH.
482	Q <sup>1</sup> is 2-Cl-4-F-Ph, and X is O.	551	Q <sup>1</sup> is 2,6-di-Cl-Ph, and X is CHOH.
483	Q <sup>1</sup> is 2-Cl-6-F-Ph, and X is O.	552	Q <sup>1</sup> is 2-F-4-MeO-Ph, and X is CHOH.
484	Q <sup>1</sup> is 2-Cl-4,6-di-F-Ph, and X is O.	553	Q <sup>1</sup> is 2-Cl-4-MeO-Ph, and X is CHOH.
485	Q <sup>1</sup> is 4-Cl-2,6-di-F-Ph, and X is O.	554	Q <sup>1</sup> is 2-Br-4-MeO-Ph, and X is CHOH.
486	Q <sup>1</sup> is 2-Br-4-F-Ph, and X is O.	555	Q <sup>1</sup> is 2-F-4-CN-Ph, and X is CHOH.
487	Q <sup>1</sup> is 2-Br-6-F-Ph, and X is O.	556	Q <sup>1</sup> is 2-Cl-4-CN-Ph, and X is CHOH.
488	Q <sup>1</sup> is 2-Me-4-F-Ph, and X is O.	557	Q <sup>1</sup> is 2-Br-4-CN-Ph, and X is CHOH.
489	Q <sup>1</sup> is 2-I-4-F-Ph, and X is O.	558	Q <sup>1</sup> is 2,5-di-Cl-pyridin-3-yl, and X is CHOH.
490	Q <sup>1</sup> is 2-F-Ph, and X is O.	559	Q <sup>1</sup> is 2,5-di-Cl-thien-3-yl, and X is CHOH.
491	Q <sup>1</sup> is 2-Cl-Ph, and X is O.	560	Q <sup>1</sup> is 2,6-di-F-Ph, and X is C(O).
492	Q <sup>1</sup> is 2-Br-Ph, and X is O.	561	Q <sup>1</sup> is 2,4-di-F-Ph, and X is C(O).
493	Q <sup>1</sup> is 2-F-4-Cl-Ph, and X is O.	562	Q <sup>1</sup> is 2,4,6-tri-F-Ph, and X is C(O).
494	Q <sup>1</sup> is 2,4-di-Cl-Ph, and X is O.	563	Q <sup>1</sup> is 2,6-di-F-4-OM-Ph e, and X is C(O).
495	Q <sup>1</sup> is 2,6-di-Cl-Ph, and X is O.	564	Q <sup>1</sup> is 2,6-di-F-4-CN-Ph, and X is C(O).
496	Q <sup>1</sup> is 2-F-4-MeO-Ph, and X is O.	565	Q <sup>1</sup> is 2-Cl-4-F-Ph, and X is C(O).
497	Q <sup>1</sup> is 2-Cl-4-MeO-Ph, and X is O.	566	Q <sup>1</sup> is 2-Cl-6-F-Ph, and X is C(O).
498	Q <sup>1</sup> is 2-Br-4-MeO-Ph, and X is O.	567	Q <sup>1</sup> is 2-Cl-4,6-di-F-Ph, and X is C(O).

Table	Row Heading	Table	Row Heading
499	Q <sup>1</sup> is 2-F-4-CN-Ph, and X is O.	568	Q <sup>1</sup> is 4-Cl-2,6-di-F-Ph, and X is C(O).
500	Q <sup>1</sup> is 2-Cl-4-CN-Ph, and X is O.	569	Q <sup>1</sup> is 2-Br-4-F-Ph, and X is C(O).
501	Q <sup>1</sup> is 2-Br-4-CN-Ph, and X is O.	570	Q <sup>1</sup> is 2-Br-6-F-Ph, and X is C(O).
502	Q <sup>1</sup> is 2,5-di-Cl-pyridin-3-yl, and X is O.	571	Q <sup>1</sup> is 2-Me-4-F-Ph, and X is C(O).
503	Q <sup>1</sup> is 2-Cl-thien-3-yl, and X is O.	572	Q <sup>1</sup> is 2-I-4-F-Ph, and X is C(O).
504	Q <sup>1</sup> is 2,5-di-Cl-thien-3-yl, and X is O.	573	Q <sup>1</sup> is 2-F-Ph, and X is C(O).
505	Q <sup>1</sup> is 2,6-di-F-Ph, and X is S.	574	Q <sup>1</sup> is 2-Cl-Ph, and X is C(O).
506	Q <sup>1</sup> is 2,4-di-F-Ph, and X is S.	575	Q <sup>1</sup> is 2-Br-Ph, and X is C(O).
507	Q <sup>1</sup> is 2,4,6-tri-F-Ph, and X is S.	576	Q <sup>1</sup> is 2-F-4-Cl-Ph, and X is C(O).
508	Q <sup>1</sup> is 2,6-di-F-4-OMe-Ph, and X is S.	577	Q <sup>1</sup> is 2,4-di-Cl-Ph, and X is C(O).
509	Q <sup>1</sup> is 2,6-di-F-4-CN-Ph, and X is S.	578	Q <sup>1</sup> is 2,6-di-Cl-Ph, and X is C(O).
510	Q <sup>1</sup> is 2-Cl-4-F-Ph, and X is S.	579	Q <sup>1</sup> is 2-F-4-MeO-Ph, and X is C(O).
511	Q <sup>1</sup> is 2-Cl-6-F-Ph, and X is S.	580	Q <sup>1</sup> is 2-Cl-4-MeO-Ph, and X is C(O).
512	Q <sup>1</sup> is 2-Cl-4,6-di-F-Ph, and X is S.	581	Q <sup>1</sup> is 2-Br-4-MeO-Ph, and X is C(O).
513	Q <sup>1</sup> is 4-Cl-2,6-di-F-Ph, and X is S.	582	Q <sup>1</sup> is 2-F-4-CN-Ph, and X is C(O).
514	Q <sup>1</sup> is 2-Br-4-F-Ph, and X is S.	583	Q <sup>1</sup> is 2-Cl-4-CN-Ph, and X is C(O).
515	Q <sup>1</sup> is 2-Br-6-F-Ph, and X is S.	584	Q <sup>1</sup> is 2-Br-4-CN-Ph, and X is C(O).
516	Q <sup>1</sup> is 2-Me-4-F-Ph, and X is S.	585	Q <sup>1</sup> is 2,5-di-Cl-3-pyridinyl, and X is C(O).
517	Q <sup>1</sup> is 2-I-4-F-Ph, and X is S.	586	Q <sup>1</sup> is 2-Cl-3-thienyl, and X is C(O).
518	Q <sup>1</sup> is 2-F-Ph, and X is S.	587	Q <sup>1</sup> is 2,5-di-Cl-3-thienyl, and X is C(O).

TABLE 588



Q<sup>1</sup> is 2,6-di-F-Ph, and R<sup>2</sup> is Me.

(R <sup>3</sup> ) <sub>p</sub>	(R <sup>3</sup> ) <sub>p</sub>	(R <sup>3</sup> ) <sub>p</sub>	(R <sup>3</sup> ) <sub>p</sub>	(R <sup>3</sup> ) <sub>p</sub>
2-F	3-F	4-F	2-Cl	3-Cl
4-Cl	2-Br	3-Br	4-Br	2,4-di-F
2,6-di-F	2,4,6-tri-F	2,4,5-tri-F	2,3,5-tri-F	2,3,6-tri-F
2-Cl-4-F	2-F-4-Cl	2,4-di-Cl	2,6-di-Cl	2,4,6-tri-Cl
2-Br-4-F	2-I-4-F	2-Me-4-F	2-F-4-MeO	2-Cl-4-MeO
2-Br-4-MeO	2,6-di-F-4-MeO	2-F-4-CN	2-Cl-4-CN	2-Br-4-CN
2,6-di-F-4-CN	2-Cl-4,5-di-F	2-Cl-4,6-di-F	2-Br-4,5-di-F	2-Br-4,6-di-F
4-Cl-2,5-di-F	4-Cl-2,6-di-F	4-Br-2,5-di-F	4-Br-2,6-di-F	2,4-di-Cl-6-F

2,6-di-Cl-4-F	2,6-di-Cl-4-MeO	2-CF <sub>3</sub> -4-F	4-Me	2,4-di-Me
2-F-4-Br	2-Cl-4-Br	2-Br-4-Cl	2-Br-4-F-6-Cl	2-Cl-4-Br-6-F

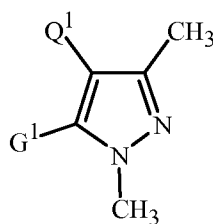
The present disclosure also includes Tables 589 through 671, each of which is constructed the same as Table 588 above, except that the row heading in Table 588 (i.e. “Q<sup>1</sup> is 2,6-di-F-Ph, and R<sup>2</sup> is Me.”) is replaced with the respective row heading shown below. For Example, in Table 589 the row heading is “Q<sup>1</sup> is 2,6-di-F-Ph, and R<sup>2</sup> is Cl.”, and (R<sup>3</sup>)<sub>p</sub> is as defined in Table 588 above. Thus, the first entry in Table 589 specifically discloses 5-chloro-4-(2,6-difluorophenyl)-*N*-(2-fluorophenyl)-1*H*-pyrazol-3-amine. Tables 589 through 671 are constructed similarly.

Table	Row Heading	Table	Row Heading
589	Q <sup>1</sup> is 2,6-di-F-Ph, and R <sup>2</sup> is Cl.	634	Q <sup>1</sup> is 2-Br-Ph, and R <sup>2</sup> is Cl.
590	Q <sup>1</sup> is 2,6-di-F-Ph, and R <sup>2</sup> is Br.	635	Q <sup>1</sup> is 2-Br-Ph, and R <sup>2</sup> is Br.
591	Q <sup>1</sup> is 2,4-di-F-Ph, and R <sup>2</sup> is Me.	636	Q <sup>1</sup> is 2-F-4-Cl-Ph, and R <sup>2</sup> is Me.
592	Q <sup>1</sup> is 2,4-di-F-Ph, and R <sup>2</sup> is Cl.	637	Q <sup>1</sup> is 2-F-4-Cl-Ph, and R <sup>2</sup> is Cl.
593	Q <sup>1</sup> is 2,4-di-F-Ph, and R <sup>2</sup> is Br.	638	Q <sup>1</sup> is 2-F-4-Cl-Ph, and R <sup>2</sup> is Br.
594	Q <sup>1</sup> is 2,4,6-tri-F-Ph, and R <sup>2</sup> is Me.	639	Q <sup>1</sup> is 2,4-di-Cl-Ph, and R <sup>2</sup> is Me.
595	Q <sup>1</sup> is 2,4,6-tri-F-Ph, and R <sup>2</sup> is Cl.	640	Q <sup>1</sup> is 2,4-di-Cl-Ph, and R <sup>2</sup> is Cl.
596	Q <sup>1</sup> is 2,4,6-tri-F-Ph, and R <sup>2</sup> is Br.	641	Q <sup>1</sup> is 2,4-di-Cl-Ph, and R <sup>2</sup> is Br.
597	Q <sup>1</sup> is 2,6-di-F-4-OMe-Ph, and R <sup>2</sup> is Me.	642	Q <sup>1</sup> is 2,6-di-Cl-Ph, and R <sup>2</sup> is Me.
598	Q <sup>1</sup> is 2,6-di-F-4-OMe-Ph, and R <sup>2</sup> is Cl.	643	Q <sup>1</sup> is 2,6-di-Cl-Ph, and R <sup>2</sup> is Cl.
599	Q <sup>1</sup> is 2,6-di-F-4-OMe-Ph, and R <sup>2</sup> is Br.	644	Q <sup>1</sup> is 2,6-di-Cl-Ph, and R <sup>2</sup> is Br.
599A	Q <sup>1</sup> is 2,6-di-F-4-OEt-Ph, and R <sup>2</sup> is Me.	645	Q <sup>1</sup> is 2-F-4-MeO-Ph, and R <sup>2</sup> is Me.
599B	Q <sup>1</sup> is 2,6-di-F-4-OEt-Ph, and R <sup>2</sup> is Cl.	646	Q <sup>1</sup> is 2-F-4-MeO-Ph, and R <sup>2</sup> is Cl.
599C	Q <sup>1</sup> is 2,6-di-F-4-OEt-Ph, and R <sup>2</sup> is Br.	647	Q <sup>1</sup> is 2-F-4-MeO-Ph, and R <sup>2</sup> is Br.
600	Q <sup>1</sup> is 2,6-di-F-4-CN-Ph, and R <sup>2</sup> is Me.	647A	Q <sup>1</sup> is 2-F-4-EtO-Ph, and R <sup>2</sup> is Me.
601	Q <sup>1</sup> is 2,6-di-F-4-CN-Ph, and R <sup>2</sup> is Cl.	647B	Q <sup>1</sup> is 2-F-4-EtO-Ph, and R <sup>2</sup> is Cl.
602	Q <sup>1</sup> is 2,6-di-F-4-CN-Ph, and R <sup>2</sup> is Br.	647C	Q <sup>1</sup> is 2-F-4-EtO-Ph, and R <sup>2</sup> is Br.
603	Q <sup>1</sup> is 2-Cl-4-F-Ph, and R <sup>2</sup> is Me.	648	Q <sup>1</sup> is 2-Cl-4-MeO-Ph, and R <sup>2</sup> is Me.
604	Q <sup>1</sup> is 2-Cl-4-F-Ph, and R <sup>2</sup> is Cl.	649	Q <sup>1</sup> is 2-Cl-4-MeO-Ph, and R <sup>2</sup> is Cl.
605	Q <sup>1</sup> is 2-Cl-4-F-Ph, and R <sup>2</sup> is Br.	650	Q <sup>1</sup> is 2-Cl-4-MeO-Ph, and R <sup>2</sup> is Br.
606	Q <sup>1</sup> is 2-Cl-6-F-Ph, and R <sup>2</sup> is Me.	650A	Q <sup>1</sup> is 2-Cl-4-EtO-Ph, and R <sup>2</sup> is Me.
607	Q <sup>1</sup> is 2-Cl-6-F-Ph, and R <sup>2</sup> is Cl.	650B	Q <sup>1</sup> is 2-Cl-4-EtO-Ph, and R <sup>2</sup> is Cl.
608	Q <sup>1</sup> is 2-Cl-6-F-Ph, and R <sup>2</sup> is Br.	650C	Q <sup>1</sup> is 2-Cl-4-EtO-Ph, and R <sup>2</sup> is Br.
609	Q <sup>1</sup> is 2-Cl-4,6-di-F-Ph, and R <sup>2</sup> is Me.	651	Q <sup>1</sup> is 2-Br-4-MeO-Ph, and R <sup>2</sup> is Me.
610	Q <sup>1</sup> is 2-Cl-4,6-di-F-Ph, and R <sup>2</sup> is Cl.	652	Q <sup>1</sup> is 2-Br-4-MeO-Ph, and R <sup>2</sup> is Cl.
611	Q <sup>1</sup> is 2-Cl-4,6-di-F-Ph, and R <sup>2</sup> is Br.	653	Q <sup>1</sup> is 2-Br-4-MeO-Ph, and R <sup>2</sup> is Br.
612	Q <sup>1</sup> is 4-Cl-2,6-di-F-Ph, and R <sup>2</sup> is Me.	653A	Q <sup>1</sup> is 2-Br-4-EtO-Ph, and R <sup>2</sup> is Me.
613	Q <sup>1</sup> is 4-Cl-2,6-di-F-Ph, and R <sup>2</sup> is Cl.	653B	Q <sup>1</sup> is 2-Br-4-EtO-Ph, and R <sup>2</sup> is Cl.

Table	Row Heading	Table	Row Heading
614	Q <sup>1</sup> is 4-Cl-2,6-di-F-Ph, and R <sup>2</sup> is Br.	653C	Q <sup>1</sup> is 2-Br-4-EtO-Ph, and R <sup>2</sup> is Br.
615	Q <sup>1</sup> is 2-Br-4-F-Ph, and R <sup>2</sup> is Me.	654	Q <sup>1</sup> is 2-F-4-CN-Ph, and R <sup>2</sup> is Me.
616	Q <sup>1</sup> is 2-Br-4-F-Ph, and R <sup>2</sup> is Cl.	655	Q <sup>1</sup> is 2-F-4-CN-Ph, and R <sup>2</sup> is Cl.
617	Q <sup>1</sup> is 2-Br-4-F-Ph, and R <sup>2</sup> is Br.	656	Q <sup>1</sup> is 2-F-4-CN-Ph, and R <sup>2</sup> is Br.
618	Q <sup>1</sup> is 2-Br-6-F-Ph, and R <sup>2</sup> is Me.	657	Q <sup>1</sup> is 2-Cl-4-CN-Ph, and R <sup>2</sup> is Me.
619	Q <sup>1</sup> is 2-Br-6-F-Ph, and R <sup>2</sup> is Cl.	658	Q <sup>1</sup> is 2-Cl-4-CN-Ph, and R <sup>2</sup> is Cl.
620	Q <sup>1</sup> is 2-Br-6-F-Ph, and R <sup>2</sup> is Br.	659	Q <sup>1</sup> is 2-Cl-4-CN-Ph, and R <sup>2</sup> is Br.
621	Q <sup>1</sup> is 2-Me-4-F-Ph, and R <sup>2</sup> is Me.	660	Q <sup>1</sup> is 2-Br-4-CN-Ph, and R <sup>2</sup> is Me.
622	Q <sup>1</sup> is 2-Me-4-F-Ph, and R <sup>2</sup> is Cl.	661	Q <sup>1</sup> is 2-Br-4-CN-Ph, and R <sup>2</sup> is Cl.
623	Q <sup>1</sup> is 2-Me-4-F-Ph, and R <sup>2</sup> is Br.	662	Q <sup>1</sup> is 2-Br-4-CN-Ph, and R <sup>2</sup> is Br.
624	Q <sup>1</sup> is 2-I-4-F-Ph, and R <sup>2</sup> is Me.	663	Q <sup>1</sup> is 2,5-di-Cl-3-pyridinyl, and R <sup>2</sup> is Me.
625	Q <sup>1</sup> is 2-I-4-F-Ph, and R <sup>2</sup> is Cl.	664	Q <sup>1</sup> is 2,5-di-Cl-3-pyridinyl, and R <sup>2</sup> is Cl.
626	Q <sup>1</sup> is 2-I-4-F-Ph, and R <sup>2</sup> is Br.	665	Q <sup>1</sup> is 2,5-di-Cl-3-pyridinyl, and R <sup>2</sup> is Br.
627	Q <sup>1</sup> is 2-F-Ph, and R <sup>2</sup> is Me.	666	Q <sup>1</sup> is 2-Cl-3-thienyl, and R <sup>2</sup> is Me.
628	Q <sup>1</sup> is 2-F-Ph, and R <sup>2</sup> is Cl.	667	Q <sup>1</sup> is 2-Cl-3-thienyl, and R <sup>2</sup> is Cl.
629	Q <sup>1</sup> is 2-F-Ph, and R <sup>2</sup> is Br.	668	Q <sup>1</sup> is 2-Cl-3-thienyl, and R <sup>2</sup> is Br.
630	Q <sup>1</sup> is 2-Cl-Ph, and R <sup>2</sup> is Me.	669	Q <sup>1</sup> is 2,5-di-Cl-3-thienyl, and R <sup>2</sup> is Me.
631	Q <sup>1</sup> is 2-Cl-Ph, and R <sup>2</sup> is Cl.	670	Q <sup>1</sup> is 2,5-di-Cl-3-thienyl, and R <sup>2</sup> is Cl.
632	Q <sup>1</sup> is 2-Cl-Ph, and R <sup>2</sup> is Br.	671	Q <sup>1</sup> is 2,5-di-Cl-3-thienyl, and R <sup>2</sup> is Br.
633	Q <sup>1</sup> is 2-Br-Ph, and R <sup>2</sup> is Me.		

The compounds of Tables 588 through 671 illustrate compounds of Formula 2 wherein X is NH, which are useful intermediates to prepare compounds of Formula 1 using the method of Scheme 2.

TABLE 672



5

G<sup>1</sup> is -OH.

Q <sup>1</sup>	Q <sup>1</sup>	Q <sup>1</sup>	Q <sup>1</sup>
2,6-di-F-Ph	2-Cl-4,6-di-F-Ph	2-Cl-Ph	2-Br-4-MeO-Ph
2,4-di-F-Ph	4-Cl-2,6-di-F-Ph	2-Br-Ph	2-F-4-CN-Ph
2,4,6-tri-F-Ph	2-Br-4-F-Ph	2-F-4-Cl-Ph	2-Cl-4-CN-Ph
2,6-di-F-4-OMe-Ph	2-Br-6-F-Ph	2,4-di-Cl-Ph	2-Br-4-CN-Ph
2,6-di-F-4-CN-Ph	2-Me-4-F-Ph	2,6-di-Cl-Ph	2,5-di-Cl-3-pyridinyl

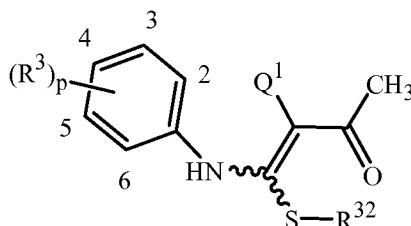
2-Cl-4-F-Ph	2-I-4-F-Ph	2-F-4-MeO-Ph	2-Cl-3-thienyl
2-Cl-6-F-Ph	2-F-Ph	2-Cl-4-MeO-Ph	2,5-di-Cl-3-thienyl
2,6-di-F-4-EtO-Ph	2-F-4-EtO-Ph	2-Cl-4-EtO-Ph	2-Br-4-EtO-Ph

The present disclosure also includes Tables 673 through 676, each of which is constructed the same as Table 672 above, except that the row heading in Table 672 (i.e. "G<sup>1</sup> is -OH.") is replaced with the respective row heading shown below. For Example, in Table 673 the row heading is "G<sup>1</sup> is -SH.", and Q<sup>1</sup> is as defined in Table 672 above. Thus, the first entry in Table 673 specifically discloses 4-(2,6-difluorophenyl)-1,3-dimethyl-1*H*-pyrazol-5-thiol. Tables 674 through 676 are constructed similarly.

Table	Row Heading	Table	Row Heading
673	G <sup>1</sup> is -SH.	675A	G <sup>1</sup> is I.
674	G <sup>1</sup> is Cl.	676	G <sup>1</sup> is -NH <sub>2</sub> .
675	G <sup>1</sup> is Br.		

The compounds of Tables 672 and 673 illustrate compounds of Formula 4 wherein X is O or S, R<sup>1</sup> and R<sup>1a</sup> are each H, and R<sup>2</sup> is CH<sub>3</sub>, which are useful intermediates to prepare compounds of Formula 1 using the method of Scheme 3. The compounds of Table 672 further illustrate compounds of Formula 4b wherein R<sup>1</sup> and R<sup>1a</sup> are each H, and R<sup>2</sup> is CH<sub>3</sub>, which are useful intermediates to prepare intermediate compounds of Formula 6a using the method of Scheme 6 and to prepare intermediate compounds of Formula 6b using the method of Scheme 7. Tables 674 and 675 illustrate compounds of Formula 6 wherein G is Cl or Br, and R<sup>1a</sup> are each H, and R<sup>2</sup> is CH<sub>3</sub> which are useful intermediates to prepare compounds of Formula 1c using the method of Scheme 4. Table 676 illustrates compounds of Formula 4a wherein R<sup>1</sup> and R<sup>1a</sup> are each H, and R<sup>2</sup> is CH<sub>3</sub>, which are useful intermediates to prepare intermediate compounds of Formula 6 using the method of Scheme 5.

TABLE 677



Q<sup>1</sup> is 2,6-di-F-Ph, and R<sup>32</sup> is Me.

(R <sup>3</sup> ) <sub>p</sub>	(R <sup>3</sup> ) <sub>p</sub>	(R <sup>3</sup> ) <sub>p</sub>	(R <sup>3</sup> ) <sub>p</sub>	(R <sup>3</sup> ) <sub>p</sub>
2-F	3-F	4-F	2-Cl	3-Cl
4-Cl	2-Br	3-Br	4-Br	2,4-di-F
2,6-di-F	2,4,6-tri-F	2,4,5-tri-F	2,3,5-tri-F	2,3,6-tri-F
2-Cl-4-F	2-F-4-Cl	2,4-di-Cl	2,6-di-Cl	2,4,6-tri-Cl

2-Br-4-F	2-I-4-F	2-Me-4-F	2-F-4-MeO	2-Cl-4-MeO
2-Br-4-MeO	2,6-di-F-4-MeO	2-F-4-CN	2-Cl-4-CN	2-Br-4-CN
2,6-di-F-4-CN	2-Cl-4,5-di-F	2-Cl-4,6-di-F	2-Br-4,5-di-F	2-Br-4,6-di-F
4-Cl-2,5-di-F	4-Cl-2,6-di-F	4-Br-2,5-di-F	4-Br-2,6-di-F	2,4-di-Cl-6-F
2,6-di-Cl-4-F	2,6-di-Cl-4-MeO	2-CF <sub>3</sub> -4-F	4-Me	2,4-di-Me
2-F-4-Br	2-Cl-4-Br	2-Br-4-Cl	2-Br-4-F-6-Cl	2-Cl-4-Br-6-F

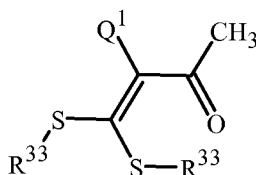
The present disclosure also includes Tables 678 through 704, each of which is constructed the same as Table 677 above, except that the row heading in Table 677 (i.e. "Q<sup>1</sup> is 2,6-di-F-Ph.") is replaced with the respective row heading shown below. For Example, in Table 2 the row heading is "Q<sup>1</sup> is 2,4-di-F-Ph.", and (R<sup>3</sup>)<sub>p</sub> is as defined in Table 677 above. Thus, the first entry in Table 678 specifically discloses 3-(2,6-difluorophenyl)-4-[(2,4-difluorophenyl)amino]-4-(methylthio)-3-buten-2-one. Tables 679 through 704 are constructed similarly.

Table	Row Heading	Table	Row Heading
678	Q <sup>1</sup> is 2,4-di-F-Ph, and R <sup>32</sup> is Me.	721	Q <sup>1</sup> is 2-F-4-Cl-Ph, and R <sup>32</sup> is Et.
679	Q <sup>1</sup> is 2,4,6-tri-F-Ph, and R <sup>32</sup> is Me.	722	Q <sup>1</sup> is 2,4-di-Cl-Ph, and R <sup>32</sup> is Et.
680	Q <sup>1</sup> is 2,6-di-F-4-OMe-Ph, and R <sup>32</sup> is Me.	723	Q <sup>1</sup> is 2,6-di-Cl-Ph, and R <sup>32</sup> is Et.
680A	Q <sup>1</sup> is 2,6-di-F-4-OEt-Ph, and R <sup>32</sup> is Me.	724	Q <sup>1</sup> is 2-F-4-MeO-Ph, and R <sup>32</sup> is Et.
681	Q <sup>1</sup> is 2,6-di-F-4-CN-Ph, and R <sup>32</sup> is Me.	724A	Q <sup>1</sup> is 2-F-4-EtO-Ph, and R <sup>32</sup> is Et.
682	Q <sup>1</sup> is 2-Cl-4-F-Ph, and R <sup>32</sup> is Me.	725	Q <sup>1</sup> is 2-Cl-4-MeO-Ph, and R <sup>32</sup> is Et.
683	Q <sup>1</sup> is 2-Cl-6-F-Ph, and R <sup>32</sup> is Me.	725A	Q <sup>1</sup> is 2-Cl-4-EtO-Ph, and R <sup>32</sup> is Et.
684	Q <sup>1</sup> is 2-Cl-4,6-di-F-Ph, and R <sup>32</sup> is Me.	726	Q <sup>1</sup> is 2-Br-4-MeO-Ph, and R <sup>32</sup> is Et.
685	Q <sup>1</sup> is 4-Cl-2,6-di-F-Ph, and R <sup>32</sup> is Me.	726A	Q <sup>1</sup> is 2-Br-4-EtO-Ph, and R <sup>32</sup> is Et.
686	Q <sup>1</sup> is 2-Br-4-F-Ph, and R <sup>32</sup> is Me.	727	Q <sup>1</sup> is 2-F-4-CN-Ph, and R <sup>32</sup> is Et.
687	Q <sup>1</sup> is 2-Br-6-F-Ph, and R <sup>32</sup> is Me.	728	Q <sup>1</sup> is 2-Cl-4-CN-Ph, and R <sup>32</sup> is Et.
688	Q <sup>1</sup> is 2-Me-4-F-Ph, and R <sup>32</sup> is Me.	729	Q <sup>1</sup> is 2-Br-4-CN-Ph, and R <sup>32</sup> is Et.
689	Q <sup>1</sup> is 2-I-4-F-Ph, and R <sup>32</sup> is Me.	730	Q <sup>1</sup> is 2,5-di-Cl-3-pyridinyl, and R <sup>32</sup> is Et.
690	Q <sup>1</sup> is 2-F-Ph, and R <sup>32</sup> is Me.	731	Q <sup>1</sup> is 2-Cl-3-thienyl, and R <sup>32</sup> is Et.
691	Q <sup>1</sup> is 2-Cl-Ph, and R <sup>32</sup> is Me.	732	Q <sup>1</sup> is 2,5-di-Cl-3-thienyl, and R <sup>32</sup> is Et.
692	Q <sup>1</sup> is 2-Br-Ph, and R <sup>32</sup> is Me.	733	Q <sup>1</sup> is 2,6-di-F-Ph, and R <sup>32</sup> is <i>n</i> -Pr.
693	Q <sup>1</sup> is 2-F-4-Cl-Ph, and R <sup>32</sup> is Me.	734	Q <sup>1</sup> is 2,4-di-F-Ph, and R <sup>32</sup> is <i>n</i> -Pr.
694	Q <sup>1</sup> is 2,4-di-Cl-Ph, and R <sup>32</sup> is Me.	735	Q <sup>1</sup> is 2,4,6-tri-F-Ph, and R <sup>32</sup> is <i>n</i> -Pr.
695	Q <sup>1</sup> is 2,6-di-Cl-Ph, and R <sup>32</sup> is Me.	736	Q <sup>1</sup> is 2,6-di-F-4-OMe-Ph, and R <sup>32</sup> is <i>n</i> -Pr.
696	Q <sup>1</sup> is 2-F-4-MeO-Ph, and R <sup>32</sup> is Me.	736A	Q <sup>1</sup> is 2,6-di-F-4-OEt-Ph, and R <sup>32</sup> is <i>n</i> -Pr.
696A	Q <sup>1</sup> is 2-F-4-EtO-Ph, and R <sup>32</sup> is Me.	737	Q <sup>1</sup> is 2,6-di-F-4-CN-Ph, and R <sup>32</sup> is <i>n</i> -Pr.
697	Q <sup>1</sup> is 2-Cl-4-MeO-Ph, and R <sup>32</sup> is Me.	738	Q <sup>1</sup> is 2-Cl-4-F-Ph, and R <sup>32</sup> is <i>n</i> -Pr.
697A	Q <sup>1</sup> is 2-Cl-4-EtO-Ph, and R <sup>32</sup> is Me.	739	Q <sup>1</sup> is 2-Cl-6-F-Ph, and R <sup>32</sup> is <i>n</i> -Pr.
698	Q <sup>1</sup> is 2-Br-4-MeO-Ph, and R <sup>32</sup> is Me.	740	Q <sup>1</sup> is 2-Cl-4,6-di-F-Ph, and R <sup>32</sup> is <i>n</i> -Pr.

Table	Row Heading	Table	Row Heading
698A	Q <sup>1</sup> is 2-Br-4-EtO-Ph, and R <sup>32</sup> is Me.	741	Q <sup>1</sup> is 4-Cl-2,6-di-F-Ph, and R <sup>32</sup> is <i>n</i> -Pr.
699	Q <sup>1</sup> is 2-F-4-CN-Ph, and R <sup>32</sup> is Me.	742	Q <sup>1</sup> is 2-Br-4-F-Ph, and R <sup>32</sup> is <i>n</i> -Pr.
700	Q <sup>1</sup> is 2-Cl-4-CN-Ph, and R <sup>32</sup> is Me.	743	Q <sup>1</sup> is 2-Br-6-F-Ph, and R <sup>32</sup> is <i>n</i> -Pr.
701	Q <sup>1</sup> is 2-Br-4-CN-Ph, and R <sup>32</sup> is Me.	744	Q <sup>1</sup> is 2-Me-4-F-Ph, and R <sup>32</sup> is <i>n</i> -Pr.
702	Q <sup>1</sup> is 2,5-di-Cl-3-pyridinyl, and R <sup>32</sup> is Me.	745	Q <sup>1</sup> is 2-I-4-F-Ph, and R <sup>32</sup> is <i>n</i> -Pr.
703	Q <sup>1</sup> is 2-Cl-3-thienyl, and R <sup>32</sup> is Me.	746	Q <sup>1</sup> is 2-F-Ph, and R <sup>32</sup> is <i>n</i> -Pr.
704	Q <sup>1</sup> is 2,5-di-Cl-3-thienyl, and R <sup>32</sup> is Me.	747	Q <sup>1</sup> is 2-Cl-Ph, and R <sup>32</sup> is <i>n</i> -Pr.
705	Q <sup>1</sup> is 2,6-di-F-Ph, and R <sup>32</sup> is Et.	748	Q <sup>1</sup> is 2-Br-Ph, and R <sup>32</sup> is <i>n</i> -Pr.
706	Q <sup>1</sup> is 2,4-di-F-Ph, and R <sup>32</sup> is Et.	749	Q <sup>1</sup> is 2-F-4-Cl-Ph, and R <sup>32</sup> is <i>n</i> -Pr.
707	Q <sup>1</sup> is 2,4,6-tri-F-Ph, and R <sup>32</sup> is Et.	750	Q <sup>1</sup> is 2,4-di-Cl-Ph, and R <sup>32</sup> is <i>n</i> -Pr.
708	Q <sup>1</sup> is 2,6-di-F-4-OMe-Ph, and R <sup>32</sup> is Et.	751	Q <sup>1</sup> is 2,6-di-Cl-Ph, and R <sup>32</sup> is <i>n</i> -Pr.
708A	Q <sup>1</sup> is 2,6-di-F-4-OEt-Ph, and R <sup>32</sup> is Et.	752	Q <sup>1</sup> is 2-F-4-MeO-Ph, and R <sup>32</sup> is <i>n</i> -Pr.
709	Q <sup>1</sup> is 2,6-di-F-4-CN-Ph, and R <sup>32</sup> is Et.	752A	Q <sup>1</sup> is 2-F-4-EtO-Ph, and R <sup>32</sup> is <i>n</i> -Pr.
710	Q <sup>1</sup> is 2-Cl-4-F-Ph, and R <sup>32</sup> is Et.	753	Q <sup>1</sup> is 2-Cl-4-MeO-Ph, and R <sup>32</sup> is <i>n</i> -Pr.
711	Q <sup>1</sup> is 2-Cl-6-F-Ph, and R <sup>32</sup> is Et.	753A	Q <sup>1</sup> is 2-Cl-4-EtO-Ph, and R <sup>32</sup> is <i>n</i> -Pr.
712	Q <sup>1</sup> is 2-Cl-4,6-di-F-Ph, and R <sup>32</sup> is Et.	754	Q <sup>1</sup> is 2-Br-4-MeO-Ph, and R <sup>32</sup> is <i>n</i> -Pr.
713	Q <sup>1</sup> is 4-Cl-2,6-di-F-Ph, and R <sup>32</sup> is Et.	754A	Q <sup>1</sup> is 2-Br-4-EtO-Ph, and R <sup>32</sup> is <i>n</i> -Pr.
714	Q <sup>1</sup> is 2-Br-4-F-Ph, and R <sup>32</sup> is Et.	755	Q <sup>1</sup> is 2-F-4-CN-Ph, and R <sup>32</sup> is <i>n</i> -Pr.
715	Q <sup>1</sup> is 2-Br-6-F-Ph, and R <sup>32</sup> is Et.	756	Q <sup>1</sup> is 2-Cl-4-CN-Ph, and R <sup>32</sup> is <i>n</i> -Pr.
716	Q <sup>1</sup> is 2-Me-4-F-Ph, and R <sup>32</sup> is Et.	757	Q <sup>1</sup> is 2-Br-4-CN-Ph, and R <sup>32</sup> is <i>n</i> -Pr.
717	Q <sup>1</sup> is 2-I-4-F-Ph, and R <sup>32</sup> is Et.	758	Q <sup>1</sup> is 2,5-di-Cl-3-pyridinyl, and R <sup>32</sup> is <i>n</i> -Pr.
718	Q <sup>1</sup> is 2-F-Ph, and R <sup>32</sup> is Et.	759	Q <sup>1</sup> is 2-Cl-3-thienyl, and R <sup>32</sup> is <i>n</i> -Pr.
719	Q <sup>1</sup> is 2-Cl-Ph, and R <sup>32</sup> is Et.	760	Q <sup>1</sup> is 2,5-di-Cl-3-thienyl, and R <sup>32</sup> is <i>n</i> -Pr.
720	Q <sup>1</sup> is 2-Br-Ph, and R <sup>32</sup> is Et.		

The compounds of Tables 677 through 760 illustrate compounds of Formula 17 wherein R<sup>2</sup> is CH<sub>3</sub>, which are useful intermediates to prepare compounds of Formula 1c using the method of Scheme 16.

TABLE 761



5

Each R<sup>33</sup> is Me.

Q <sup>1</sup>	Q <sup>1</sup>	Q <sup>1</sup>	Q <sup>1</sup>
2,6-di-F-Ph	2-Cl-4,6-di-F-Ph	2-Cl-Ph	2-Br-4-MeO-Ph
2,4-di-F-Ph	4-Cl-2,6-di-F-Ph	2-Br-Ph	2-F-4-CN-Ph



2,4,6-tri-F-Ph	2-Br-4-F-Ph	2-F-4-Cl-Ph	2-Cl-4-CN-Ph
2,6-di-F-4-OMe-Ph	2-Br-6-F-Ph	2,4-di-Cl-Ph	2-Br-4-CN-Ph
2,6-di-F-4-CN-Ph	2-Me-4-F-Ph	2,6-di-Cl-Ph	2,5-di-Cl-3-pyridinyl
2-Cl-4-F-Ph	2-I-4-F-Ph	2-F-4-MeO-Ph	2-Cl-3-thienyl
2-Cl-6-F-Ph	2-F-Ph	2-Cl-4-MeO-Ph	2,5-di-Cl-3-thienyl
2,6-di-F-4-EtO-Ph	2-F-4-EtO-Ph	2-Cl-4-EtO-Ph	2-Br-4-EtO-Ph

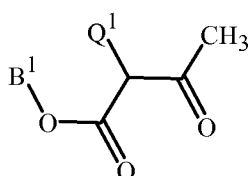
The present disclosure also includes Tables 762 through 764, each of which is constructed the same as Table 761 above, except that the row heading in Table 761 (i.e. “Each R<sup>33</sup> is Me.”) is replaced with the respective row heading shown below. For Example, in Table 762 the row heading is “Each R<sup>33</sup> is Et.”, and Q<sup>1</sup> is as defined in Table 761 above.

5 Thus, the first entry in Table 762 specifically discloses 3-(2,6-difluorophenyl)-4,4-bis(ethylthio)-3-buten-2-one. Tables 763 and 764 are constructed similarly.

Table	Row Heading	Table	Row Heading
762	Each R <sup>33</sup> is Et.	764	The two R <sup>33</sup> are taken together as -CH <sub>2</sub> -.
763	Each R <sup>33</sup> is <i>n</i> -Pr.		

The compounds of Tables 761 through 763 illustrate compounds of Formula **18** wherein R<sup>2</sup> is CH<sub>3</sub>, which are useful intermediates to prepare intermediate compounds of Formula **17** using the method of Scheme 17. The compounds of Table 764 illustrate  
10 compounds of Formula **18** wherein R<sup>2</sup> is CH<sub>3</sub>, which are useful intermediates to prepare intermediate compounds of Formula **4c** using the method described below Scheme 17.

TABLE 765



B<sup>1</sup> is Me.

Q <sup>1</sup>	Q <sup>1</sup>	Q <sup>1</sup>	Q <sup>1</sup>
2,6-di-F-Ph	2-Cl-4,6-di-F-Ph	2-Cl-Ph	2-Br-4-MeO-Ph
2,4-di-F-Ph	4-Cl-2,6-di-F-Ph	2-Br-Ph	2-F-4-CN-Ph
2,4,6-tri-F-Ph	2-Br-4-F-Ph	2-F-4-Cl-Ph	2-Cl-4-CN-Ph
2,6-di-F-4-OMe-Ph	2-Br-6-F-Ph	2,4-di-Cl-Ph	2-Br-4-CN-Ph
2,6-di-F-4-CN-Ph	2-Me-4-F-Ph	2,6-di-Cl-Ph	2,5-di-Cl-3-pyridinyl
2-Cl-4-F-Ph	2-I-4-F-Ph	2-F-4-MeO-Ph	2-Cl-3-thienyl
2-Cl-6-F-Ph	2-F-Ph	2-Cl-4-MeO-Ph	2,5-di-Cl-3-thienyl
2,6-di-F-4-EtO-Ph	2-F-4-EtO-Ph	2-Cl-4-EtO-Ph	2-Br-4-EtO-Ph

The present disclosure also includes Tables 766 through 769, each of which is  
15 constructed the same as Table 765 above, except that the row heading in Table 765 (i.e. “B<sup>1</sup>

is Me.”) is replaced with the respective row heading shown below. For Example, in Table 766 the row heading is “B<sup>1</sup> is Et.”, and Q<sup>1</sup> is as defined in Table 765 above. Thus, the first entry in Table 766 specifically discloses ethyl  $\alpha$ -acetyl-2,6-difluorobenzeneacetate. Tables 767 through 769 are constructed similarly.

Table	Row Heading	Table	Row Heading
766	B <sup>1</sup> is Et.	768	B <sup>1</sup> is Ph.
767	B <sup>1</sup> is <i>n</i> -Pr.	769	B <sup>1</sup> is CH <sub>2</sub> Ph.

5 The compounds of Tables 765 through 769 illustrate compounds of Formula **16** wherein R<sup>2</sup> is CH<sub>3</sub>, which are useful intermediates to prepare intermediate compounds of Formula **4b** using the method of Scheme 14.

#### Formulation/Utility

10 A compound of this invention will generally be used as a fungicidal active ingredient in a composition, i.e. formulation, with at least one additional component selected from the group consisting of surfactants, solid diluents and liquid diluents, which serves as a carrier. The formulation or composition ingredients are selected to be consistent with the physical properties of the active ingredient, mode of application and environmental factors such as soil type, moisture and temperature.

15 Useful formulations include both liquid and solid compositions. Liquid compositions include solutions (including emulsifiable concentrates), suspensions, emulsions (including microemulsions and/or suspoemulsions) and the like, which optionally can be thickened into gels. The general types of aqueous liquid compositions are soluble concentrate, suspension concentrate, capsule suspension, concentrated emulsion, microemulsion and suspo-emulsion.  
 20 The general types of nonaqueous liquid compositions are emulsifiable concentrate, microemulsifiable concentrate, dispersible concentrate and oil dispersion.

The general types of solid compositions are dusts, powders, granules, pellets, prills, pastilles, tablets, filled films (including seed coatings) and the like, which can be water-dispersible (“wettable”) or water-soluble. Films and coatings formed from film-  
 25 forming solutions or flowable suspensions are particularly useful for seed treatment. Active ingredient can be (micro)encapsulated and further formed into a suspension or solid formulation; alternatively the entire formulation of active ingredient can be encapsulated (or “overcoated”). Encapsulation can control or delay release of the active ingredient. An emulsifiable granule combines the advantages of both an emulsifiable concentrate  
 30 formulation and a dry granular formulation. High-strength compositions are primarily used as intermediates for further formulation.

Sprayable formulations are typically extended in a suitable medium before spraying. Such liquid and solid formulations are formulated to be readily diluted in the spray medium, usually water. Spray volumes can range from about one to several thousand  
 35 liters per hectare, but more typically are in the range from about ten to several hundred liters

per hectare. Sprayable formulations can be tank mixed with water or another suitable medium for foliar treatment by aerial or ground application, or for application to the growing medium of the plant. Liquid and dry formulations can be metered directly into drip irrigation systems or metered into the furrow during planting. Liquid and solid formulations can be applied onto seeds of crops and other desirable vegetation as seed treatments before planting to protect developing roots and other subterranean plant parts and/or foliage through systemic uptake.

The formulations will typically contain effective amounts of active ingredient, diluent and surfactant within the following approximate ranges which add up to 100 percent by weight.

	Weight Percent		
	<u>Active Ingredient</u>	<u>Diluent</u>	<u>Surfactant</u>
Water-Dispersible and Water-soluble Granules, Tablets and Powders	0.001–90	0–99.999	0–15
Oil Dispersions, Suspensions, Emulsions, Solutions (including Emulsifiable Concentrates)	1–50	40–99	0–50
Dusts	1–25	70–99	0–5
Granules and Pellets	0.001–95	5–99.999	0–15
High Strength Compositions	90–99	0–10	0–2

Solid diluents include, for example, clays such as bentonite, montmorillonite, attapulgite and kaolin, gypsum, cellulose, titanium dioxide, zinc oxide, starch, dextrin, sugars (e.g., lactose, sucrose), silica, talc, mica, diatomaceous earth, urea, calcium carbonate, sodium carbonate and bicarbonate, and sodium sulfate. Typical solid diluents are described in Watkins et al., *Handbook of Insecticide Dust Diluents and Carriers*, 2nd Ed., Dorland Books, Caldwell, New Jersey.

Liquid diluents include, for example, water, *N,N*-dimethylalkanamides (e.g., *N,N*-dimethylformamide), limonene, dimethyl sulfoxide, *N*-alkylpyrrolidones (e.g., *N*-methylpyrrolidinone), ethylene glycol, triethylene glycol, propylene glycol, dipropylene glycol, polypropylene glycol, propylene carbonate, butylene carbonate, paraffins (e.g., white mineral oils, normal paraffins, isoparaffins), alkylbenzenes, alkylnaphthalenes, glycerine, glycerol triacetate, sorbitol, triacetin, aromatic hydrocarbons, dearomatized aliphatics, alkylbenzenes, alkylnaphthalenes, ketones such as cyclohexanone, 2-heptanone, isophorone and 4-hydroxy-4-methyl-2-pentanone, acetates such as isoamyl acetate, hexyl acetate, heptyl acetate, octyl acetate, nonyl acetate, tridecyl acetate and isobornyl acetate, other esters such

as alkylated lactate esters, dibasic esters and  $\gamma$ -butyrolactone, and alcohols, which can be linear, branched, saturated or unsaturated, such as methanol, ethanol, *n*-propanol, isopropyl alcohol, *n*-butanol, isobutyl alcohol, *n*-hexanol, 2-ethylhexanol, *n*-octanol, decanol, isodecyl alcohol, isooctadecanol, cetyl alcohol, lauryl alcohol, tridecyl alcohol, oleyl alcohol, cyclohexanol, tetrahydrofurfuryl alcohol, diacetone alcohol and benzyl alcohol. Liquid diluents also include glycerol esters of saturated and unsaturated fatty acids (typically C<sub>6</sub>–C<sub>22</sub>), such as plant seed and fruit oils (e.g. oils of olive, castor, linseed, sesame, corn (maize), peanut, sunflower, grapeseed, safflower, cottonseed, soybean, rapeseed, coconut and palm kernel), animal-sourced fats (e.g., beef tallow, pork tallow, lard, cod liver oil, fish oil), and mixtures thereof. Liquid diluents also include alkylated fatty acids (e.g., methylated, ethylated, butylated) wherein the fatty acids may be obtained by hydrolysis of glycerol esters from plant and animal sources, and can be purified by distillation. Typical liquid diluents are described in Marsden, *Solvents Guide*, 2nd Ed., Interscience, New York, 1950.

The solid and liquid compositions of the present invention often include one or more surfactants. When added to a liquid, surfactants (also known as “surface-active agents”) generally modify, most often reduce, the surface tension of the liquid. Depending on the nature of the hydrophilic and lipophilic groups in a surfactant molecule, surfactants can be useful as wetting agents, dispersants, emulsifiers or defoaming agents.

Surfactants can be classified as nonionic, anionic or cationic. Nonionic surfactants useful for the present compositions include, but are not limited to: alcohol alkoxyates such as alcohol alkoxyates based on natural and synthetic alcohols (which may be branched or linear) and prepared from the alcohols and ethylene oxide, propylene oxide, butylene oxide or mixtures thereof; amine ethoxyates, alkanolamides and ethoxylated alkanolamides; alkoxyated triglycerides such as ethoxylated soybean, castor and rapeseed oils; alkylphenol alkoxyates such as octylphenol ethoxyates, nonylphenol ethoxyates, dinonyl phenol ethoxyates and dodecyl phenol ethoxyates (prepared from the phenols and ethylene oxide, propylene oxide, butylene oxide or mixtures thereof); block polymers prepared from ethylene oxide or propylene oxide and reverse block polymers where the terminal blocks are prepared from propylene oxide; ethoxylated fatty acids; ethoxylated fatty esters and oils; ethoxylated methyl esters; ethoxylated tristyrylphenol (including those prepared from ethylene oxide, propylene oxide, butylene oxide or mixtures thereof); fatty acid esters, glycerol esters, lanolin-based derivatives, polyethoxylate esters such as polyethoxylated sorbitan fatty acid esters, polyethoxylated sorbitol fatty acid esters and polyethoxylated glycerol fatty acid esters; other sorbitan derivatives such as sorbitan esters; polymeric surfactants such as random copolymers, block copolymers, alkyd peg (polyethylene glycol) resins, graft or comb polymers and star polymers; polyethylene glycols (pegs); polyethylene

glycol fatty acid esters; silicone-based surfactants; and sugar-derivatives such as sucrose esters, alkyl polyglycosides and alkyl polysaccharides.

Useful anionic surfactants include, but are not limited to: alkylaryl sulfonic acids and their salts; carboxylated alcohol or alkylphenol ethoxylates; diphenyl sulfonate derivatives; 5 lignin and lignin derivatives such as lignosulfonates; maleic or succinic acids or their anhydrides; olefin sulfonates; phosphate esters such as phosphate esters of alcohol alkoxyates, phosphate esters of alkylphenol alkoxyates and phosphate esters of styryl phenol ethoxylates; protein-based surfactants; sarcosine derivatives; styryl phenol ether sulfate; sulfates and sulfonates of oils and fatty acids; sulfates and sulfonates of ethoxylated 10 alkylphenols; sulfates of alcohols; sulfates of ethoxylated alcohols; sulfonates of amines and amides such as *N,N*-alkyltaurates; sulfonates of benzene, cumene, toluene, xylene, and dodecyl and tridecylbenzenes; sulfonates of condensed naphthalenes; sulfonates of naphthalene and alkyl naphthalene; sulfonates of fractionated petroleum; sulfosuccinamates; and sulfosuccinates and their derivatives such as dialkyl sulfosuccinate salts.

Useful cationic surfactants include, but are not limited to: amides and ethoxylated 15 amides; amines such as *N*-alkyl propanediamines, tripropylenetriamines and dipropylenetetramines, and ethoxylated amines, ethoxylated diamines and propoxylated amines (prepared from the amines and ethylene oxide, propylene oxide, butylene oxide or mixtures thereof); amine salts such as amine acetates and diamine salts; quaternary 20 ammonium salts such as quaternary salts, ethoxylated quaternary salts and diquaternary salts; and amine oxides such as alkyldimethylamine oxides and bis-(2-hydroxyethyl)-alkylamine oxides.

Also useful for the present compositions are mixtures of nonionic and anionic 25 surfactants or mixtures of nonionic and cationic surfactants. Nonionic, anionic and cationic surfactants and their recommended uses are disclosed in a variety of published references including *McCutcheon's Emulsifiers and Detergents*, annual American and International Editions published by McCutcheon's Division, The Manufacturing Confectioner Publishing Co.; Sisely and Wood, *Encyclopedia of Surface Active Agents*, Chemical Publ. Co., Inc., New York, 1964; and A. S. Davidson and B. Milwidsky, *Synthetic Detergents*, Seventh 30 Edition, John Wiley and Sons, New York, 1987.

Compositions of this invention may also contain formulation auxiliaries and additives, known to those skilled in the art as formulation aids (some of which may be considered to also function as solid diluents, liquid diluents or surfactants). Such formulation auxiliaries and additives may control: pH (buffers), foaming during processing (antifoams such 35 polyorganosiloxanes), sedimentation of active ingredients (suspending agents), viscosity (thixotropic thickeners), in-container microbial growth (antimicrobials), product freezing (antifreezes), color (dyes/pigment dispersions), wash-off (film formers or stickers), evaporation (evaporation retardants), and other formulation attributes. Film formers include,

for example, polyvinyl acetates, polyvinyl acetate copolymers, polyvinylpyrrolidone-vinyl acetate copolymer, polyvinyl alcohols, polyvinyl alcohol copolymers and waxes. Examples of formulation auxiliaries and additives include those listed in *McCutcheon's Volume 2: Functional Materials*, annual International and North American editions published by  
5 McCutcheon's Division, The Manufacturing Confectioner Publishing Co.; and PCT Publication WO 03/024222.

The compound of Formula 1 and any other active ingredients are typically incorporated into the present compositions by dissolving the active ingredient in a solvent or by grinding in a liquid or dry diluent. Solutions, including emulsifiable concentrates, can be  
10 prepared by simply mixing the ingredients. If the solvent of a liquid composition intended for use as an emulsifiable concentrate is water-immiscible, an emulsifier is typically added to emulsify the active-containing solvent upon dilution with water. Active ingredient slurries, with particle diameters of up to 2,000  $\mu\text{m}$  can be wet milled using media mills to obtain particles with average diameters below 3  $\mu\text{m}$ . Aqueous slurries can be made into finished  
15 suspension concentrates (see, for example, U.S. 3,060,084) or further processed by spray drying to form water-dispersible granules. Dry formulations usually require dry milling processes, which produce average particle diameters in the 2 to 10  $\mu\text{m}$  range. Dusts and powders can be prepared by blending and usually grinding (such as with a hammer mill or fluid-energy mill). Granules and pellets can be prepared by spraying the active material upon  
20 preformed granular carriers or by agglomeration techniques. See Browning, "Agglomeration", *Chemical Engineering*, December 4, 1967, pp 147–48, *Perry's Chemical Engineer's Handbook*, 4th Ed., McGraw-Hill, New York, 1963, pages 8–57 and following, and WO 91/13546. Pellets can be prepared as described in U.S. 4,172,714. Water-dispersible and water-soluble granules can be prepared as taught in U.S. 4,144,050,  
25 U.S. 3,920,442 and DE 3,246,493. Tablets can be prepared as taught in U.S. 5,180,587, U.S. 5,232,701 and U.S. 5,208,030. Films can be prepared as taught in GB 2,095,558 and U.S. 3,299,566.

For further information regarding the art of formulation, see T. S. Woods, "The Formulator's Toolbox – Product Forms for Modern Agriculture" in *Pesticide Chemistry and*  
30 *Bioscience, The Food–Environment Challenge*, T. Brooks and T. R. Roberts, Eds., Proceedings of the 9th International Congress on Pesticide Chemistry, The Royal Society of Chemistry, Cambridge, 1999, pp. 120–133. See also U.S. 3,235,361, Col. 6, line 16 through Col. 7, line 19 and Examples 10–41; U.S. 3,309,192, Col. 5, line 43 through Col. 7, line 62 and Examples 8, 12, 15, 39, 41, 52, 53, 58, 132, 138–140, 162–164, 166, 167 and 169–182;  
35 U.S. 2,891,855, Col. 3, line 66 through Col. 5, line 17 and Examples 1–4; Klingman, *Weed Control as a Science*, John Wiley and Sons, Inc., New York, 1961, pp 81–96; Hance et al., *Weed Control Handbook*, 8th Ed., Blackwell Scientific Publications, Oxford, 1989; and *Developments in formulation technology*, PJB Publications, Richmond, UK, 2000.

In the following Examples, all percentages are by weight and all formulations are prepared in conventional ways. Compound numbers refer to compounds in Index Table A. Without further elaboration, it is believed that one skilled in the art using the preceding description can utilize the present invention to its fullest extent. The following Examples are, therefore, to be construed as merely illustrative, and not limiting of the disclosure in any way whatsoever. Percentages are by weight except where otherwise indicated.

Example A

High Strength Concentrate

Compound 18	98.5%
silica aerogel	0.5%
synthetic amorphous fine silica	1.0%

Example B

Wettable Powder

Compound 22	65.0%
dodecylphenol polyethylene glycol ether	2.0%
sodium ligninsulfonate	4.0%
sodium silicoaluminate	6.0%
montmorillonite (calcined)	23.0%

Example C

Granule

Compound 23	10.0%
attapulgite granules (low volatile matter, 0.71/0.30 mm; U.S.S. No. 25–50 sieves)	90.0%

Example D

Extruded Pellet

Compound 24	25.0%
anhydrous sodium sulfate	10.0%
crude calcium ligninsulfonate	5.0%
sodium alkylnaphthalenesulfonate	1.0%
calcium/magnesium bentonite	59.0%

Example E

Emulsifiable Concentrate

Compound 36	10.0%
polyoxyethylene sorbitol hexoleate	20.0%
C <sub>6</sub> –C <sub>10</sub> fatty acid methyl ester	70.0%

Example FMicroemulsion

Compound 41	5.0%
polyvinylpyrrolidone-vinyl acetate copolymer	30.0%
alkylpolyglycoside	30.0%
glyceryl monooleate	15.0%
water	20.0%

Example GSeed Treatment

Compound 45	20.00%
polyvinylpyrrolidone-vinyl acetate copolymer	5.00%
montan acid wax	5.00%
calcium ligninsulfonate	1.00%
polyoxyethylene/polyoxypropylene block copolymers	1.00%
stearyl alcohol (POE 20)	2.00%
polyorganosilane	0.20%
colorant red dye	0.05%
water	65.75%

Formulations such as those in the Formulation Table are typically diluted with water to form aqueous compositions before application. Aqueous compositions for direct applications to the plant or portion thereof (e.g., spray tank compositions) typically at least about 1 ppm or more (e.g., from 1 ppm to 100 ppm) of the compound(s) of this invention.

The compounds of this invention are useful as plant disease control agents. The present invention therefore further comprises a method for controlling plant diseases caused by fungal plant pathogens comprising applying to the plant or portion thereof to be protected, or to the plant seed to be protected, an effective amount of a compound of the invention or a fungicidal composition containing said compound. The compounds and/or compositions of this invention provide control of diseases caused by a broad spectrum of fungal plant pathogens in the Basidiomycete, Ascomycete, Oomycete and Deuteromycete classes. They are effective in controlling a broad spectrum of plant diseases, particularly foliar pathogens of ornamental, turf, vegetable, field, cereal, and fruit crops. These pathogens include: Oomycetes, including *Phytophthora* diseases such as *Phytophthora infestans*, *Phytophthora megasperma*, *Phytophthora parasitica*, *Phytophthora cinnamomi* and *Phytophthora capsici*, *Pythium* diseases such as *Pythium aphanidermatum*, and diseases in the Peronosporaceae family such as *Plasmopara viticola*, *Peronospora* spp. (including *Peronospora tabacina* and *Peronospora parasitica*), *Pseudoperonospora* spp. (including *Pseudoperonospora cubensis*) and *Bremia lactucae*; Ascomycetes, including *Alternaria* diseases such as *Alternaria solani* and *Alternaria brassicae*, *Guignardia* diseases such as



*Guignardia bidwell*, *Venturia* diseases such as *Venturia inaequalis*, *Septoria* diseases such as *Septoria nodorum* and *Septoria tritici*, powdery mildew diseases such as *Erysiphe* spp. (including *Erysiphe graminis* and *Erysiphe polygoni*), *Uncinula necatur*, *Sphaerotheca fuliginea* and *Podosphaera leucotricha*, *Pseudocercospora herpotrichoides*, *Botrytis* diseases such as *Botrytis cinerea*, *Monilinia fructicola*, *Sclerotinia* diseases such as *Sclerotinia sclerotiorum*, *Magnaporthe grisea*, *Phomopsis viticola*, *Helminthosporium* diseases such as *Helminthosporium tritici repentis*, *Pyrenophora teres*, anthracnose diseases such as *Glomerella* or *Colletotrichum* spp. (such as *Colletotrichum graminicola* and *Colletotrichum orbiculare*), and *Gaeumannomyces graminis*; Basidiomycetes, including rust diseases caused by *Puccinia* spp. (such as *Puccinia recondita*, *Puccinia striiformis*, *Puccinia hordei*, *Puccinia graminis* and *Puccinia arachidis*), *Hemileia vastatrix* and *Phakopsora pachyrhizi*; other pathogens including *Rutstroemia floccosum* (also known as *Sclerotinia homoeocarpa*); *Rhizoctonia* spp. (such as *Rhizoctonia solani*); *Fusarium* diseases such as *Fusarium roseum*, *Fusarium graminearum* and *Fusarium oxysporum*; *Verticillium dahliae*; *Sclerotium rolfisii*; *Rynchosporium secalis*; *Cercosporidium personatum*, *Cercospora arachidicola* and *Cercospora beticola*; and other genera and species closely related to these pathogens. In addition to their fungicidal activity, the compositions or combinations also have activity against bacteria such as *Erwinia amylovora*, *Xanthomonas campestris*, *Pseudomonas syringae*, and other related species.

Plant disease control is ordinarily accomplished by applying an effective amount of a compound of this invention either pre- or post-infection, to the portion of the plant to be protected such as the roots, stems, foliage, fruit, seeds, tubers or bulbs, or to the media (soil or sand) in which the plants to be protected are growing. The compounds can also be applied to seeds to protect the seeds and seedlings developing from the seeds. The compounds can also be applied through irrigation water to treat plants.

Accordingly, this aspect of the present invention can also be described as a method for protecting a plant or plant seed from diseases caused by fungal pathogens comprising applying a fungicidally effective amount of a compound of Formula 1, an *N*-oxide, or salt thereof to the plant (or portion thereof) or plant seed (directly or through the environment (e.g., growing medium) of the plant or plant seed).

Rates of application for these compounds can be influenced by many factors of the environment and should be determined under actual use conditions. Foliage can normally be protected when treated at a rate of from less than about 1 g/ha to about 5,000 g/ha of active ingredient. Seed and seedlings can normally be protected when seed is treated at a rate of from about 0.1 to about 10 g per kilogram of seed.

Compounds of this invention can also be mixed with one or more other biologically active compounds or agents including fungicides, insecticides, nematocides, bactericides, acaricides, herbicides, herbicide safeners, growth regulators such as insect molting inhibitors

and rooting stimulants, chemosterilants, semiochemicals, repellents, attractants, pheromones, feeding stimulants, plant nutrients, other biologically active compounds or entomopathogenic bacteria, virus or fungi to form a multi-component pesticide giving an even broader spectrum of agricultural protection. Thus the present invention also pertains to  
5 a composition comprising a fungicidally effective amount of a compound of Formula 1 and a biologically effective amount of at least one additional biologically active compound or agent and can further comprise at least one of a surfactant, a solid diluent or a liquid diluent. The other biologically active compounds or agents can be formulated in compositions comprising at least one of a surfactant, solid or liquid diluent. For mixtures of the present  
10 invention, one or more other biologically active compounds or agents can be formulated together with a compound of Formula 1, to form a premix, or one or more other biologically active compounds or agents can be formulated separately from the compound of Formula 1, and the formulations combined together before application (e.g., in a spray tank) or, alternatively, applied in succession.

15 As mentioned in the Summary of the Invention, one aspect of the present invention is a fungicidal composition comprising (i.e. a mixture or combination of) a compound of Formula 1, an *N*-oxide, or a salt thereof (i.e. component a), and at least one other fungicide (i.e. component b).

Of note is a composition which, in addition to the Formula 1 compound of component  
20 (a), includes as component (b) at least one fungicidal compound selected from the group consisting of the classes (b1) methyl benzimidazole carbamate (MBC) fungicides; (b2) dicarboximide fungicides; (b3) demethylation inhibitor (DMI) fungicides; (b4) phenylamide fungicides; (b5) amine/morpholine fungicides; (b6) phospholipid biosynthesis inhibitor fungicides; (b7) carboxamide fungicides; (b8) hydroxy(2-amino-)pyrimidine fungicides; (b9)  
25 anilinopyrimidine fungicides; (b10) *N*-phenyl carbamate fungicides; (b11) quinone outside inhibitor (QoI) fungicides; (b12) phenylpyrrole fungicides; (b13) quinoline fungicides; (b14) lipid peroxidation inhibitor fungicides; (b15) melanin biosynthesis inhibitors-reductase (MBI-R) fungicides; (b16) melanin biosynthesis inhibitors-dehydratase (MBI-D) fungicides; (b17) hydroxyanilide fungicides; (b18) squalene-epoxidase inhibitor fungicides; (b19)  
30 polyoxin fungicides; (b20) phenylurea fungicides; (b21) quinone inside inhibitor (QiI) fungicides; (b22) benzamide fungicides; (b23) enopyranuronic acid antibiotic fungicides; (b24) hexopyranosyl antibiotic fungicides; (b25) glucopyranosyl antibiotic: protein synthesis fungicides; (b26) glucopyranosyl antibiotic: trehalase and inositol biosynthesis fungicides; (b27) cyanoacetamideoxime fungicides; (b28) carbamate fungicides; (b29) oxidative  
35 phosphorylation uncoupling fungicides; (b30) organo tin fungicides; (b31) carboxylic acid fungicides; (b32) heteroaromatic fungicides; (b33) phosphonate fungicides; (b34) phthalamic acid fungicides; (b35) benzotriazine fungicides; (b36) benzene-sulfonamide fungicides; (b37) pyridazinone fungicides; (b38) thiophene-carboxamide fungicides; (b39)

pyrimidinamide fungicides; (b40) carboxylic acid amide (CAA) fungicides; (b41) tetracycline antibiotic fungicides; (b42) thiocarbamate fungicides; (b43) benzamide fungicides; (b44) host plant defense induction fungicides; (b45) multi-site contact activity fungicides; (b46) fungicides other than classes (b1) through (b45); and salts of compounds of classes (b1) through (b46).

Further descriptions of these classes of fungicidal compounds are provided below.

(b1) "Methyl benzimidazole carbamate (MBC) fungicides" (FRAC (Fungicide Resistance Action Committee) code 1) inhibit mitosis by binding to  $\beta$ -tubulin during microtubule assembly. Inhibition of microtubule assembly can disrupt cell division, transport within the cell and cell structure. Methyl benzimidazole carbamate fungicides include benzimidazole and thiophanate fungicides. The benzimidazoles include benomyl, carbendazim, fuberidazole and thiabendazole. The thiophanates include thiophanate and thiophanate-methyl.

(b2) "Dicarboximide fungicides" (FRAC code 2) are proposed to inhibit a lipid peroxidation in fungi through interference with NADH cytochrome c reductase. Examples include chlozolate, iprodione, procymidone and vinclozolin.

(b3) "Demethylation inhibitor (DMI) fungicides" (FRAC code 3) inhibit C14-demethylase which plays a role in sterol production. Sterols, such as ergosterol, are needed for membrane structure and function, making them essential for the development of functional cell walls. Therefore, exposure to these fungicides result in abnormal growth and eventually death of sensitive fungi. DMI fungicides are divided between several chemical classes: azoles (including triazoles and imidazoles), pyrimidines, piperazines and pyridines. The triazoles include azaconazole, bitertanol, bromuconazole, cyproconazole, difenoconazole, diniconazole (including diniconazole-M), epoxiconazole, etaconazole, fenbuconazole, fluquinconazole, flusilazole, flutriafol, hexaconazole, imibenconazole, ipconazole, metconazole, myclobutanil, penconazole, propiconazole, prothioconazole, quinconazole, simeconazole, tebuconazole, tetraconazole, triadimefon, triadimenol, triticonazole and uniconazole. The imidazoles include clotrimazole, econazole, imazalil, isoconazole, miconazole, oxpoconazole, prochloraz, pefurazoate and triflumizole. The pyrimidines include fenarimol, nuarimol and triarimol. The piperazines include triforine. The pyridines include buthiobate and pyrifenoxy. Biochemical investigations have shown that all of the above mentioned fungicides are DMI fungicides as described by K. H. Kuck et al. in *Modern Selective Fungicides - Properties, Applications and Mechanisms of Action*, H. Lyr (Ed.), Gustav Fischer Verlag: New York, 1995, 205–258.

(b4) "Phenylamide fungicides" (FRAC code 4) are specific inhibitors of RNA polymerase in Oomycete fungi. Sensitive fungi exposed to these fungicides show a reduced capacity to incorporate uridine into rRNA. Growth and development in sensitive fungi is prevented by exposure to this class of fungicide. Phenylamide fungicides include

acylalanine, oxazolidinone and butyrolactone fungicides. The acylalanines include benalaxyl, benalaxyl-M, furalaxyl, metalaxyl, metalaxyl-M (also known as mefenoxam). The oxazolidinones include oxadixyl. The butyrolactones include ofurace.

(b5) "Amine/morpholine fungicides" (FRAC code 5) inhibit two target sites within the sterol biosynthetic pathway,  $\Delta^8 \rightarrow \Delta^7$  isomerase and  $\Delta^{14}$  reductase. Sterols, such as ergosterol, are needed for membrane structure and function, making them essential for the development of functional cell walls. Therefore, exposure to these fungicides results in abnormal growth and eventually death of sensitive fungi. Amine/morpholine fungicides (also known as non-DMI sterol biosynthesis inhibitors) include morpholine, piperidine and spiroketal-amine fungicides. The morpholines include aldimorph, dodemorph, fenpropimorph, tridemorph and trimorphamide. The piperidines include fenpropidin and piperalin. The spiroketal-amines include spiroxamine.

(b6) "Phospholipid biosynthesis inhibitor fungicides" (FRAC code 6) inhibit growth of fungi by affecting phospholipid biosynthesis. Phospholipid biosynthesis fungicides include phosphorothiolate and dithiolane fungicides. The phosphorothiolates include edifenphos, iprobenfos and pyrazophos. The dithiolanes include isoprothiolane.

(b7) "Carboxamide fungicides" (FRAC code 7) inhibit Complex II (succinate dehydrogenase) fungal respiration by disrupting a key enzyme in the Krebs Cycle (TCA cycle) named succinate dehydrogenase. Inhibiting respiration prevents the fungus from making ATP, and thus inhibits growth and reproduction. Carboxamide fungicides include benzamide, furan carboxamide, oxathiin carboxamide, thiazole carboxamide, pyrazole carboxamide and pyridine carboxamide. The benzamides include benodanil, flutolanil and mepronil. The furan carboxamides include fenfuram. The oxathiin carboxamides include carboxin and oxycarboxin. The thiazole carboxamides include thifluzamide. The pyrazole carboxamides include bixafen, furametpyr, isopyrazam, fluxapyroxad, sedaxane (*N*-[2-(1*S*,2*R*)-[1,1'-bicyclopropyl]-2-ylphenyl]-3-(difluoromethyl)-1-methyl-1*H*-pyrazole-4-carboxamide) and penflufen (*N*-[2-(1,3-dimethylbutyl)phenyl]-5-fluoro-1,3-dimethyl-1*H*-pyrazole-4-carboxamide (PCT Patent Publication WO 2003/010149)). The pyridine carboxamides include boscalid.

(b8) "Hydroxy(2-amino-)pyrimidine fungicides" (FRAC code 8) inhibit nucleic acid synthesis by interfering with adenosine deaminase. Examples include bupirimate, dimethirimol and ethirimol.

(b9) "Anilinopyrimidine fungicides" (FRAC code 9) are proposed to inhibit biosynthesis of the amino acid methionine and to disrupt the secretion of hydrolytic enzymes that lyse plant cells during infection. Examples include cyprodinil, mepanipyrim and pyrimethanil.

(b10) "*N*-Phenyl carbamate fungicides" (FRAC code 10) inhibit mitosis by binding to  $\beta$ -tubulin and disrupting microtubule assembly. Inhibition of microtubule assembly can

disrupt cell division, transport within the cell and cell structure. Examples include diethofencarb.

(b11) “Quinone outside inhibitor (QoI) fungicides” (FRAC code 11) inhibit Complex III mitochondrial respiration in fungi by affecting ubiquinol oxidase. Oxidation of ubiquinol is blocked at the “quinone outside” ( $Q_o$ ) site of the cytochrome  $bc_1$  complex, which is located in the inner mitochondrial membrane of fungi. Inhibiting mitochondrial respiration prevents normal fungal growth and development. Quinone outside inhibitor fungicides (also known as strobilurin fungicides) include methoxyacrylate, methoxycarbamate, oximinoacetate, oximinoacetamide, oxazolidinedione, dihydrodioxazine, imidazolinone and benzylcarbamate fungicides. The methoxyacrylates include azoxystrobin, enestroburin (SYP-Z071) and picoxystrobin. The methoxycarbamates include pyraclostrobin and pyrametostrobin. The oximinoacetates include kresoxim-methyl, pyraoxystrobin and trifloxystrobin. The oximinoacetamides include dimoxystrobin, metominostrobin, orysastrobin,  $\alpha$ -[methoxyimino]-*N*-methyl-2-[[[1-[3-(trifluoromethyl)phenyl]ethoxy]imino]-methyl]benzeneacetamide and 2-[[[3-(2,6-dichlorophenyl)-1-methyl-2-propen-1-ylidene]-amino]oxy]methyl]- $\alpha$ -(methoxyimino)-*N*-methylbenzeneacetamide. The oxazolidinediones include famoxadone. The dihydrodioxazines include fluoxastrobin. The imidazolinones include fenamidone. The benzylcarbamates include pyribencarb.

(b12) “Phenylpyrrole fungicides” (FRAC code 12) inhibit a MAP protein kinase associated with osmotic signal transduction in fungi. Fenpiclonil and fludioxonil are examples of this fungicide class.

(b13) “Quinoline fungicides” (FRAC code 13) are proposed to inhibit signal transduction by affecting G-proteins in early cell signaling. They have been shown to interfere with germination and/or appressorium formation in fungi that cause powder mildew diseases. Quinoxifen is an example of this class of fungicide.

(b14) “Lipid peroxidation inhibitor fungicides” (FRAC code 14) are proposed to inhibit lipid peroxidation which affects membrane synthesis in fungi. Members of this class, such as etridiazole, may also affect other biological processes such as respiration and melanin biosynthesis. Lipid peroxidation fungicides include aromatic carbon and 1,2,4-thiadiazole fungicides. The aromatic carbon fungicides include biphenyl, chloroneb, dicloran, quintozone, tecnazene and tolclofos-methyl. The 1,2,4-thiadiazole fungicides include etridiazole.

(b15) “Melanin biosynthesis inhibitors-reductase (MBI-R) fungicides” (FRAC code 16.1) inhibit the naphthal reduction step in melanin biosynthesis. Melanin is required for host plant infection by some fungi. Melanin biosynthesis inhibitors-reductase fungicides include isobenzofuranone, pyrroloquinolinone and triazolobenzothiazole fungicides. The isobenzofuranones include fthalide. The pyrroloquinolinones include pyroquilon. The triazolobenzothiazoles include tricyclazole.

(b16) "Melanin biosynthesis inhibitors-dehydratase (MBI-D) fungicides" (FRAC code 16.2) inhibit scytalone dehydratase in melanin biosynthesis. Melanin is required for host plant infection by some fungi. Melanin biosynthesis inhibitors-dehydratase fungicides include cyclopropanecarboxamide, carboxamide and propionamide fungicides. The cyclopropanecarboxamides include carpropamid. The carboxamides include diclocymet. The propionamides include fenoxanil.

(b17) "Hydroxyanilide fungicides (FRAC code 17) inhibit C4-demethylase which plays a role in sterol production. Examples include fenhexamid.

(b18) "Squalene-epoxidase inhibitor fungicides" (FRAC code 18) inhibit squalene-epoxidase in ergosterol biosynthesis pathway. Sterols such as ergosterol are needed for membrane structure and function, making them essential for the development of functional cell walls. Therefore exposure to these fungicides results in abnormal growth and eventually death of sensitive fungi. Squalene-epoxidase inhibitor fungicides include thiocarbamate and allylamine fungicides. The thiocarbamates include pyributicarb. The allylamines include naftifine and terbinafine.

(b19) "Polyoxin fungicides" (FRAC code 19) inhibit chitin synthase. Examples include polyoxin.

(b20) "Phenylurea fungicides" (FRAC code 20) are proposed to affect cell division. Examples include pencycuron.

(b21) "Quinone inside inhibitor (QiI) fungicides" (FRAC code 21) inhibit Complex III mitochondrial respiration in fungi by affecting ubiquinol reductase. Reduction of ubiquinol is blocked at the "quinone inside" ( $Q_i$ ) site of the cytochrome  $bc_1$  complex, which is located in the inner mitochondrial membrane of fungi. Inhibiting mitochondrial respiration prevents normal fungal growth and development. Quinone inside inhibitor fungicides include cyanoimidazole and sulfamoyltriazole fungicides. The cyanoimidazoles include cyazofamid. The sulfamoyltriazoles include amisulbrom.

(b22) "Benzamide fungicides" (FRAC code 22) inhibit mitosis by binding to  $\beta$ -tubulin and disrupting microtubule assembly. Inhibition of microtubule assembly can disrupt cell division, transport within the cell and cell structure. Examples include zoxamide.

(b23) "Enopyranuronic acid antibiotic fungicides" (FRAC code 23) inhibit growth of fungi by affecting protein biosynthesis. Examples include blasticidin-S.

(b24) "Hexopyranosyl antibiotic fungicides" (FRAC code 24) inhibit growth of fungi by affecting protein biosynthesis. Examples include kasugamycin.

(b25) "Glucopyranosyl antibiotic: protein synthesis fungicides" (FRAC code 25) inhibit growth of fungi by affecting protein biosynthesis. Examples include streptomycin.

(b26) "Glucopyranosyl antibiotic: trehalase and inositol biosynthesis fungicides" (FRAC code 26) inhibit trehalase in inositol biosynthesis pathway. Examples include validamycin.

(b27) "Cyanoacetamideoxime fungicides (FRAC code 27) include cymoxanil.

(b28) "Carbamate fungicides" (FRAC code 28) are considered multi-site inhibitors of fungal growth. They are proposed to interfere with the synthesis of fatty acids in cell membranes, which then disrupts cell membrane permeability. Propamocarb, propamocarb-  
5 hydrochloride, iodocarb, and prothiocarb are examples of this fungicide class.

(b29) "Oxidative phosphorylation uncoupling fungicides" (FRAC code 29) inhibit fungal respiration by uncoupling oxidative phosphorylation. Inhibiting respiration prevents normal fungal growth and development. This class includes 2,6-dinitroanilines such as fluazinam, pyrimidonehydrazones such as ferimzone and dinitrophenyl crotonates such as  
10 dinocap, meptyldinocap and binapacryl.

(b30) "Organo tin fungicides" (FRAC code 30) inhibit adenosine triphosphate (ATP) synthase in oxidative phosphorylation pathway. Examples include fentin acetate, fentin chloride and fentin hydroxide.

(b31) "Carboxylic acid fungicides" (FRAC code 31) inhibit growth of fungi by  
15 affecting deoxyribonucleic acid (DNA) topoisomerase type II (gyrase). Examples include oxolinic acid.

(b32) "Heteroaromatic fungicides" (FRAC code 32) are proposed to affect DNA/ribonucleic acid (RNA) synthesis. Heteroaromatic fungicides include isoxazole and isothiazolone fungicides. The isoxazoles include hymexazole and the isothiazolones include  
20 oethilinone.

(b33) "Phosphonate fungicides" (FRAC code 33) include phosphorous acid and its various salts, including fosetyl-aluminum.

(b34) "Phthalamic acid fungicides" (FRAC code 34) include teclofthalam.

(b35) "Benzotriazine fungicides" (FRAC code 35) include triazoxide.

25 (b36) "Benzene-sulfonamide fungicides" (FRAC code 36) include flusulfamide.

(b37) "Pyridazinone fungicides" (Fungicide Resistance Action Committee (FRAC) code 37) include diclomezine.

(b38) "Thiophene-carboxamide fungicides" (FRAC code 38) are proposed to affect ATP production. Examples include silthiofam.

30 (b39) "Pyrimidinamide fungicides" (FRAC code 39) inhibit growth of fungi by affecting phospholipid biosynthesis and include diflumetorim.

(b40) "Carboxylic acid amide (CAA) fungicides" (FRAC code 40) are proposed to inhibit phospholipid biosynthesis and cell wall deposition. Inhibition of these processes prevents growth and leads to death of the target fungus. Carboxylic acid amide fungicides  
35 include cinnamic acid amide, valinamide carbamate and mandelic acid amide fungicides. The cinnamic acid amides include dimethomorph and flumorph. The valinamide carbamates include benthiavalicarb, benthiavalicarb-isopropyl, iprovalicarb and valifenalate (valiphenal). The mandelic acid amides include mandipropamid, *N*-[2-[4-[[3-(4-

chlorophenyl)-2-propyn-1-yl]oxy]-3-methoxyphenyl]ethyl]-3-methyl-2-[(methylsulfonyl)-amino]butanamide and *N*-[2-[4-[[3-(4-chlorophenyl)-2-propyn-1-yl]oxy]-3-methoxyphenyl]ethyl]-3-methyl-2-[(ethylsulfonyl)amino]butanamide.

(b41) “Tetracycline antibiotic fungicides” (FRAC code 41) inhibit growth of fungi by affecting complex 1 nicotinamide adenine dinucleotide (NADH) oxidoreductase. Examples include oxytetracycline.

(b42) “Thiocarbamate fungicides (b42)” (FRAC code 42) include methasulfocarb.

(b43) “Benzamide fungicides” (FRAC code 43) inhibit growth of fungi by delocalization of spectrin-like proteins. Examples include acylpicolide fungicides such as fluopicolide and fluopyram.

(b44) “Host plant defense induction fungicides” (FRAC code P) induce host plant defense mechanisms. Host plant defense induction fungicides include benzo-thiadiazole, benzisothiazole and thiadiazole-carboxamide fungicides. The benzo-thiadiazoles include acibenzolar-*S*-methyl. The benzisothiazoles include probenazole. The thiadiazole-carboxamides include tiadinil and isotianil.

(b45) “Multi-site contact fungicides” inhibit fungal growth through multiple sites of action and have contact/preventive activity. This class of fungicides includes: (b45.1) “copper fungicides” (FRAC code M1), (b45.2) “sulfur fungicides” (FRAC code M2), (b45.3) “dithiocarbamate fungicides” (FRAC code M3), (b45.4) “phthalimide fungicides” (FRAC code M4), (b45.5) “chloronitrile fungicides” (FRAC code M5), (b45.6) “sulfamide fungicides” (FRAC code M6), (b45.7) “guanidine fungicides” (FRAC code M7), (b45.8) “triazine fungicides” (FRAC code M8) and (b45.9) “quinone fungicides” (FRAC code M9). “Copper fungicides” are inorganic compounds containing copper, typically in the copper(II) oxidation state; examples include copper oxychloride, copper sulfate and copper hydroxide, including compositions such as Bordeaux mixture (tribasic copper sulfate). “Sulfur fungicides” are inorganic chemicals containing rings or chains of sulfur atoms; examples include elemental sulfur. “Dithiocarbamate fungicides” contain a dithiocarbamate molecular moiety; examples include mancozeb, metiram, propineb, ferbam, maneb, thiram, zineb and ziram. “Phthalimide fungicides” contain a phthalimide molecular moiety; examples include folpet, captan and captafol. “Chloronitrile fungicides” contain an aromatic ring substituted with chloro and cyano; examples include chlorothalonil. “Sulfamide fungicides” include dichlofluanid and tolyfluanid. “Guanidine fungicides” include dodine, guazatine and imoctadine, including iminoctadine albesilate and iminoctadine triacetate. “Triazine fungicides” include anilazine. “Quinone fungicides” include dithianon.

(b46) “Fungicides other than fungicides of classes (b1) through (b45)” include certain fungicides whose mode of action may be unknown. These include: (b46.1) “thiazole carboxamide fungicides” (FRAC code U5), (b46.2) “phenyl-acetamide fungicides” (FRAC code U6), (b46.3) “quinazolinone fungicides” (FRAC code U7) and (b46.4) “benzophenone



fungicides" (FRAC code U8). The thiazole carboxamides include ethaboxam. The phenylacetamides include cyflufenamid and *N*-[[[(cyclopropylmethoxy)amino][6-(difluoromethoxy)-2,3-difluorophenyl]-methylene]benzeneacetamide. The quinazolinones include proquinazid and 2-butoxy-6-iodo-3-propyl-4*H*-1-benzopyran-4-one. The benzophenones include metrafenone and pyriofenone. The (b46) class also includes bethoxazin, neo-asozin (ferric methanearsonate), fenpyrazamine, pyrrolnitrin, quinomethionate, tebufloquin, *N*-[2-[4-[[3-(4-chlorophenyl)-2-propyn-1-yl]oxy]-3-methoxyphenyl]ethyl]-3-methyl-2-[(methylsulfonyl)amino]butanamide, *N*-[2-[4-[[3-(4-chlorophenyl)-2-propyn-1-yl]oxy]-3-methoxyphenyl]ethyl]-3-methyl-2-[(ethylsulfonyl)amino]-butanamide, 2-[[2-fluoro-5-(trifluoromethyl)phenyl]thio]-2-[3-(2-methoxyphenyl)-2-thiazolidinylidene]acetonitrile, 3-[5-(4-chlorophenyl)-2,3-dimethyl-3-isoxazolidinyl]pyridine, 4-fluorophenyl *N*-[1-[[[1-(4-cyanophenyl)ethyl]sulfonyl]methyl]propyl]carbamate, 5-chloro-6-(2,4,6-trifluorophenyl)-7-(4-methylpiperidin-1-yl)[1,2,4]triazolo[1,5-*a*]pyrimidine, *N*-(4-chloro-2-nitrophenyl)-*N*-ethyl-4-methylbenzenesulfonamide, *N*-[[[(cyclopropylmethoxy)amino][6-(difluoromethoxy)-2,3-difluorophenyl]methylene]benzeneacetamide, *N*'-[4-[4-chloro-3-(trifluoromethyl)phenoxy]-2,5-dimethylphenyl]-*N*-ethyl-*N*-methylmethanimidamide and 1-[(2-propenylthio)carbonyl]-2-(1-methylethyl)-4-(2-methylphenyl)-5-amino-1*H*-pyrazol-3-one.

Therefore of note is a mixture (i.e. composition) comprising as component (a) a compound of Formula 1 (or an *N*-oxide or salt thereof) and as component (b) at least one fungicidal compound selected from the group consisting of the aforescribed classes (b1) through (b46). Also of note are embodiments wherein component (b) comprises at least one fungicide from each of two different groups selected from (b1) through (b46). Also of note is a composition comprising said mixture (in fungicidally effective amount) and further comprising at least one additional component selected from the group consisting of surfactants, solid diluents and liquid diluents. Of particular note is a mixture (i.e. composition) comprising a compound of Formula 1 and at least one fungicidal compound selected from the group of specific compounds listed above in connection with classes (b1) through (b46). Also of particular note is a composition comprising said mixture (in fungicidally effective amount) and further comprising at least one additional surfactant selected from the group consisting of surfactants, solid diluents and liquid diluents.

Examples of other biologically active compounds or agents with which compounds of this invention can be formulated are: insecticides such as abamectin, acephate, acetamiprid, acetoprole, aldicarb, amidoflumet (S-1955), amitraz, avermectin, azadirachtin, azinphos-methyl, bifenthrin, bifenazate, bistrifluron, buprofezin, carbofuran, cartap, chinomethionat, chlorfenapyr, chlorfluazuron, chlorantraniliprole (DPX-E2Y45), chlorpyrifos, chlorpyrifos-methyl, chlorobenzilate, chromafenozide, clothianidin, cyantraniliprole (3-bromo-1-(3-chloro-2-pyridinyl)-*N*-[4-cyano-2-methyl-6-[(methylamino)-

carbonyl]phenyl]-1*H*-pyrazole-5-carboxamide), cyflumetofen, cyfluthrin, beta-cyfluthrin, cyhalothrin, gamma-cyhalothrin, lambda-cyhalothrin, cyhexatin, cypermethrin, cyromazine, deltamethrin, diafenthiuron, diazinon, dicofol, dieldrin, dienochlor, diflubenzuron, dimefluthrin, dimethoate, dinotefuran, diofenolan, emamectin, endosulfan, esfenvalerate, 5 ethiprole, etoxazole, fenamiphos, fenazaquin, fenbutatin oxide, fenothiocarb, fenoxycarb, fenpropathrin, fenpyroximate, fenvalerate, fipronil, flonicamid, flubendiamide, flucythrinate, tau-fluvalinate, flufenerim (UR-50701), flufenoxuron, fonophos, halofenozide, hexaflumuron, hexythiazox, hydramethylnon, imicyafos, imidacloprid, indoxacarb, isofenphos, lufenuron, malathion, metaflumizone, metaldehyde, methamidophos, 10 methidathion, methomyl, methoprene, methoxychlor, methoxyfenozide, metofluthrin, monocrotophos, nitenpyram, nithiazine, novaluron (XDE-007), noviflumuron, oxamyl, parathion, parathion-methyl, permethrin, phorate, phosalone, phosmet, phosphamidon, pirimicarb, profenofos, profluthrin, propargite, prothiocarb, protrifenbute, pymetrozine, pyrafluprole, pyrethrin, pyridaben, pyridalyl, pyrifluquinazon, pyriprole, pyriproxifen, 15 rotenone, ryanodine, spinetoram, spinosad, spiridiclofen, spiromesifen (BSN 2060), spirotetramat, sulprofos, tebufenozide, tebufenpyrad, teflubenzuron, tefluthrin, terbufos, tetrachlorvinphos, thiacloprid, thiamethoxam, thiodicarb, thiosultap-sodium, tolfenpyrad, tralomethrin, triazamate, trichlorfon, triflumuron; nematocides such as aldicarb, imicyafos, oxamyl and fenamiphos; bactericides such as streptomycin; acaricides such as amitraz, 20 chinomethionat, chlorobenzilate, cyenopyrafen, cyhexatin, dicofol, dienochlor, etoxazole, fenazaquin, fenbutatin oxide, fenpropathrin, fenpyroximate, hexythiazox, propargite, pyridaben and tebufenpyrad; and biological agents including entomopathogenic bacteria, such as *Bacillus thuringiensis* subsp. *aizawai*, *Bacillus thuringiensis* subsp. *kurstaki*, and the encapsulated delta-endotoxins of *Bacillus thuringiensis* (e.g., Cellcap, MPV, MPVII); 25 entomopathogenic fungi, such as green muscardine fungus; and entomopathogenic virus including baculovirus, nucleopolyhedro virus (NPV) such as HzNPV, AfNPV; and granulosis virus (GV) such as CpGV.

General references for agricultural protectants (i.e. insecticides, fungicides, nematocides, acaricides, herbicides and biological agents) include *The Pesticide Manual*, 30 *13th Edition*, C. D. S. Tomlin, Ed., British Crop Protection Council, Farnham, Surrey, U.K., 2003 and *The BioPesticide Manual, 2nd Edition*, L. G. Copping, Ed., British Crop Protection Council, Farnham, Surrey, U.K., 2001.

For embodiments where one or more of these various mixing partners are used, the weight ratio of these various mixing partners (in total) to the compound of Formula 1 (or an 35 *N*-oxide or salt thereof) is typically between about 1:3000 and about 3000:1. Of note are weight ratios between about 1:300 and about 300:1 (for example ratios between about 1:30 and about 30:1). One skilled in the art can easily determine through simple experimentation the biologically effective amounts of active ingredients necessary for the desired spectrum of

biological activity. It will be evident that including these additional components may expand the spectrum of diseases controlled beyond the spectrum controlled by the compound of Formula 1 alone.

5 In certain instances, combinations of a compound of this invention with other biologically active (particularly fungicidal) compounds or agents (i.e. active ingredients) can result in a greater-than-additive (i.e. synergistic) effect. Reducing the quantity of active ingredients released in the environment while ensuring effective pest control is always desirable. When synergism of fungicidal active ingredients occurs at application rates giving agronomically satisfactory levels of fungal control, such combinations can be advantageous  
10 for reducing crop production cost and decreasing environmental load.

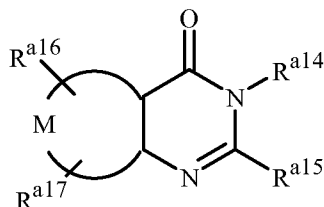
Compounds of this invention and compositions thereof can be applied to plants genetically transformed to express proteins toxic to invertebrate pests (such as *Bacillus thuringiensis* delta-endotoxins). The effect of the exogenously applied fungicidal compounds of this invention may be synergistic with the expressed toxin proteins.

15 Of note is a combination of a compound of Formula 1 (or an *N*-oxide or salt thereof) with at least one other fungicidal active ingredient. Of particular note is such a combination where the other fungicidal active ingredient has different site of action from the compound of Formula 1. In certain instances, a combination with at least one other fungicidal active ingredient having a similar spectrum of control but a different site of action will be  
20 particularly advantageous for resistance management. Thus, a composition of the present invention can further comprise a biologically effective amount of at least one additional fungicidal active ingredient having a similar spectrum of control but a different site of action.

Of particular note are compositions which in addition to a compound of Formula 1  
25 include at least one compound selected from the group consisting of (1) alkylenebis(dithiocarbamate) fungicides; (2) cymoxanil; (3) phenylamide fungicides; (4) pyrimidinone fungicides; (5) chlorothalonil; (6) carboxamides acting at complex II of the fungal mitochondrial respiratory electron transfer site; (7) quinoxifen; (8) metrafenone or pyriofenone; (9) cyflufenamid; (10) cyprodinil; (11) copper compounds; (12) phthalimide  
30 fungicides; (13) fosetyl-aluminum; (14) benzimidazole fungicides; (15) cyazofamid; (16) fluazinam; (17) iprovalicarb; (18) propamocarb; (19) validomycin; (20) dichlorophenyl dicarboximide fungicides; (21) zoxamide; (22) fluopicolide; (23) mandipropamid; (24) carboxylic acid amides acting on phospholipid biosynthesis and cell wall deposition; (25) dimethomorph; (26) non-DMI sterol biosynthesis inhibitors; (27) inhibitors of demethylase  
35 in sterol biosynthesis; (28) *bc*<sub>1</sub> complex fungicides; and salts of compounds of (1) through (28).

Further descriptions of classes of fungicidal compounds are provided below.

Pyrimidinone fungicides (group (4)) include compounds of Formula A1



**A1**

wherein M forms a fused phenyl, thiophene or pyridine ring; R<sup>a14</sup> is C<sub>1</sub>–C<sub>6</sub> alkyl; R<sup>a15</sup> is C<sub>1</sub>–C<sub>6</sub> alkyl or C<sub>1</sub>–C<sub>6</sub> alkoxy; R<sup>a16</sup> is halogen; and R<sup>a17</sup> is hydrogen or halogen.

5 Pyrimidinone fungicides are described in PCT Patent Application Publication WO 94/26722 and U.S. Patents 6,066,638, 6,245,770, 6,262,058 and 6,277,858. Of note are pyrimidinone fungicides selected from the group: 6-bromo-3-propyl-2-propyloxy-4(3*H*)-quinazolinone, 6,8-diiodo-3-propyl-2-propyloxy-4(3*H*)-quinazolinone, 6-iodo-3-propyl-2-propyloxy-4(3*H*)-quinazolinone (proquinazid), 6-chloro-2-propoxy-3-propyl-10 thieno[2,3-*d*]pyrimidin-4(3*H*)-one, 6-bromo-2-propoxy-3-propylthieno[2,3-*d*]pyrimidin-4(3*H*)-one, 7-bromo-2-propoxy-3-propylthieno[3,2-*d*]pyrimidin-4(3*H*)-one, 6-bromo-2-propoxy-3-propylpyrido[2,3-*d*]pyrimidin-4(3*H*)-one, 6,7-dibromo-2-propoxy-3-propyl-10 thieno[3,2-*d*]pyrimidin-4(3*H*)-one, and 3-(cyclopropylmethyl)-6-iodo-2-(propylthio)pyrido[2,3-*d*]pyrimidin-4(3*H*)-one.

15 Sterol biosynthesis inhibitors (group (27)) control fungi by inhibiting enzymes in the sterol biosynthesis pathway. Demethylase-inhibiting fungicides have a common site of action within the fungal sterol biosynthesis pathway, involving inhibition of demethylation at position 14 of lanosterol or 24-methylene dihydrolanosterol, which are precursors to sterols in fungi. Compounds acting at this site are often referred to as demethylase inhibitors, DMI 20 fungicides, or DMIs. The demethylase enzyme is sometimes referred to by other names in the biochemical literature, including cytochrome P-450 (14DM). The demethylase enzyme is described in, for example, *J. Biol. Chem.* **1992**, 267, 13175–79 and references cited therein. DMI fungicides are divided between several chemical classes: azoles (including 25 triazoles and imidazoles), pyrimidines, piperazines and pyridines. The triazoles include azaconazole, bromuconazole, cyproconazole, difenoconazole, diniconazole (including diniconazole-M), epoxiconazole, etaconazole, fenbuconazole, fluquinconazole, flusilazole, flutriafol, hexaconazole, imibenconazole, ipconazole, metconazole, myclobutanil, penconazole, propiconazole, prothioconazole, quinconazole, simeconazole, tebuconazole, tetraconazole, triadimefon, triadimenol, triticonazole and uniconazole. The imidazoles 30 include clotrimazole, econazole, imazalil, isoconazole, miconazole, oxpoconazole, prochloraz and triflumizole. The pyrimidines include fenarimol, nuarimol and triarimol. The piperazines include triforine. The pyridines include buthiobate and pyrifenox. Biochemical investigations have shown that all of the above mentioned fungicides are DMI

fungicides as described by K. H. Kuck et al. in *Modern Selective Fungicides - Properties, Applications and Mechanisms of Action*, H. Lyr (Ed.), Gustav Fischer Verlag: New York, 1995, 205–258.

*bc*<sub>1</sub> Complex Fungicides (group 28) have a fungicidal mode of action which inhibits the *bc*<sub>1</sub> complex in the mitochondrial respiration chain. The *bc*<sub>1</sub> complex is sometimes referred to by other names in the biochemical literature, including complex III of the electron transfer chain, and ubiquinone:cytochrome *c* oxidoreductase. This complex is uniquely identified by Enzyme Commission number EC1.10.2.2. The *bc*<sub>1</sub> complex is described in, for example, *J. Biol. Chem.* **1989**, 264, 14543–48; *Methods Enzymol.* **1986**, 126, 253–71; and references cited therein. Strobilurin fungicides such as azoxystrobin, dimoxystrobin, enestroburin (SYP-Z071), fluoxastrobin, kresoxim-methyl, metominostrobin, oryastrobin, picoxystrobin, pyraclostrobin and trifloxystrobin are known to have this mode of action (H. Sauter et al., *Angew. Chem. Int. Ed.* **1999**, 38, 1328–1349). Other fungicidal compounds that inhibit the *bc*<sub>1</sub> complex in the mitochondrial respiration chain include famoxadone and fenamidone.

Alkylenebis(dithiocarbamate)s (group (1)) include compounds such as mancozeb, maneb, propineb and zineb. Phenylamides (group (3)) include compounds such as metalaxyl, benalaxyl, furalaxyl and oxadixyl. Carboxamides (group (6)) include compounds such as boscalid, carboxin, fenfuram, flutolanil, fluxapyroxad, furametpyr, mepronil, oxycarboxin, thifluzamide, penthiopyrad and penflufen (*N*-[2-(1,3-dimethylbutyl)phenyl]-5-fluoro-1,3-dimethyl-1*H*-pyrazole-4-carboxamide (PCT Patent Publication WO 2003/010149)), and are known to inhibit mitochondrial function by disrupting complex II (succinate dehydrogenase) in the respiratory electron transport chain. Copper compounds (group (11)) include compounds such as copper oxychloride, copper sulfate and copper hydroxide, including compositions such as Bordeaux mixture (tribasic copper sulfate). Phthalimides (group (12)) include compounds such as folpet and captan. Benzimidazole fungicides (group (14)) include benomyl and carbendazim. Dichlorophenyl dicarboximide fungicides (group (20)) include chlozolate, dichlozoline, iprodione, isovaledione, myclozolin, procymidone and vinclozolin.

Non-DMI sterol biosynthesis inhibitors (group (26)) include morpholine and piperidine fungicides. The morpholines and piperidines are sterol biosynthesis inhibitors that have been shown to inhibit steps in the sterol biosynthesis pathway at a point later than the inhibitions achieved by the DMI sterol biosynthesis (group (27)). The morpholines include aldimorph, dodemorph, fenpropimorph, tridemorph and trimorphamide. The piperidines include fenpropidin.

Examples of component (b) fungicides include acibenzolar-*S*-methyl, aldimorph, ametocradin, amisulbrom, anilazine, azaconazole, azoxystrobin, benalaxyl, benalaxyl-M, benodanil, benomyl, benthiavalicarb, benthiavalicarb-isopropyl, bethoxazin, binapacryl,

biphenyl, bitertanol, bixafen, blasticidin-S, boscalid, bromuconazole, bupirimate, carboxin, carpropamid, captafol, captan, carbendazim, chloroneb, chlorothalonil, chlozolate, clotrimazole, copper salts such as Bordeaux mixture (tribasic copper sulfate), copper hydroxide and copper oxychloride, cyazofamid, cyflufenamid, cymoxanil, cyproconazole, 5 cyprodinil, dichlofluanid, diclocymet, dielomezine, dicloran, diethofencarb, difenoconazole, diflumetorim, dimethirimol, dimethomorph, dimoxystrobin, diniconazole, diniconazole-M, dinocap, dithianon, dodemorph, dodine, edifenphos, enestroburin, epoxiconazole, ethaboxam, ethirimol, etridiazole, famoxadone, fenamidone, fenarimol, fenbuconazole, fenfuram, fenhexamid, fenoxanil, fenciclonil, fenpropidin, fenpropimorph, fenpyrazamine, 10 fentin acetate, fentin chloride, fentin hydroxide, ferbam, ferimzone, fluazinam, fludioxonil, flumetover, flumorph, fluopicolide (also known as picobenzamid), fluopyram, fluoroimide, fluoxastrobin, fluquinconazole, flusilazole, flusulfamide, flutianil (2-[[2-fluoro-5-(trifluoromethyl)phenyl]thio]-2-[3-(2-methoxyphenyl)-2-thiazolidinylidene]acetonitrile), flutolanil, flutriafol, fluxapyroxad, folpet, fosetyl-aluminum, fuberidazole, furalaxyl, 15 furametpyr, hexaconazole, hymexazol, guazatine, imazalil, imibenconazole, iminoctadine, iodocarb, ipconazole, iprobenfos, iprodione, iprovalicarb, isoprothiolane, isopyrazam, isotianil, kasugamycin, kresoxim-methyl, mancozeb, mandipropamid, maneb, mepronil, meptyldinocap, metalaxyl, metalaxyl-M, metconazole, methasulfocarb, metiram, metominostrobin, mepanipyrim, metrafenone, myclobutanil, naftifine, neo-asozin (ferric methanearsonate), nuarimol, oethilinone, ofurace, orysastrobin, oxadixyl, oxolinic acid, 20 oxpoconazole, oxycarboxin, oxytetracycline, penconazole, pencycuron, penflufen, penthiopyrad, pefurazoate, phosphorous acid and salts, phthalide, picoxystrobin, piperalin, polyoxin, probenazole, prochloraz, procymidone, propamocarb, propamocarb-hydrochloride, propiconazole, propineb, proquinazid, prothioconazole, pyraclostrobin, pyrametostrobin, 25 pyraoxystrobin, pyrazophos, pyribencarb, pyributicarb, pyrifenoxy, pyrimethanil, pyriofenone, pyroquilon, pyrrolnitrin, quinomethionate, quinoxyfen, quintozone, sedaxane, silthiofam, simeconazole, spiroxamine, streptomycin, sulfur, tebuconazole, tebufloquin, tecloftalam, tecnazene, terbinafine, tetraconazole, thiabendazole, thifluzamide, thiophanate, thiophanate-methyl, thiram, tiadinil, tolclofos-methyl, tolylfluanid, triadimefon, triadimenol, 30 triazoxide, tricyclazole, tridemorph, triflumizole, tricyclazole, trifloxystrobin, triforine, trimorphamide, triticonazole, uniconazole, validamycin, valifenalate (valiphenal), vinclozolin, zineb, ziram, zoxamide, *N*-[4-[4-chloro-3-(trifluoromethyl)phenoxy]-2,5-dimethylphenyl]-*N*-ethyl-*N*-methylmethanimidamide, 5-chloro-6-(2,4,6-trifluorophenyl)-7-(4-methylpiperidin-1-yl)[1,2,4]triazolo[1,5-*a*]pyrimidine (BAS600), penflufen (*N*-[2-(1,3-dimethylbutyl)phenyl]-5-fluoro-1,3-dimethyl-1*H*-pyrazole-4-carboxamide), *N*-[2-[4-[[3-(4-chlorophenyl)-2-propyn-1-yl]oxy]-3-methoxyphenyl]ethyl]-3-methyl-2- 35 [(methylsulfonyl)amino]butanamide, *N*-[2-[4-[[3-(4-chlorophenyl)-2-propyn-1-yl]oxy]-3-methoxyphenyl]ethyl]-3-methyl-2-[(ethylsulfonyl)amino]butanamide, 2-butoxy-6-iodo-3-

propyl-4*H*-1-benzopyran-4-one, 3-[5-(4-chlorophenyl)-2,3-dimethyl-3-isoxazolidinyl]-pyridine, 4-fluorophenyl *N*-[1-[[[1-(4-cyanophenyl)ethyl]sulfonyl]methyl]propyl]carbamate, *N*-[[[(cyclopropylmethoxy)amino][6-(difluoromethoxy)-2,3-difluorophenyl]methylene]benzeneacetamide,  $\alpha$ -(methoxyimino)-*N*-methyl-2-[[[1-[3-(trifluoromethyl)phenyl]ethoxy]imino]methyl]benzeneacetamide, *N*'-[4-[4-chloro-3-(trifluoromethyl)phenoxy]-2,5-dimethylphenyl]-*N*-ethyl-*N*-methylmethanimidamide, *N*-(4-chloro-2-nitrophenyl)-*N*-ethyl-4-methylbenzenesulfonamide, 2-[[[3-(2,6-dichlorophenyl)-1-methyl-2-propen-1-ylidene]amino]oxy]methyl]- $\alpha$ -(methoxyimino)-*N*-methylbenzeneacetamide, 1-[(2-propenylthio)carbonyl]-2-(1-methylethyl)-4-(2-methylphenyl)-5-amino-1*H*-pyrazol-3-one, ethyl-6-octyl-[1,2,4]triazolo[1,5-*a*]pyrimidin-7-ylamine, pentyl *N*-[4-[[[(1-methyl-1*H*-tetrazol-5-yl)phenylmethylene]amino]oxy]methyl]-2-thiazolyl]carbamate and pentyl *N*-[6-[[[(1-methyl-1*H*-tetrazol-5-yl)phenylmethylene]amino]oxy]methyl]-2-pyridinyl]carbamate

Of note are combinations of compounds of Formula 1 (or an *N*-oxide or salt thereof) (i.e. Component (a) in compositions) with azoxystrobin, kresoxim-methyl, trifloxystrobin, pyraclostrobin, picoxystrobin, pyrametostrobin, pyraoxystrobin, dimoxystrobin, metominostrobin/fenominostrobin, carbendazim, chlorothalonil, quinoxyfen, metrafenone, cyflufenamid, fenpropidine, fenpropimorph, bromuconazole, cyproconazole, difenoconazole, epoxiconazole, fenbuconazole, flusilazole, fluxapyroxad, hexaconazole, ipconazole, metconazole, penconazole, propiconazole, proquinazid, prothioconazole, pyriofenone, tebuconazole, triticonazole, famoxadone, prochloraz, penthiopyrad and boscalid (nicobifen) (i.e. as Component (b) in compositions).

Preferred for better control of plant diseases caused by fungal plant pathogens (e.g., lower use rate or broader spectrum of plant pathogens controlled) or resistance management are mixtures of a compound of this invention with a fungicide selected from the group: azoxystrobin, kresoxim-methyl, trifloxystrobin, pyraclostrobin, picoxystrobin, pyrametostrobin, pyraoxystrobin, dimoxystrobin, metominostrobin/fenominostrobin, quinoxyfen, metrafenone, cyflufenamid, fenpropidine, fenpropimorph, cyproconazole, epoxiconazole, flusilazole, metconazole, propiconazole, proquinazid, prothioconazole, pyriofenone, tebuconazole, triticonazole, famoxadone and penthiopyrad.

Tables A1 through A54 list specific combinations of a Component (b) compound with Component (a) (compound numbers refer to compounds in Index Table A) illustrative of the mixtures, compositions and methods of the present invention. In Table A1, each line below the column headings "Component (a)" and "Component (b)" specifically discloses a combination (i.e. mixture) of Component (a), which is Compound 22, with a Component (b) fungicide. The entries under the heading "Illustrative Ratios" disclose three specific weight ratios of Component (b) to Component (a) for the disclosed mixture. For example, the first line of Table A1 discloses a mixture of Compound 22 with acibenzolar-*S*-methyl and lists weight ratios of acibenzolar-*S*-methyl to Compound 22 of 1:1, 1:4 or 1:17.

Table A1

Component (a)	Component (b)	Illustrative Ratios(*)		
Compound 22	acibenzolar- <i>S</i> -methyl	1:1	1:4	1:18
Compound 22	aldimorph	7:1	3:1	1:1
Compound 22	ametoctradin	3:1	1:1	1:3
Compound 22	amisulbrom	1:1	1:2	1:6
Compound 22	anilazine	22:1	8:1	4:1
Compound 22	azaconazole	2:1	1:2	1:4
Compound 22	azoxystrobin	3:1	1:1	1:3
Compound 22	benalaxyl	1:1	1:2	1:6
Compound 22	benalaxyl-M	1:1	1:3	1:8
Compound 22	benodanil	4:1	2:1	1:2
Compound 22	benomyl	11:1	4:1	1:1
Compound 22	benthiavalicarb	1:1	1:4	1:12
Compound 22	benthiavalicarb-isopropyl	1:1	1:4	1:12
Compound 22	bethoxazin	15:1	5:1	2:1
Compound 22	binapacryl	15:1	5:1	2:1
Compound 22	biphenyl	15:1	5:1	2:1
Compound 22	bitertanol	3:1	1:1	1:2
Compound 22	bixafen	2:1	1:1	1:3
Compound 22	blastidicin-S	1:4	1:12	1:30
Compound 22	Bordeaux mixture (tribasic copper sulfate)	45:1	15:1	5:1
Compound 22	boscalid	4:1	2:1	1:2
Compound 22	bromuconazole	3:1	1:1	1:3
Compound 22	bupirimate	1:3	1:10	1:30
Compound 22	captafol	15:1	5:1	2:1
Compound 22	captan	15:1	5:1	2:1
Compound 22	carbendazim	11:1	4:1	2:1
Compound 22	carboxin	4:1	2:1	1:2
Compound 22	carpropamid	3:1	1:1	1:3
Compound 22	chloroneb	100:1	35:1	14:1
Compound 22	chlorothalonil	15:1	5:1	2:1
Compound 22	chlozolinat	11:1	4:1	2:1
Compound 22	clotrimazole	3:1	1:1	1:3
Compound 22	copper hydroxide	45:1	15:1	5:1
Compound 22	copper oxychloride	45:1	15:1	5:1
Compound 22	cyazofamid	1:1	1:2	1:6
Compound 22	cyflufenamid	1:2	1:6	1:24



Component (a)	Component (b)	Illustrative Ratios(*)		
Compound 22	cymoxanil	1:1	1:2	1:5
Compound 22	cyproconazole	1:1	1:2	1:6
Compound 22	cyprodinil	4:1	2:1	1:2
Compound 22	dichlofluanid	15:1	5:1	2:1
Compound 22	diclocymet	15:1	5:1	2:1
Compound 22	diclomezine	3:1	1:1	1:3
Compound 22	dicloran	15:1	5:1	2:1
Compound 22	diethofencarb	7:1	2:1	1:2
Compound 22	difenoconazole	1:1	1:3	1:12
Compound 22	diflumetorim	15:1	5:1	2:1
Compound 22	dimethirimol	1:3	1:8	1:30
Compound 22	dimethomorph	3:1	1:1	1:2
Compound 22	dimoxystrobin	2:1	1:1	1:4
Compound 22	diniconazole	1:1	1:3	1:8
Compound 22	diniconazole-M	1:1	1:3	1:12
Compound 22	dinocap	2:1	1:1	1:3
Compound 22	dithianon	5:1	2:1	1:2
Compound 22	dodemorph	7:1	3:1	1:1
Compound 22	dodine	10:1	4:1	2:1
Compound 22	edifenphos	3:1	1:1	1:3
Compound 22	enestroburin	2:1	1:1	1:4
Compound 22	epoxiconazole	1:1	1:3	1:7
Compound 22	ethaboxam	2:1	1:1	1:3
Compound 22	ethirimol	7:1	3:1	1:1
Compound 22	etridiazole	7:1	2:1	1:2
Compound 22	famoxadone	2:1	1:1	1:4
Compound 22	fenamidone	2:1	1:1	1:4
Compound 22	fenarimol	1:2	1:7	1:24
Compound 22	fenbuconazole	1:1	1:3	1:10
Compound 22	fenfuram	4:1	1:1	1:2
Compound 22	fenhexamid	10:1	4:1	2:1
Compound 22	fenoxanil	15:1	4:1	1:1
Compound 22	fenpiclonil	15:1	5:1	2:1
Compound 22	fenpropidin	7:1	2:1	1:1
Compound 22	fenpropimorph	7:1	2:1	1:1
Compound 22	fenpyrazamine	3:1	1:1	1:3
Compound 22	fentin salt such as fentin acetate, fentin chloride or fentin	3:1	1:1	1:3

Component (a)	Component (b)	Illustrative Ratios(*)		
	hydroxide			
Compound 22	ferbam	30:1	10:1	4:1
Compound 22	ferimzone	7:1	2:1	1:2
Compound 22	fluazinam	3:1	1:1	1:2
Compound 22	fludioxonil	2:1	1:1	1:4
Compound 22	flumetover	3:1	1:1	1:2
Compound 22	flumorph	3:1	1:1	1:3
Compound 22	fluopicolide	1:1	1:2	1:6
Compound 22	fluopyram	3:1	1:1	1:3
Compound 22	fluoroimide	37:1	14:1	5:1
Compound 22	fluoxastrobin	1:1	1:2	1:6
Compound 22	fluquinconazole	1:1	1:2	1:4
Compound 22	flusilazole	3:1	1:1	1:3
Compound 22	flusulfamide	15:1	5:1	2:1
Compound 22	flutianil	1:1	1:2	1:6
Compound 22	flutolanil	4:1	1:1	1:2
Compound 22	flutriafol	1:1	1:2	1:4
Compound 22	fluxapyroxad	2:1	1:1	1:3
Compound 22	folpet	15:1	5:1	2:1
Compound 22	fosetyl-aluminum	30:1	12:1	5:1
Compound 22	fuberidazole	11:1	4:1	2:1
Compound 22	furalaxyl	1:1	1:2	1:6
Compound 22	furametpyr	15:1	5:1	2:1
Compound 22	guazatine	15:1	5:1	2:1
Compound 22	hexaconazole	1:1	1:2	1:5
Compound 22	hymexazol	75:1	25:1	9:1
Compound 22	imazalil	1:1	1:2	1:5
Compound 22	imibenconazole	1:1	1:2	1:5
Compound 22	iminocadine	15:1	4:1	1:1
Compound 22	iodocarb	15:1	5:1	2:1
Compound 22	ipconazole	1:1	1:2	1:5
Compound 22	iprobenfos	15:1	5:1	2:1
Compound 22	iprodone	15:1	5:1	2:1
Compound 22	iprovalicarb	2:1	1:1	1:3
Compound 22	isoprothiolane	45:1	15:1	5:1
Compound 22	isopyrazam	2:1	1:1	1:3
Compound 22	isotianil	2:1	1:1	1:3

Component (a)	Component (b)	Illustrative Ratios(*)		
Compound 22	kasugamycin	1:2	1:7	1:24
Compound 22	kresoxim-methyl	2:1	1:1	1:4
Compound 22	mancozeb	22:1	7:1	3:1
Compound 22	mandipropamid	2:1	1:1	1:4
Compound 22	maneb	22:1	7:1	3:1
Compound 22	mepanipyrim	6:1	2:1	1:1
Compound 22	mepronil	1:1	1:2	1:6
Compound 22	meptyldinocap	2:1	1:1	1:3
Compound 22	metalaxyl	1:1	1:2	1:6
Compound 22	metalaxyl-M	1:1	1:4	1:12
Compound 22	metconazole	1:1	1:2	1:6
Compound 22	methasulfocarb	15:1	5:1	2:1
Compound 22	metiram	15:1	5:1	2:1
Compound 22	metominostrobin	3:1	1:1	1:3
Compound 22	metrafenone	2:1	1:1	1:4
Compound 22	myclobutanil	1:1	1:3	1:8
Compound 22	naftifine	15:1	5:1	2:1
Compound 22	neo-asozin (ferric methanearsonate)	15:1	5:1	2:1
Compound 22	nuarimol	3:1	1:1	1:3
Compound 22	octhilinone	15:1	4:1	1:1
Compound 22	ofurace	1:1	1:2	1:6
Compound 22	orysastrobin	3:1	1:1	1:3
Compound 22	oxadixyl	1:1	1:2	1:6
Compound 22	oxolinic acid	7:1	2:1	1:2
Compound 22	oxpoconazole	1:1	1:2	1:5
Compound 22	oxycarboxin	4:1	1:1	1:2
Compound 22	oxytetracycline	3:1	1:1	1:3
Compound 22	pefurazoate	15:1	5:1	2:1
Compound 22	penconazole	1:2	1:6	1:15
Compound 22	pencycuron	11:1	4:1	2:1
Compound 22	penthiopyrad	2:1	1:1	1:3
Compound 22	phosphorous acid or a salt thereof	15:1	6:1	2:1
Compound 22	phthalide	15:1	6:1	2:1
Compound 22	picoxystrobin	1:1	1:2	1:5
Compound 22	piperalin	3:1	1:1	1:3
Compound 22	polyoxin	3:1	1:1	1:3
Compound 22	probenazole	3:1	1:1	1:3

Component (a)	Component (b)	Illustrative Ratios(*)		
Compound 22	prochloraz	7:1	2:1	1:2
Compound 22	procymidone	11:1	4:1	2:1
Compound 22	propamocarb or propamocarb-hydrochloride	10:1	4:1	2:1
Compound 22	propiconazole	1:1	1:2	1:5
Compound 22	propineb	11:1	4:1	2:1
Compound 22	proquinazid	1:1	1:3	1:12
Compound 22	prothiocarb	3:1	1:1	1:3
Compound 22	prothioconazole	1:1	1:2	1:5
Compound 22	pyraclostrobin	2:1	1:1	1:4
Compound 22	pyrametostrobin	2:1	1:1	1:4
Compound 22	pyraoxystrobin	2:1	1:1	1:4
Compound 22	pyrazophos	15:1	4:1	1:1
Compound 22	pyribencarb	4:1	1:1	1:2
Compound 22	pyributicarb	15:1	4:1	1:1
Compound 22	pyrifenox	3:1	1:1	1:3
Compound 22	pyrimethanil	3:1	1:1	1:2
Compound 22	pyriofenone	2:1	1:1	1:4
Compound 22	pyroquilon	3:1	1:1	1:3
Compound 22	pyrrolnitrin	15:1	5:1	2:1
Compound 22	quinomethionate	15:1	5:1	2:1
Compound 22	quinoxifen	1:1	1:2	1:6
Compound 22	quintozene	15:1	5:1	2:1
Compound 22	silthiofam	2:1	1:1	1:4
Compound 22	simeconazole	1:1	1:2	1:5
Compound 22	spiroxamine	5:1	2:1	1:2
Compound 22	streptomycin	3:1	1:1	1:3
Compound 22	sulfur	75:1	25:1	9:1
Compound 22	tebuconazole	1:1	1:2	1:5
Compound 22	tebufloquin	3:1	1:1	1:3
Compound 22	tecloftalam	15:1	5:1	2:1
Compound 22	tecnazene	15:1	5:1	2:1
Compound 22	terbinafine	15:1	5:1	2:1
Compound 22	tetraconazole	1:1	1:2	1:5
Compound 22	thiabendazole	11:1	4:1	2:1
Compound 22	thifluzamide	3:1	1:1	1:3
Compound 22	thiophanate	11:1	4:1	2:1
Compound 22	thiophanate-methyl	11:1	4:1	2:1

Component (a)	Component (b)	Illustrative Ratios(*)		
Compound 22	thiram	37:1	14:1	5:1
Compound 22	tiadinil	2:1	1:1	1:3
Compound 22	tolclofos-methyl	37:1	14:1	5:1
Compound 22	tolyfluanid	15:1	5:1	2:1
Compound 22	triadimefon	1:1	1:2	1:5
Compound 22	triadimenol	1:1	1:2	1:5
Compound 22	triazoxide	15:1	5:1	2:1
Compound 22	tricyclazole	3:1	1:1	1:3
Compound 22	tridemorph	7:1	2:1	1:1
Compound 22	trifloxystrobin	2:1	1:1	1:4
Compound 22	triflumizole	3:1	1:1	1:3
Compound 22	triforine	3:1	1:1	1:3
Compound 22	trimorphamide	7:1	2:1	1:2
Compound 22	triticonazole	1:1	1:2	1:5
Compound 22	uniconazole	1:1	1:2	1:5
Compound 22	validamycin	3:1	1:1	1:3
Compound 22	valifenalate (valiphenal)	2:1	1:1	1:4
Compound 22	vinclozolin	15:1	6:1	2:1
Compound 22	zineb	37:1	14:1	5:1
Compound 22	ziram	37:1	14:1	5:1
Compound 22	zoxamide	2:1	1:1	1:4
Compound 22	5-chloro-6-(2,4,6-trifluorophenyl)-7-(4-methylpiperidin-1-yl)[1,2,4]triazolo[1,5-a]pyrimidine	1:1	1:2	1:6
Compound 22	Penflufen ( <i>N</i> -[2-(1,3-dimethylbutyl)phenyl]-5-fluoro-1,3-dimethyl-1 <i>H</i> -pyrazole-4-carboxamide)	2:1	1:1	1:3
Compound 22	<i>N</i> -[2-[4-[[3-(4-chlorophenyl)-2-propyn-1-yl]oxy]-3-methoxyphenyl]ethyl]-3-methyl-2-[(methylsulfonyl)amino]butanamide	2:1	1:1	1:4
Compound 22	<i>N</i> -[2-[4-[[3-(4-chlorophenyl)-2-propyn-1-yl]oxy]-3-methoxyphenyl]ethyl]-3-methyl-2-[(ethylsulfonyl)amino]butanamide	2:1	1:1	1:4
Compound 22	2-butoxy-6-iodo-3-propyl-4 <i>H</i> -1-benzopyran-4-one	1:1	1:3	1:12
Compound 22	3-[5-(4-chlorophenyl)-2,3-dimethyl-3-isoxazolidinyl]pyridine	3:1	1:1	1:3
Compound 22	4-fluorophenyl <i>N</i> -[1-[[[1-(4-cyanophenyl)ethyl]sulfonyl]methyl]propyl]carbamate	2:1	1:1	1:4
Compound 22	<i>N</i> -[[cyclopropylmethoxyamino][6-(difluoromethoxy)-2,3-difluorophenyl]methylene]benzeneacetamide	1:2	1:7	1:24

Component (a)	Component (b)	Illustrative Ratios(*)		
Compound 22	$\alpha$ -[methoxyimino]- <i>N</i> -methyl-2-[[[1-[3-(trifluoromethyl)phenyl]ethoxy]imino]methyl]-benzeneacetamide	3:1	1:1	1:3
Compound 22	<i>N</i> -[4-[4-chloro-3-(trifluoromethyl)phenoxy]-2,5-dimethylphenyl]- <i>N</i> -ethyl- <i>N</i> -methylmethanimidamide	3:1	1:1	1:3
Compound 22	<i>N</i> -(4-chloro-2-nitrophenyl)- <i>N</i> -ethyl-4-methylbenzenesulfonamide	3:1	1:1	1:3
Compound 22	2-[[[3-(2,6-dichlorophenyl)-1-methyl-2-propen-1-ylidene]amino]oxy]methyl]- $\alpha$ -(methoxyimino)- <i>N</i> -methylbenzeneacetamide	3:1	1:1	1:3
Compound 22	pentyl <i>N</i> -[4-[[[(1-methyl-1 <i>H</i> -tetrazol-5-yl)phenylmethylene]amino]oxy]methyl]-2-thiazolyl]carbamate	3:1	1:1	1:3
Compound 22	pentyl <i>N</i> -[6-[[[(1-methyl-1 <i>H</i> -tetrazol-5-yl)phenylmethylene]amino]oxy]methyl]-2-pyridinyl]carbamate	3:1	1:1	1:3

(\*) Ratios of Component (b) relative to Component (a) by weight.

Tables A2 through A54 are each constructed the same as Table A1 above except that entries below the "Component (a)" column heading are replaced with the respective Component (a) Column Entry shown below. Thus, for example, in Table A2 the entries below the "Component (a)" column heading all recite "Compound 18", and the first line below the column headings in Table A2 specifically discloses a mixture of Compound 18 with acibenzolar-*S*-methyl. Tables A3 through A54 are constructed similarly.

Table Number	Component (a) Column Entries	Table Number	Component (a) Column Entries
A2	Compound 18	A29	Compound 351
A3	Compound 23	A30	Compound 352
A4	Compound 24	A31	Compound 357
A5	Compound 36	A32	Compound 358
A6	Compound 41	A33	Compound 360
A7	Compound 45	A34	Compound 361
A8	Compound 87	A35	Compound 364
A9	Compound 91	A36	Compound 365
A10	Compound 118	A37	Compound 367
A11	Compound 139	A38	Compound 368
A12	Compound 148	A39	Compound 369
A13	Compound 172	A40	Compound 372
A14	Compound 175	A41	Compound 373
A15	Compound 193	A42	Compound 374

Table Number	Component (a) Column Entries	Table Number	Component (a) Column Entries
A16	Compound 232	A43	Compound 375
A17	Compound 265	A44	Compound 376
A18	Compound 266	A45	Compound 377
A19	Compound 284	A46	Compound 378
A20	Compound 286	A47	Compound 379
A21	Compound 287	A48	Compound 380
A22	Compound 292	A49	Compound 381
A23	Compound 297	A50	Compound 382
A24	Compound 332	A51	Compound 383
A25	Compound 336	A52	Compound 384
A26	Compound 343	A53	Compound 385
A27	Compound 346	A54	Compound 386
A28	Compound 349		

Table B1 lists specific combinations of a Component (b) compound with Component (a) illustrative of the mixtures, compositions and methods of the present invention. The first column of Table B1 lists the specific Component (b) compound (e.g., “acibenzolar-*S*-methyl” in the first line). The second, third and fourth columns of Table B1 lists ranges of weight ratios for rates at which the Component (b) compound is typically applied to a field-grown crop relative to Component (a) (e.g., “2:1 to 1:180” of acibenzolar-*S*-methyl relative to Component (a) by weight). Thus, for example, the first line of Table B1 specifically discloses the combination of acibenzolar-*S*-methyl with Component (a) is typically applied in a weight ratio between 2:1 to 1:180. The remaining lines of Table B1 are to be construed similarly. Table B1 thus supplements the specific ratios disclosed in Tables A1 through A54 with ranges of ratios for these combinations.

Table B1

Component (b)	Typical Weight Ratio	More Typical Weight Ratio	Most Typical Weight Ratio
acibenzolar- <i>S</i> -methyl	2:1 to 1:180	1:1 to 1:60	1:1 to 1:18
aldimorph	30:1 to 1:3	10:1 to 1:1	7:1 to 1:1
ametoctradin	9:1 to 1:18	3:1 to 1:6	3:1 to 1:3
amisulbrom	6:1 to 1:18	2:1 to 1:6	1:1 to 1:6
anilazine	90:1 to 2:1	30:1 to 4:1	22:1 to 4:1
azaconazole	7:1 to 1:18	2:1 to 1:6	2:1 to 1:4
azoxystrobin	9:1 to 1:12	3:1 to 1:4	3:1 to 1:3
benalaxyl	4:1 to 1:18	1:1 to 1:6	1:1 to 1:6
benalaxyl-M	4:1 to 1:36	1:1 to 1:12	1:1 to 1:8

Component (b)	Typical Weight Ratio	More Typical Weight Ratio	Most Typical Weight Ratio
benodanil	18:1 to 1:6	6:1 to 1:2	4:1 to 1:2
benomyl	45:1 to 1:4	15:1 to 1:1	11:1 to 1:1
benthiavalicarb or benthiavalicarb-isopropyl	2:1 to 1:36	1:1 to 1:12	1:1 to 1:12
bethoxazin	150:1 to 1:36	50:1 to 1:12	15:1 to 2:1
binapacryl	150:1 to 1:36	50:1 to 1:12	15:1 to 2:1
biphenyl	150:1 to 1:36	50:1 to 1:12	15:1 to 2:1
bitertanol	15:1 to 1:5	5:1 to 1:2	3:1 to 1:2
bixafen	12:1 to 1:9	4:1 to 1:3	2:1 to 1:3
blastidicin-S	3:1 to 1:90	1:1 to 1:30	1:4 to 1:30
boscalid	18:1 to 1:6	6:1 to 1:2	4:1 to 1:2
bromuconazole	15:1 to 1:9	5:1 to 1:3	3:1 to 1:3
bupirimate	3:1 to 1:90	1:1 to 1:30	1:3 to 1:30
captafol	90:1 to 1:4	30:1 to 1:2	15:1 to 2:1
captan	90:1 to 1:4	30:1 to 1:2	15:1 to 2:1
carbendazim	45:1 to 1:4	15:1 to 1:2	11:1 to 2:1
carboxin	18:1 to 1:6	6:1 to 1:2	4:1 to 1:2
carpropamid	15:1 to 1:9	5:1 to 1:3	3:1 to 1:3
chloroneb	300:1 to 2:1	100:1 to 4:1	100:1 to 14:1
chlorothalonil	90:1 to 1:4	30:1 to 1:2	15:1 to 2:1
chlozolinate	45:1 to 1:2	15:1 to 2:1	11:1 to 2:1
clotrimazole	15:1 to 1:9	5:1 to 1:3	3:1 to 1:3
copper salts such as Bordeaux mixture (tribasic copper sulfate), copper oxychloride, copper sulfate and copper hydroxide	450:1 to 1:1	150:1 to 4:1	45:1 to 5:1
cyazofamid	4:1 to 1:18	1:1 to 1:6	1:1 to 1:6
cyflufenamid	1:1 to 1:90	1:2 to 1:30	1:2 to 1:24
cymoxanil	6:1 to 1:18	2:1 to 1:6	1:1 to 1:5
cyproconazole	4:1 to 1:18	1:1 to 1:6	1:1 to 1:6
cyprodinil	22:1 to 1:9	7:1 to 1:3	4:1 to 1:2
dichlofluanid	150:1 to 1:36	50:1 to 1:12	15:1 to 2:1
diclocymet	150:1 to 1:36	50:1 to 1:12	15:1 to 2:1
diclomezine	15:1 to 1:9	5:1 to 1:3	3:1 to 1:3
dicloran	150:1 to 1:36	50:1 to 1:12	15:1 to 2:1



Component (b)	Typical Weight Ratio	More Typical Weight Ratio	Most Typical Weight Ratio
diethofencarb	22:1 to 1:9	7:1 to 1:3	7:1 to 1:2
difenoconazole	4:1 to 1:36	1:1 to 1:12	1:1 to 1:12
diflumetorim	150:1 to 1:36	50:1 to 1:12	15:1 to 2:1
dimethirimol	3:1 to 1:90	1:1 to 1:30	1:3 to 1:30
dimethomorph	9:1 to 1:6	3:1 to 1:2	3:1 to 1:2
dimoxystrobin	9:1 to 1:18	3:1 to 1:6	2:1 to 1:4
diniconazole	3:1 to 1:36	1:1 to 1:12	1:1 to 1:8
diniconazole M	3:1 to 1:90	1:1 to 1:30	1:1 to 1:12
dinocap	7:1 to 1:9	2:1 to 1:3	2:1 to 1:3
dithianon	15:1 to 1:4	5:1 to 1:2	5:1 to 1:2
dodemorph	30:1 to 1:3	10:1 to 1:1	7:1 to 1:1
dodine	30:1 to 1:2	10:1 to 2:1	10:1 to 2:1
edifenphos	30:1 to 1:9	10:1 to 1:3	3:1 to 1:3
enestroburin	9:1 to 1:18	3:1 to 1:6	2:1 to 1:4
epoxiconazole	3:1 to 1:36	1:1 to 1:12	1:1 to 1:7
ethaboxam	7:1 to 1:9	2:1 to 1:3	2:1 to 1:3
ethirimol	30:1 to 1:3	10:1 to 1:1	7:1 to 1:1
etridiazole	30:1 to 1:9	10:1 to 1:3	7:1 to 1:2
famoxadone	9:1 to 1:18	3:1 to 1:6	2:1 to 1:4
fenamidone	6:1 to 1:18	2:1 to 1:6	2:1 to 1:4
fenarimol	3:1 to 1:90	1:1 to 1:30	1:2 to 1:24
fenbuconazole	3:1 to 1:30	1:1 to 1:10	1:1 to 1:10
fenfuram	18:1 to 1:6	6:1 to 1:2	4:1 to 1:2
fenhexamid	30:1 to 1:2	10:1 to 2:1	10:1 to 2:1
fenoxanil	150:1 to 1:36	50:1 to 1:12	15:1 to 1:1
fenpiclonil	75:1 to 1:9	25:1 to 1:3	15:1 to 2:1
fenpropidin	30:1 to 1:3	10:1 to 1:1	7:1 to 1:1
fenpropimorph	30:1 to 1:3	10:1 to 1:1	7:1 to 1:1
fenpyrazamine	100:1 to 1:100	10:1 to 1:10	3:1 to 1:3
fentin salt such as the acetate, chloride or hydroxide	15:1 to 1:9	5:1 to 1:3	3:1 to 1:3
ferbam	300:1 to 1:2	100:1 to 2:1	30:1 to 4:1
ferimzone	30:1 to 1:5	10:1 to 1:2	7:1 to 1:2
fluazinam	22:1 to 1:5	7:1 to 1:2	3:1 to 1:2
fludioxonil	7:1 to 1:12	2:1 to 1:4	2:1 to 1:4

Component (b)	Typical Weight Ratio	More Typical Weight Ratio	Most Typical Weight Ratio
flumetover	9:1 to 1:6	3:1 to 1:2	3:1 to 1:2
flumorph	9:1 to 1:18	3:1 to 1:6	3:1 to 1:3
fluopicolide	3:1 to 1:18	1:1 to 1:6	1:1 to 1:6
fluopyram	15:1 to 1:90	5:1 to 1:30	3:1 to 1:3
fluoromide	150:1 to 2:1	50:1 to 4:1	37:1 to 5:1
fluoxastrobin	4:1 to 1:18	1:1 to 1:6	1:1 to 1:6
fluquinconazole	4:1 to 1:12	1:1 to 1:4	1:1 to 1:4
flusilazole	15:1 to 1:9	5:1 to 1:3	3:1 to 1:3
flusulfamide	90:1 to 1:2	30:1 to 2:1	15:1 to 2:1
flutianil	7:1 to 1:36	2:1 to 1:12	1:1 to 1:6
flutolanil	18:1 to 1:6	6:1 to 1:2	4:1 to 1:2
flutriafol	4:1 to 1:12	1:1 to 1:4	1:1 to 1:4
fluxapyroxad	12:1 to 1:9	4:1 to 1:3	2:1 to 1:3
folpet	90:1 to 1:4	30:1 to 1:2	15:1 to 2:1
fosetyl-aluminum	225:1 to 2:1	75:1 to 5:1	30:1 to 5:1
fuberidazole	45:1 to 1:4	15:1 to 1:2	11:1 to 2:1
furalaxyl	15:1 to 1:45	5:1 to 1:15	1:1 to 1:6
furametpyr	150:1 to 1:36	50:1 to 1:12	15:1 to 2:1
guazatine or iminoctadine	150:1 to 1:36	50:1 to 1:12	15:1 to 2:1
hexaconazole	15:1 to 1:36	5:1 to 1:12	1:1 to 1:5
hymexazol	225:1 to 2:1	75:1 to 4:1	75:1 to 9:1
imazalil	7:1 to 1:18	2:1 to 1:6	1:1 to 1:5
imibenconazole	15:1 to 1:36	5:1 to 1:12	1:1 to 1:5
iodocarb	150:1 to 1:36	50:1 to 1:12	15:1 to 2:1
ipconazole	15:1 to 1:36	5:1 to 1:12	1:1 to 1:5
iprobenfos	150:1 to 1:36	50:1 to 1:12	15:1 to 2:1
iprodione	120:1 to 1:2	40:1 to 2:1	15:1 to 2:1
iprovalicarb	9:1 to 1:9	3:1 to 1:3	2:1 to 1:3
isoprothiolane	150:1 to 2:1	50:1 to 4:1	45:1 to 5:1
isopyrazam	12:1 to 1:9	4:1 to 1:3	2:1 to 1:3
isotianil	12:1 to 1:9	4:1 to 1:3	2:1 to 1:3
kasugamycin	7:1 to 1:90	2:1 to 1:30	1:2 to 1:24
kresoxim-methyl	7:1 to 1:18	2:1 to 1:6	2:1 to 1:4
mancozeb	180:1 to 1:3	60:1 to 2:1	22:1 to 3:1
mandipropamid	6:1 to 1:18	2:1 to 1:6	2:1 to 1:4

Component (b)	Typical Weight Ratio	More Typical Weight Ratio	Most Typical Weight Ratio
maneb	180:1 to 1:3	60:1 to 2:1	22:1 to 3:1
mepanipyrim	18:1 to 1:3	6:1 to 1:1	6:1 to 1:1
mepronil	7:1 to 1:36	2:1 to 1:12	1:1 to 1:6
meptyldinocap	7:1 to 1:9	2:1 to 1:3	2:1 to 1:3
metalaxyl	15:1 to 1:45	5:1 to 1:15	1:1 to 1:6
metalaxyl-M	7:1 to 1:90	2:1 to 1:30	1:1 to 1:12
metconazole	3:1 to 1:18	1:1 to 1:6	1:1 to 1:6
methasulfocarb	150:1 to 1:36	50:1 to 1:12	15:1 to 1:1
metiram	150:1 to 1:36	50:1 to 1:12	15:1 to 1:1
metominostrobin	9:1 to 1:12	3:1 to 1:4	3:1 to 1:3
metrafenone	6:1 to 1:12	2:1 to 1:4	2:1 to 1:4
myclobutanil	5:1 to 1:26	1:1 to 1:9	1:1 to 1:8
naftifine	150:1 to 1:36	50:1 to 1:12	15:1 to 2:1
neo-asozin (ferric methanearsonate)	150:1 to 1:36	50:1 to 1:12	15:1 to 2:1
nuarimol	15:1 to 1:9	5:1 to 1:3	3:1 to 1:3
octhilinone	150:1 to 1:36	50:1 to 1:12	15:1 to 1:1
ofurace	15:1 to 1:45	5:1 to 1:15	1:1 to 1:6
orysastrobin	9:1 to 1:12	3:1 to 1:4	3:1 to 1:3
oxadixyl	15:1 to 1:45	5:1 to 1:15	1:1 to 1:6
oxolinic acid	30:1 to 1:9	10:1 to 1:3	7:1 to 1:2
oxpoconazole	15:1 to 1:36	5:1 to 1:12	1:1 to 1:5
oxycarboxin	18:1 to 1:6	6:1 to 1:2	4:1 to 1:2
oxytetracycline	15:1 to 1:9	5:1 to 1:3	3:1 to 1:3
pefurazoate	150:1 to 1:36	50:1 to 1:12	15:1 to 2:1
penconazole	1:1 to 1:45	1:2 to 1:15	1:2 to 1:15
pencycuron	150:1 to 1:2	50:1 to 2:1	11:1 to 2:1
penthiopyrad	12:1 to 1:9	4:1 to 1:3	2:1 to 1:3
phosphorous acid and salts thereof	150:1 to 1:36	50:1 to 1:12	15:1 to 2:1
phthalide	150:1 to 1:36	50:1 to 1:12	15:1 to 2:1
picoxystrobin	7:1 to 1:18	2:1 to 1:6	1:1 to 1:5
piperalin	15:1 to 1:9	5:1 to 1:3	3:1 to 1:3
polyoxin	15:1 to 1:9	5:1 to 1:3	3:1 to 1:3
probenazole	15:1 to 1:9	5:1 to 1:3	3:1 to 1:3
prochloraz	22:1 to 1:4	7:1 to 1:1	7:1 to 1:2
procymidone	45:1 to 1:3	15:1 to 1:1	11:1 to 2:1

Component (b)	Typical Weight Ratio	More Typical Weight Ratio	Most Typical Weight Ratio
propamocarb or propamocarb-hydrochloride	30:1 to 1:2	10:1 to 2:1	10:1 to 2:1
propiconazole	4:1 to 1:18	1:1 to 1:6	1:1 to 1:5
propineb	45:1 to 1:2	15:1 to 2:1	11:1 to 2:1
proquinazid	3:1 to 1:36	1:1 to 1:12	1:1 to 1:12
prothiocarb	9:1 to 1:18	3:1 to 1:6	3:1 to 1:3
prothioconazole	6:1 to 1:18	2:1 to 1:6	1:1 to 1:5
pyraclostrobin	9:1 to 1:18	3:1 to 1:6	2:1 to 1:4
pyrametostrobin	9:1 to 1:18	3:1 to 1:6	2:1 to 1:4
pyraoxystrobin	9:1 to 1:18	3:1 to 1:6	2:1 to 1:4
pyrazophos	150:1 to 1:36	50:1 to 1:12	15:1 to 1:1
pyribencarb	15:1 to 1:6	5:1 to 1:2	4:1 to 1:2
pyrifenoxy	15:1 to 1:9	5:1 to 1:3	3:1 to 1:3
pyrimethanil	30:1 to 1:6	10:1 to 1:2	3:1 to 1:2
pyriofenone	6:1 to 1:12	2:1 to 1:4	2:1 to 1:4
pyroquilon	15:1 to 1:9	5:1 to 1:3	3:1 to 1:3
pyrrolnitrin	150:1 to 1:36	50:1 to 1:12	15:1 to 2:1
quinmethionate	150:1 to 1:36	50:1 to 1:12	15:1 to 2:1
quinoxifen	4:1 to 1:18	1:1 to 1:6	1:1 to 1:6
quintozene	150:1 to 1:36	50:1 to 1:12	15:1 to 2:1
silthiofam	7:1 to 1:18	2:1 to 1:6	2:1 to 1:4
simeconazole	15:1 to 1:36	5:1 to 1:12	1:1 to 1:5
spiroxamine	22:1 to 1:4	7:1 to 1:2	5:1 to 1:2
streptomycin	15:1 to 1:9	5:1 to 1:3	3:1 to 1:3
sulfur	300:1 to 3:1	100:1 to 9:1	75:1 to 9:1
tebuconazole	7:1 to 1:18	2:1 to 1:6	1:1 to 1:5
tebufloquin	100:1 to 1:100	10:1 to 1:10	3:1 to 1:3
tecloftalam	150:1 to 1:36	50:1 to 1:12	15:1 to 2:1
tecnazene	150:1 to 1:36	50:1 to 1:12	15:1 to 2:1
terbinafine	150:1 to 1:36	50:1 to 1:12	15:1 to 2:1
tetraconazole	15:1 to 1:36	5:1 to 1:12	1:1 to 1:5
thiabendazole	45:1 to 1:4	15:1 to 1:2	11:1 to 2:1
thifluzamide	15:1 to 1:9	5:1 to 1:3	3:1 to 1:3
thiophanate	45:1 to 1:3	15:1 to 2:1	11:1 to 2:1
thiophanate-methyl	45:1 to 1:3	15:1 to 2:1	11:1 to 2:1

Component (b)	Typical Weight Ratio	More Typical Weight Ratio	Most Typical Weight Ratio
thiram	150:1 to 1:2	50:1 to 2:1	37:1 to 5:1
tiadinil	12:1 to 1:9	4:1 to 1:3	2:1 to 1:3
tolclofos-methyl	150:1 to 1:2	50:1 to 2:1	37:1 to 5:1
tolylfluanid	150:1 to 1:36	50:1 to 1:12	15:1 to 2:1
triadimefon	15:1 to 1:36	5:1 to 1:12	1:1 to 1:5
triadimenol	15:1 to 1:36	5:1 to 1:12	1:1 to 1:5
triazoxide	150:1 to 1:36	50:1 to 1:12	15:1 to 2:1
tricyclazole	15:1 to 1:9	5:1 to 1:3	3:1 to 1:3
tridemorph	30:1 to 1:3	10:1 to 1:1	7:1 to 1:1
trifloxystrobin	6:1 to 1:18	2:1 to 1:6	2:1 to 1:4
triflumizole	15:1 to 1:9	5:1 to 1:3	3:1 to 1:3
triforine	15:1 to 1:9	5:1 to 1:3	3:1 to 1:3
trimorphamide	45:1 to 1:9	15:1 to 1:3	7:1 to 1:2
triticonazole	15:1 to 1:36	5:1 to 1:12	1:1 to 1:5
uniconazole	15:1 to 1:36	5:1 to 1:12	1:1 to 1:5
validamycin	150:1 to 1:36	50:1 to 1:12	3:1 to 1:3
valifenalate (valiphenal)	6:1 to 1:18	2:1 to 1:6	2:1 to 1:4
vinclozolin	120:1 to 1:2	40:1 to 2:1	15:1 to 2:1
zineb	150:1 to 1:2	50:1 to 2:1	37:1 to 5:1
ziram	150:1 to 1:2	50:1 to 2:1	37:1 to 5:1
zoxamide	6:1 to 1:18	2:1 to 1:6	2:1 to 1:4
5-chloro-6-(2,4,6-trifluorophenyl)-7-(4-methylpiperidin-1-yl)[1,2,4]triazolo[1,5-a]pyrimidine	15:1 to 1:36	5:1 to 1:12	1:1 to 1:6
penflufen ( <i>N</i> -[2-(1,3-dimethylbutyl)phenyl]-5-fluoro-1,3-dimethyl-1 <i>H</i> -pyrazole-4-carboxamide)	12:1 to 1:9	4:1 to 1:3	2:1 to 1:3
<i>N</i> -[2-[4-[[3-(4-chlorophenyl)-2-propyn-1-yl]oxy]-3-methoxyphenyl]ethyl]-3-methyl-2-[(methylsulfonyl)amino]butanamide	6:1 to 1:18	2:1 to 1:6	2:1 to 1:4
<i>N</i> -[2-[4-[[3-(4-chlorophenyl)-2-propyn-1-yl]oxy]-3-methoxyphenyl]ethyl]-3-methyl-2-[(ethylsulfonyl)amino]butanamide	6:1 to 1:18	2:1 to 1:6	2:1 to 1:4
2-butoxy-6-iodo-3-propyl-4 <i>H</i> -1-benzopyran-4-one	3:1 to 1:36	1:1 to 1:12	1:1 to 1:12
3-[5-(4-chlorophenyl)-2,3-dimethyl-3-	15:1 to 1:9	5:1 to 1:3	3:1 to 1:3

Component (b)	Typical Weight Ratio	More Typical Weight Ratio	Most Typical Weight Ratio
isoxazolidinyl]pyridine			
4-fluorophenyl <i>N</i> -[1-[[[1-(4-cyanophenyl)ethyl]sulfonyl]methyl]propyl] carbamate	6:1 to 1:18	2:1 to 1:6	2:1 to 1:4
<i>N</i> -[[[(cyclopropylmethoxy)amino][6-(difluoromethoxy)-2,3-difluorophenyl]methylene]benzeneacetamide	1:1 to 1:90	1:2 to 1:30	1:2 to 1:24
$\alpha$ -[methoxyimino]- <i>N</i> -methyl-2-[[[1-[3-(trifluoromethyl)phenyl]ethoxy]imino]methyl]benzeneacetamide	9:1 to 1:18	3:1 to 1:6	3:1 to 1:3
<i>N</i> '-[4-[4-chloro-3-(trifluoromethyl)phenoxy]-2,5-dimethylphenyl]- <i>N</i> -ethyl- <i>N</i> -methylmethanimidamide	15:1 to 1:18	5:1 to 1:6	3:1 to 1:3
<i>N</i> -(4-chloro-2-nitrophenyl)- <i>N</i> -ethyl-4-methylbenzenesulfonamide	15:1 to 1:18	5:1 to 1:6	3:1 to 1:3
2-[[[3-(2,6-dichlorophenyl)-1-methyl-2-propen-1-ylidene]amino]oxy]methyl]- $\alpha$ -(methoxyimino)- <i>N</i> -methylbenzeneacetamide	9:1 to 1:18	3:1 to 1:6	3:1 to 1:3
pentyl <i>N</i> -[4-[[[(1-methyl-1 <i>H</i> -tetrazol-5-yl)phenylmethylene]amino]oxy]methyl]-2-thiazolyl]carbamate	9:1 to 1:18	3:1 to 1:6	3:1 to 1:3
pentyl <i>N</i> -[6-[[[(1-methyl-1 <i>H</i> -tetrazol-5-yl)phenylmethylene]amino]oxy]methyl]-2-pyridinyl]carbamate	9:1 to 1:18	3:1 to 1:6	3:1 to 1:3

As already noted, the present invention includes embodiments wherein in the composition comprising components (a) and (b), component (b) comprises at least one fungicide from each of two groups selected from (b1) through (b46). Tables C1 through C54 list specific mixtures (compound numbers refer to compounds in Index Table A) to illustrate

5 embodiments wherein component (b) includes at least one fungicide from each of two groups selected from (b1) through (b46). In Table C1, each line below the column headings "Component (a)" and "Component (b)" specifically discloses a mixture of Component (a), which is Compound 22, with at least two Component (b) fungicides. The entries under the heading "Illustrative Ratios" disclose three specific weight ratios of Component (a) to each

10 Component (b) fungicide in sequence for the disclosed mixture. For example, the first line

discloses a mixture of Compound 22 with cyproconazole and azoxystrobin and lists weight ratios of Compound 22 to cyproconazole to azoxystrobin of 1:1:1, 2:1:1 or 3:1:1.

Table C1

Component (a)	Component (b)	Illustrative Ratios(*)
Compound 22	cyproconazole azoxystrobin	1:1:1 2:1:1 3:1:1
Compound 22	cyproconazole kresoxim-methyl	1:1:1 2:1:1 3:1:1
Compound 22	cyproconazole picoxystrobin	1:1:1 2:1:1 3:1:1
Compound 22	cyproconazole pyraclostrobin	1:1:1 2:1:1 3:1:1
Compound 22	cyproconazole trifloxystrobin	1:1:1 2:1:1 3:1:1
Compound 22	cyproconazole bixafen	1:1:2 2:1:2 3:1:2
Compound 22	cyproconazole boscalid	1:1:2 2:1:2 3:1:2
Compound 22	cyproconazole cyflufenamid	1:2:1 2:2:1 3:2:1
Compound 22	cyproconazole fluopyram	1:1:2 2:1:2 3:1:2
Compound 22	cyproconazole isopyrazam	1:1:2 2:1:2 3:1:2
Compound 22	cyproconazole metrafenone	1:1:2 2:1:2 3:1:2
Compound 22	cyproconazole penthiopyrad	1:1:2 2:1:2 3:1:2
Compound 22	cyproconazole proquinazid	1:1:1 2:1:1 3:1:1
Compound 22	cyproconazole quinoxifen	1:1:1 2:1:1 3:1:1
Compound 22	cyproconazole sedaxane	1:1:2 2:1:2 3:1:2
Compound 22	cyproconazole picoxystrobin proquinazid	1:1:1:1 2:1:1:1 3:1:1:1
Compound 22	cyproconazole trifloxystrobin proquinazid	1:1:1:1 2:1:1:1 3:1:1:1
Compound 22	difenconazole azoxystrobin	1:1:1 2:1:1 3:1:1
Compound 22	difenconazole kresoxim-methyl	1:1:1 2:1:1 3:1:1
Compound 22	difenconazole picoxystrobin	1:1:1 2:1:1 3:1:1
Compound 22	difenconazole pyraclostrobin	1:1:1 2:1:1 3:1:1
Compound 22	difenconazole trifloxystrobin	1:1:1 2:1:1 3:1:1
Compound 22	difenconazole bixafen	1:1:2 2:1:2 3:1:2
Compound 22	difenconazole boscalid	1:1:2 2:1:2 3:1:2
Compound 22	difenconazole cyflufenamid	1:2:1 2:2:1 3:2:1
Compound 22	difenconazole fluopyram	1:1:2 2:1:2 3:1:2
Compound 22	difenconazole isopyrazam	1:1:2 2:1:2 3:1:2
Compound 22	difenconazole metrafenone	1:1:2 2:1:2 3:1:2
Compound 22	difenconazole penthiopyrad	1:1:2 2:1:2 3:1:2
Compound 22	difenconazole proquinazid	1:1:1 2:1:1 3:1:1
Compound 22	difenconazole quinoxifen	1:1:1 2:1:1 3:1:1
Compound 22	difenconazole sedaxane	1:1:2 2:1:2 3:1:2
Compound 22	difenconazole picoxystrobin proquinazid	1:1:1:1 2:1:1:1 3:1:1:1

Component (a)	Component (b)			Illustrative Ratios(*)		
Compound 22	difencconazole	trifloxystrobin	proquinazid	1:1:1:1	2:1:1:1	3:1:1:1
Compound 22	epoxiconazole	azoxystrobin		1:1:1	2:1:1	3:1:1
Compound 22	epoxiconazole	kresoxim-methyl		1:1:1	2:1:1	3:1:1
Compound 22	epoxiconazole	picoxystrobin		1:1:1	2:1:1	3:1:1
Compound 22	epoxiconazole	pyraclostrobin		1:1:1	2:1:1	3:1:1
Compound 22	epoxiconazole	trifloxystrobin		1:1:1	2:1:1	3:1:1
Compound 22	epoxiconazole	bixafen		1:1:2	2:1:2	3:1:2
Compound 22	epoxiconazole	boscalid		1:1:2	2:1:2	3:1:2
Compound 22	epoxiconazole	cyflufenamid		1:2:1	2:2:1	3:2:1
Compound 22	epoxiconazole	fluopyram		1:1:2	2:1:2	3:1:2
Compound 22	epoxiconazole	isopyrazam		1:1:2	2:1:2	3:1:2
Compound 22	epoxiconazole	metrafenone		1:1:2	2:1:2	3:1:2
Compound 22	epoxiconazole	penthiopyrad		1:1:2	2:1:2	3:1:2
Compound 22	epoxiconazole	proquinazid		1:1:1	2:1:1	3:1:1
Compound 22	epoxiconazole	quinoxifen		1:1:1	2:1:1	3:1:1
Compound 22	epoxiconazole	sedaxane		1:1:2	2:1:2	3:1:2
Compound 22	epoxiconazole	picoxystrobin	proquinazid	1:1:1:1	2:1:1:1	3:1:1:1
Compound 22	epoxiconazole	trifloxystrobin	proquinazid	1:1:1:1	2:1:1:1	3:1:1:1
Compound 22	metconazole	azoxystrobin		1:1:1	2:1:1	3:1:1
Compound 22	metconazole	kresoxim-methyl		1:1:1	2:1:1	3:1:1
Compound 22	metconazole	picoxystrobin		1:1:1	2:1:1	3:1:1
Compound 22	metconazole	pyraclostrobin		1:1:1	2:1:1	3:1:1
Compound 22	metconazole	trifloxystrobin		1:1:1	2:1:1	3:1:1
Compound 22	metconazole	bixafen		1:1:2	2:1:2	3:1:2
Compound 22	metconazole	boscalid		1:1:2	2:1:2	3:1:2
Compound 22	metconazole	cyflufenamid		1:2:1	2:2:1	3:2:1
Compound 22	metconazole	fluopyram		1:1:2	2:1:2	3:1:2
Compound 22	metconazole	isopyrazam		1:1:2	2:1:2	3:1:2
Compound 22	metconazole	metrafenone		1:1:2	2:1:2	3:1:2
Compound 22	metconazole	penthiopyrad		1:1:2	2:1:2	3:1:2
Compound 22	metconazole	proquinazid		1:1:1	2:1:1	3:1:1
Compound 22	metconazole	quinoxifen		1:1:1	2:1:1	3:1:1
Compound 22	metconazole	sedaxane		1:1:2	2:1:2	3:1:2
Compound 22	metconazole	picoxystrobin	proquinazid	1:1:1:1	2:1:1:1	3:1:1:1
Compound 22	metconazole	trifloxystrobin	proquinazid	1:1:1:1	2:1:1:1	3:1:1:1
Compound 22	myclobutanil	azoxystrobin		1:1:1	2:1:1	3:1:1



Component (a)	Component (b)	Illustrative Ratios(*)
Compound 22	myclobutanil kresoxim-methyl	1:1:1 2:1:1 3:1:1
Compound 22	myclobutanil picoxystrobin	1:1:1 2:1:1 3:1:1
Compound 22	myclobutanil pyraclostrobin	1:1:1 2:1:1 3:1:1
Compound 22	myclobutanil trifloxystrobin	1:1:1 2:1:1 3:1:1
Compound 22	myclobutanil bixafen	1:1:2 2:1:2 3:1:2
Compound 22	myclobutanil boscalid	1:1:2 2:1:2 3:1:2
Compound 22	myclobutanil cyflufenamid	1:2:1 2:2:1 3:2:1
Compound 22	myclobutanil fluopyram	1:1:2 2:1:2 3:1:2
Compound 22	myclobutanil isopyrazam	1:1:2 2:1:2 3:1:2
Compound 22	myclobutanil metrafenone	1:1:2 2:1:2 3:1:2
Compound 22	myclobutanil penthiopyrad	1:1:2 2:1:2 3:1:2
Compound 22	myclobutanil proquinazid	1:1:1 2:1:1 3:1:1
Compound 22	myclobutanil quinoxifen	1:1:1 2:1:1 3:1:1
Compound 22	myclobutanil sedaxane	1:1:2 2:1:2 3:1:2
Compound 22	myclobutanil picoxystrobin proquinazid	1:1:1:1 2:1:1:1 3:1:1:1
Compound 22	myclobutanil trifloxystrobin proquinazid	1:1:1:1 2:1:1:1 3:1:1:1
Compound 22	prothioconazole azoxystrobin	1:1:1 2:1:1 3:1:1
Compound 22	prothioconazole kresoxim-methyl	1:1:1 2:1:1 3:1:1
Compound 22	prothioconazole picoxystrobin	1:1:1 2:1:1 3:1:1
Compound 22	prothioconazole pyraclostrobin	1:1:1 2:1:1 3:1:1
Compound 22	prothioconazole trifloxystrobin	1:1:1 2:1:1 3:1:1
Compound 22	prothioconazole bixafen	1:1:2 2:1:2 3:1:2
Compound 22	prothioconazole boscalid	1:1:2 2:1:2 3:1:2
Compound 22	prothioconazole cyflufenamid	1:2:1 2:2:1 3:2:1
Compound 22	prothioconazole fluopyram	1:1:2 2:1:2 3:1:2
Compound 22	prothioconazole isopyrazam	1:1:2 2:1:2 3:1:2
Compound 22	prothioconazole metrafenone	1:1:2 2:1:2 3:1:2
Compound 22	prothioconazole penthiopyrad	1:1:2 2:1:2 3:1:2
Compound 22	prothioconazole proquinazid	1:1:1 2:1:1 3:1:1
Compound 22	prothioconazole quinoxifen	1:1:1 2:1:1 3:1:1
Compound 22	prothioconazole sedaxane	1:1:2 2:1:2 3:1:2
Compound 22	prothioconazole picoxystrobin proquinazid	1:1:1:1 2:1:1:1 3:1:1:1
Compound 22	prothioconazole trifloxystrobin proquinazid	1:1:1:1 2:1:1:1 3:1:1:1
Compound 22	tebuconazole azoxystrobin	1:1:1 2:1:1 3:1:1
Compound 22	tebuconazole kresoxim-methyl	1:1:1 2:1:1 3:1:1
Compound 22	tebuconazole picoxystrobin	1:1:1 2:1:1 3:1:1

Component (a)	Component (b)	Illustrative Ratios(*)
Compound 22	tebuconazole pyraclostrobin	1:1:1 2:1:1 3:1:1
Compound 22	tebuconazole trifloxystrobin	1:1:1 2:1:1 3:1:1
Compound 22	tebuconazole bixafen	1:1:2 2:1:2 3:1:2
Compound 22	tebuconazole boscalid	1:1:2 2:1:2 3:1:2
Compound 22	tebuconazole cyflufenamid	1:2:1 2:2:1 3:2:1
Compound 22	tebuconazole fluopyram	1:1:2 2:1:2 3:1:2
Compound 22	tebuconazole isopyrazam	1:1:2 2:1:2 3:1:2
Compound 22	tebuconazole metrafenone	1:1:2 2:1:2 3:1:2
Compound 22	tebuconazole penthiopyrad	1:1:2 2:1:2 3:1:2
Compound 22	tebuconazole proquinazid	1:1:1 2:1:1 3:1:1
Compound 22	tebuconazole quinoxifen	1:1:1 2:1:1 3:1:1
Compound 22	tebuconazole sedaxane	1:1:2 2:1:2 3:1:2
Compound 22	tebuconazole picoxystrobin proquinazid	1:1:1:1 2:1:1:1 3:1:1:1
Compound 22	tebuconazole trifloxystrobin proquinazid	1:1:1:1 2:1:1:1 3:1:1:1

(\*) Ratios of Component (a) relative to Component (b) in sequence, by weight.

5 Tables C2 through C54 are each constructed the same as Table C1 above except that entries below the “Component (a)” column heading are replaced with the respective Component (a) Column Entry shown below. Thus, for example, in Table C2 the entries below the “Component (a)” column heading all recite “Compound 18”, and the first line in below the column headings in Table C2 specifically discloses a mixture of Compound 18 with cyproconazole and azoxystrobin, and the illustrative weight ratios of 1:1:1, 2:1:1 and 3:1:1 of Compound 18:cyproconazole:azoxystrobin. Tables C3 through C54 are constructed similarly.

Table Number	Component (a) Column Entries	Table Number	Component (a) Column Entries
C2	Compound 18	C29	Compound 351
C3	Compound 23	C30	Compound 352
C4	Compound 24	C31	Compound 357
C5	Compound 36	C32	Compound 358
C6	Compound 41	C33	Compound 360
C7	Compound 45	C34	Compound 361
C8	Compound 87	C35	Compound 364
C9	Compound 91	C36	Compound 365
C10	Compound 118	C37	Compound 367
C11	Compound 139	C38	Compound 368
C12	Compound 148	C39	Compound 369

C13	Compound 172	C40	Compound 372
C14	Compound 175	C41	Compound 373
C15	Compound 193	C42	Compound 374
C16	Compound 232	C43	Compound 375
C17	Compound 265	C44	Compound 376
C18	Compound 266	C45	Compound 377
C19	Compound 284	C46	Compound 378
C20	Compound 286	C47	Compound 379
C21	Compound 287	C48	Compound 380
C22	Compound 292	C49	Compound 381
C23	Compound 297	C50	Compound 382
C24	Compound 332	C51	Compound 383
C25	Compound 336	C52	Compound 384
C26	Compound 343	C53	Compound 385
C27	Compound 346	C54	Compound 386
C28	Compound 349		

As mentioned in the Summary of the Invention, one aspect of the present invention is a composition comprising (i.e. a mixture or combination of) a compound of Formula 1, an *N*-oxide, or a salt thereof, and at least one invertebrate pest control compound or agent (e.g., insecticide, acaricide). Of note is a composition comprising component (a) and at least one  
5 (i.e. one or more) invertebrate pest control compound or agent, which then can be subsequently combined with component (b) to provide a composition comprising components (a) and (b) and the one or more invertebrate pest control compounds or agents. Alternatively without first mixing with component (b), a biologically effective amount of the composition comprising component (a) with at least one invertebrate pest control agent can  
10 be applied to a plant or plant seed (directly or through the environment of the plant or plant seed) to protect the plant or plant seed from diseases caused by fungal pathogens and injury caused by invertebrate pests.

For embodiments where one or more of invertebrate pest control compounds are used, the weight ratio of these compounds (in total) to the component (a) compounds is typically  
15 between about 1:3000 and about 3000:1. Of note are weight ratios between about 1:300 and about 300:1 (for example ratios between about 1:30 and about 30:1). One skilled in the art can easily determine through simple experimentation the biologically effective amounts of active ingredients necessary for the desired spectrum of biological activity.

Of note is a composition of the present invention which comprises in addition to a  
20 component (a) compound, alone or in combination with fungicidal component (b), at least one invertebrate pest control compound or agent selected from the group consisting of

abamectin, acephate, acetamiprid, acetoprole, aldicarb, amidoflumet, amitraz, avermectin, azadirachtin, azinphos-methyl, bifenthrin, bifenazate, bistrifluron, buprofezin, carbofuran, cartap, chinomethionat, chlorfenapyr, chlorfluazuron, chlorantraniliprole, chlorpyrifos, chlorpyrifos-methyl, chlorobenzilate, chromafenozide, clothianidin, cyantraniliprole, cyflumetofen, cyfluthrin, beta-cyfluthrin, cyhalothrin, gamma-cyhalothrin, lambda-cyhalothrin, cyhexatin, cypermethrin, cyromazine, deltamethrin, diafenthiuron, diazinon, dicofol, dieldrin, dienochlor, diflubenzuron, dimefluthrin, dimethoate, dinotefuran, diofenolan, emamectin, endosulfan, esfenvalerate, ethiprole, etoxazole, fenamiphos, fenazaquin, fenbutatin oxide, fenothiocarb, fenoxycarb, fenpropathrin, fenpyroximate, fenvalerate, fipronil, flonicamid, flubendiamide, flucythrinate, tau-fluvalinate, flufenimer, flufenoxuron, fonophos, halofenozide, hexaflumuron, hexythiazox, hydramethylnon, imicyafos, imidacloprid, indoxacarb, isofenphos, lufenuron, malathion, meperfluthrin, metaflumizone, metaldehyde, methamidophos, methidathion, methomyl, methoprene, methoxychlor, methoxyfenozide, metofluthrin, monocrotophos, nitenpyram, nithiazine, novaluron, noviflumuron, oxamyl, parathion, parathion-methyl, permethrin, phorate, phosalone, phosmet, phosphamidon, pirimicarb, profenofos, profluthrin, propargite, protrifenbute, pymetrozine, pyrafluprole, pyrethrin, pyridaben, pyridalyl, pyrifluquinazon, pyriprole, pyriproxyfen, rotenone, ryanodine, spinetoram, spinosad, spiridiclofen, spiromesifen, spirotetramat, sulfoxaflor, sulprofos, tebufenozide, tebufenpyrad, teflubenzuron, tefluthrin, terbufos, tetrachlorvinphos, tetramethylfluthin, thiacloprid, thiamethoxam, thiodicarb, thiosultap-sodium, tolfenpyrad, tralomethrin, triazamate, trichlorfon, triflumuron, *Bacillus thuringiensis* subsp. *aizawai*, *Bacillus thuringiensis* subsp. *kurstaki*, nucleopolyhedro viruses, encapsulated delta-endotoxins of *Bacillus thuringiensis*, baculoviruses, entomopathogenic bacteria, entomopathogenic viruses and entomopathogenic fungi.

In certain instances, combinations of a compound of Formula 1 or an *N*-oxide or salt thereof (i.e. component (a)), alone or in mixture with fungicidal component (b), with other biologically active (particularly invertebrate pest control) compounds or agents (i.e. active ingredients) can result in a greater-than-additive (i.e. synergistic) effect. Reducing the quantity of active ingredients released in the environment while ensuring effective pest control is always desirable. When synergism of invertebrate pest control active ingredients occurs at application rates giving agronomically satisfactory levels of invertebrate pest control, such combinations can be advantageous for reducing crop production cost and decreasing environmental load.

Table D1 lists specific combinations of invertebrate pest control agents with Compound 22 (identified in Index Table A) as a component (a) compound illustrative of mixtures and compositions comprising these active ingredients and methods using them according to the present invention. The second column of Table D1 lists the specific

invertebrate pest control agents (e.g., “Abamectin” in the first line). The third column of Table D1 lists the mode of action (if known) or chemical class of the invertebrate pest control agents. The fourth column of Table D1 lists embodiment(s) of ranges of weight ratios for rates at which the invertebrate pest control agent is typically applied relative to Compound 22 alone or in combination with fungicidal component (b) (e.g., “50:1 to 1:50” of abamectin relative to a Compound 22 by weight). Thus, for example, the first line of Table D1 specifically discloses the combination of Compound 22 with abamectin is typically applied in a weight ratio between 50:1 to 1:50. The remaining lines of Table D1 are to be construed similarly.

10

Table D1

Component (a)	Invertebrate Pest Control Agent	Mode of Action or Chemical Class	Typical Weight Ratio
Compound 22	Abamectin	macrocyclic lactones	50:1 to 1:50
Compound 22	Acetamiprid	neonicotinoids	150:1 to 1:200
Compound 22	Amitraz	octopamine receptor ligands	200:1 to 1:100
Compound 22	Avermectin	macrocyclic lactones	50:1 to 1:50
Compound 22	Azadirachtin	ecdysone agonists	100:1 to 1:120
Compound 22	Beta-cyfluthrin	sodium channel modulators	150:1 to 1:200
Compound 22	Bifenthrin	sodium channel modulators	100:1 to 1:10
Compound 22	Buprofezin	chitin synthesis inhibitors	500:1 to 1:50
Compound 22	Cartap	nereistoxin analogs	100:1 to 1:200
Compound 22	Chlorantraniliprole	ryanodine receptor ligands	100:1 to 1:120
Compound 22	Chlorfenapyr	mitochondrial electron transport inhibitors	300:1 to 1:200
Compound 22	Chlorpyrifos	cholinesterase inhibitors	500:1 to 1:200
Compound 22	Clothianidin	neonicotinoids	100:1 to 1:400
Compound 22	Cyantraniliprole	ryanodine receptor ligands	100:1 to 1:120
Compound 22	Cyfluthrin	sodium channel modulators	150:1 to 1:200
Compound 22	Cyhalothrin	sodium channel modulators	150:1 to 1:200
Compound 22	Cypermethrin	sodium channel modulators	150:1 to 1:200
Compound 22	Cyromazine	chitin synthesis inhibitors	400:1 to 1:50
Compound 22	Deltamethrin	sodium channel modulators	50:1 to 1:400
Compound 22	Dieldrin	cyclodiene insecticides	200:1 to 1:100
Compound 22	Dinotefuran	neonicotinoids	150:1 to 1:200
Compound 22	Diofenolan	molting inhibitor	150:1 to 1:200
Compound 22	Emamectin	macrocyclic lactones	50:1 to 1:10
Compound 22	Endosulfan	cyclodiene insecticides	200:1 to 1:100

Component (a)	Invertebrate Pest Control Agent	Mode of Action or Chemical Class	Typical Weight Ratio
Compound 22	Esfenvalerate	sodium channel modulators	100:1 to 1:400
Compound 22	Ethiprole	GABA-regulated chloride channel blockers	200:1 to 1:100
Compound 22	Fenothiocarb		150:1 to 1:200
Compound 22	Fenoxycarb	juvenile hormone mimics	500:1 to 1:100
Compound 22	Fenvalerate	sodium channel modulators	150:1 to 1:200
Compound 22	Fipronil	GABA-regulated chloride channel blockers	150:1 to 1:100
Compound 22	Flonicamid		200:1 to 1:100
Compound 22	Flubendiamide	ryanodine receptor ligands	100:1 to 1:120
Compound 22	Flufenoxuron	chitin synthesis inhibitors	200:1 to 1:100
Compound 22	Hexaflumuron	chitin synthesis inhibitors	300:1 to 1:50
Compound 22	Hydramethylnon	mitochondrial electron transport inhibitors	150:1 to 1:250
Compound 22	Imidacloprid	neonicotinoids	1000:1 to 1:1000
Compound 22	Indoxacarb	sodium channel modulators	200:1 to 1:50
Compound 22	Lambda-cyhalothrin	sodium channel modulators	50:1 to 1:250
Compound 22	Lufenuron	chitin synthesis inhibitors	500:1 to 1:250
Compound 22	Meperfluthrin	Sodium channel modulators	100:1 to 1:400
Compound 22	Metaflumizone		200:1 to 1:200
Compound 22	Methomyl	cholinesterase inhibitors	500:1 to 1:100
Compound 22	Methoprene	juvenile hormone mimics	500:1 to 1:100
Compound 22	Methoxyfenozide	ecdysone agonists	50:1 to 1:50
Compound 22	Nitenpyram	neonicotinoids	150:1 to 1:200
Compound 22	Nithiazine	neonicotinoids	150:1 to 1:200
Compound 22	Novaluron	chitin synthesis inhibitors	500:1 to 1:150
Compound 22	Oxamyl	cholinesterase inhibitors	200:1 to 1:200
Compound 22	Pymetrozine		200:1 to 1:100
Compound 22	Pyrethrin	sodium channel modulators	100:1 to 1:10
Compound 22	Pyridaben	mitochondrial electron transport inhibitors	200:1 to 1:100
Compound 22	Pyridalyl		200:1 to 1:100
Compound 22	Pyriproxyfen	juvenile hormone mimics	500:1 to 1:100
Compound 22	Ryanodine	ryanodine receptor ligands	100:1 to 1:120
Compound 22	Spinetoram	macrocyclic lactones	150:1 to 1:100

Component (a)	Invertebrate Pest Control Agent	Mode of Action or Chemical Class	Typical Weight Ratio
Compound 22	Spinosad	macrocyclic lactones	500:1 to 1:10
Compound 22	Spirodiclofen	lipid biosynthesis inhibitors	200:1 to 1:200
Compound 22	Spiromesifen	lipid biosynthesis inhibitors	200:1 to 1:200
Compound 22	Sulfoxaflor		200 : 1 to 1: 200
Compound 22	Tebufenozide	ecdysone agonists	500:1 to 1:250
Compound 22	Tetramethylfluthrin	Sodium channel modulators	100:1 to 1:400
Compound 22	Thiacloprid	neonicotinoids	100:1 to 1:200
Compound 22	Thiamethoxam	neonicotinoids	1250:1 to 1:1000
Compound 22	Thiodicarb	cholinesterase inhibitors	500:1 to 1:400
Compound 22	Thiosultap-sodium		150:1 to 1:100
Compound 22	Tralomethrin	sodium channel modulators	150:1 to 1:200
Compound 22	Triazamate	cholinesterase inhibitors	250:1 to 1:100
Compound 22	Triflumuron	chitin synthesis inhibitors	200:1 to 1:100
Compound 22	<i>Bacillus thuringiensis</i>	biological agents	50:1 to 1:10
Compound 22	<i>Bacillus thuringiensis</i> delta-endotoxin	biological agents	50:1 to 1:10
Compound 22	NPV (e.g., Gemstar)	biological agents	50:1 to 1:10

Tables D2 through D54 are each constructed the same as Table D1 above except that entries below the “Component (a)” column heading are replaced with the respective Component (a) Column Entry shown below. Thus, for example, in Table D2 the entries below the “Component (a)” column heading all recite “Compound 18”, and the first line in 5 below the column headings in Table D2 specifically discloses a mixture of Compound 18 with abamectin. Tables D3 through D54 are constructed similarly.

Table Number	Component (a) Column Entries	Table Number	Component (a) Column Entries
D2	Compound 18	D29	Compound 351
D3	Compound 23	D30	Compound 352
D4	Compound 24	D31	Compound 357
D5	Compound 36	D32	Compound 358
D6	Compound 41	D33	Compound 360
D7	Compound 45	D34	Compound 361
D8	Compound 87	D35	Compound 364
D9	Compound 91	D35	Compound 365
D10	Compound 118	D37	Compound 367
D11	Compound 139	D38	Compound 368
D12	Compound 148	D39	Compound 369

D13	Compound 172	D40	Compound 372
D14	Compound 175	D41	Compound 373
D15	Compound 193	D42	Compound 374
D16	Compound 232	D43	Compound 375
D17	Compound 265	D44	Compound 376
D18	Compound 266	D45	Compound 377
D19	Compound 284	D46	Compound 378
D20	Compound 286	D47	Compound 379
D21	Compound 287	D48	Compound 380
D22	Compound 292	D49	Compound 381
D23	Compound 297	D50	Compound 382
D24	Compound 332	D51	Compound 383
D25	Compound 336	D52	Compound 384
D26	Compound 343	D53	Compound 385
D27	Compound 346	D54	Compound 386
D28	Compound 349		

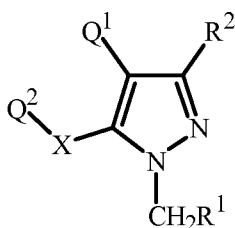
One embodiment of invertebrate pest control agents (e.g., insecticides and acaricides) for mixing with compounds of Formula 1 (and *N*-oxides and salts thereof) include sodium channel modulators such as bifenthrin, cypermethrin, cyhalothrin, lambda-cyhalothrin, cyfluthrin, beta-cyfluthrin, deltamethrin, dimefluthrin, esfenvalerate, fenvalerate, 5 indoxacarb, metofluthrin, profluthrin, pyrethrin and tralomethrin; cholinesterase inhibitors such as chlorpyrifos, methomyl, oxamyl, thiodicarb and triazamate; neonicotinoids such as acetamiprid, clothianidin, dinotefuran, imidacloprid, nitenpyram, nithiazine, thiacloprid and thiamethoxam; insecticidal macrocyclic lactones such as spinetoram, spinosad, abamectin, avermectin and emamectin; GABA ( $\gamma$ -aminobutyric acid)-regulated chloride channel 10 blockers such as endosulfan, ethiprole and fipronil; chitin synthesis inhibitors such as buprofezin, cyromazine, flufenoxuron, hexaflumuron, lufenuron, novaluron, noviflumuron and triflumuron; juvenile hormone mimics such as diofenolan, fenoxycarb, methoprene and pyriproxyfen; octopamine receptor ligands such as amitraz; ecdysone agonists such as azadirachtin, methoxyfenozide and tebufenozide; ryanodine receptor ligands such as 15 ryanodine, anthranilic diamides such as chlorantraniliprole, cyantraniliprole and flubendiamide; nereistoxin analogs such as cartap; mitochondrial electron transport inhibitors such as chlorfenapyr, hydramethylnon and pyridaben; lipid biosynthesis inhibitors such as spiroadiclofen and spiromesifen; cyclodiene insecticides such as dieldrin; cyflumetofen; fenothiocarb; flonicamid; metaflumizone; pyrafluprole; pyridalyl; pyriprole; 20 pymetrozine; spirotetramat; and thiosultap-sodium. One embodiment of biological agents for mixing with compounds of component (a) include nucleopolyhedro virus such as HzNPV



and AfNPV; *Bacillus thuringiensis* and encapsulated delta-endotoxins of *Bacillus thuringiensis* such as Cellcap, MPV and MPVII; as well as naturally occurring and genetically modified viral insecticides including members of the family Baculoviridae as well as entomophagous fungi. Of note is a composition comprising component (a) and at least one additional biologically active compound or agent selected from the Invertebrate Pest Control Agents listed in Table D1 above.

The following TESTS demonstrate the control efficacy of compounds of this invention on specific pathogens. The pathogen control protection afforded by the compounds is not limited, however, to these species. See Index Table A for compound descriptions. The following abbreviations are used in the Index Tables which follow: Me is methyl, Ph is phenyl, OMe is methoxy, -CN is cyano, -NO<sub>2</sub> is nitro. Also, "pyridin-2-yl" is synonymous with "2-pyridinyl", "pyridin-3-yl" is synonymous with "3-pyridinyl", and "pyrimidin-5-yl" is synonymous with 5-pyrimidinyl". The abbreviation "Ex." stands for "Example" and is followed by a number indicating in which example the compound is prepared. "Cmpd No." means compound number. Mass spectra (M.S.) are reported as the molecular weight of the highest isotopic abundance parent ion (M+1) formed by addition of H<sup>+</sup> (molecular weight of 1) to the molecule, observed by mass spectrometry using atmospheric pressure chemical ionization (AP<sup>+</sup>).

INDEX TABLE A



20

Cmpd No.	R <sup>1</sup>	R <sup>2</sup>	Q <sup>1</sup>	Q <sup>2</sup>	X	M.S
1 (Ex. 1)	H	Me	2,4-di-F-Ph	3-Cl-Ph	NH	**
2	H	Me	2,4-di-F-Ph	3,5-di-OMe-Ph	NH	360
3	H	Me	2,4-di-F-Ph	3-Cl-Ph	NMe	*
4	H	Me	4-Cl-Ph	2,4-di-F-Ph	NH	334
5	H	Me	4-Cl-Ph	3,5-di-F-Ph	NH	334
6	H	Me	4-Cl-Ph	3,5-di-F-Ph	NMe	348
7	H	Me	2-Cl-4-F-Ph	3-Cl-4-F-Ph	NH	369
8	H	Me	2-Cl-4-F-Ph	3-F-Ph	NH	334
9	H	Me	2-Cl-4-F-Ph	3,5-di-F-Ph	NH	352
10	H	Me	4-Cl-Ph	2,3,5-tri-F-Ph	NH	352

Cmpd						
No.	R <sup>1</sup>	R <sup>2</sup>	Q <sup>1</sup>	Q <sup>2</sup>	X	M.S
11	H	Me	2-Cl-4-F-Ph	4-F-Ph	NH	334
12	H	Me	2-Cl-4-F-Ph	2-F-Ph	NH	334
13	H	Me	2-Cl-4-F-Ph	2,4-di-F-Ph	NH	352
14	H	Me	2,4,6-tri-F-Ph	3-F-4-Cl-Ph	NH	370
15	H	Me	2-F-4-OMe-Ph	4-Cl-Ph	O	347
16	H	Me	3,5-di-OMe-Ph	4-Cl-Ph	O	359
17 (Ex. 2)	H	Me	2-Cl-4-F-Ph	2,6-di-F-4-OMe-Ph	NH	**
18	H	Me	2-Cl-4-F-Ph	2,4,6-tri-F-Ph	NH	370
19	H	Me	2-Cl-4-F-Ph	4-Cl-Ph	NH	350
20	H	Me	2-Cl-4-F-Ph	2-F-4-NO <sub>2</sub> -Ph	O	380
21	H	Me	2-Cl-4-F-Ph	2-F-4-OMe-Ph	O	365
22	H	Me	2,6-di-F-4-OMe-Ph	4-Cl-Ph	NH	364
23	H	Me	2,6-di-F-4-OMe-Ph	2,4-di-F-Ph	NH	366
24 (Ex. 3)	H	Me	2,6-di-F-4-OMe-Ph	2,4,6-tri-F-Ph	NH	**
25	H	Me	3-Cl-Ph	2,6-di-F-4-OMe-Ph	NH	364
26	H	Me	2,4,6-tri-F-Ph	4-NO <sub>2</sub> -Ph	O	364
27	H	Me	2,4,6-tri-F-Ph	4-Cl-Ph	O	353
28	H	Me	4-Cl-Ph	2,4,6-tri-F-Ph	NH	352
29	H	Me	4-Cl-Ph	2,6-di-F-4-OMe-Ph	NH	364
30	H	Me	2,4,6-tri-F-Ph	2,6-di-Cl-4-CF <sub>3</sub> -Ph	O	455
31	H	Me	2,4,6-tri-F-Ph	2,6-di-F-4-CN-Ph	O	380
32	H	Me	2,4,6-tri-F-Ph	2-Cl-4-NO <sub>2</sub> -Ph	O	398
33	H	Me	4-Cl-Ph	2,6-di-F-Ph	NH	334
34	H	Me	2,6-di-F-4-OMe-Ph	6-Cl-pyridin-3-yl	NH	365
35	H	Me	3,4-di-F-Ph	2,4,6-tri-F-Ph	NH	354
36	H	Me	3,4-di-F-Ph	2,6-di-F-4-OMe-Ph	NH	366
37	H	Me	2,6-di-F-Ph	3,5-di-OMe-Ph	NH	360
38	H	Me	2,4,6-tri-F-Ph	2,4-di-Cl-Ph	O	387
39	H	Me	2,4,6-tri-F-Ph	5-Cl-pyridin-2-yl	O	354
40	H	Me	2,6-di-F-4-OMe-Ph	2,4-di-Cl-Ph	O	399
41	H	Me	2,4-di-F-Ph	2,4,6-tri-F-Ph	NH	354
42	H	Me	2,4-di-F-Ph	2,6-di-F-4-OMe-Ph	NH	366

Cmpd	No.	R <sup>1</sup>	R <sup>2</sup>	Q <sup>1</sup>	Q <sup>2</sup>	X	M.S
	43	H	Me	3-F-Ph	2,6-di-F-4-CN-Ph	O	344
	44	H	Me	4-Cl-Ph	2,6-di-F-4-CN-Ph	O	360
45 (Ex. 4)		H	Me	2-Cl-4-F-Ph	2,6-di-F-4-CN-Ph	O	**
	46	H	Me	2-F-4-OMe-Ph	2,6-di-F-4-CN-Ph	O	374
	47	H	Me	2,6-di-F-4-OMe-Ph	5-Cl-pyridin-2-yl	O	366
	48	H	Me	2,6-di-F-4-OMe-Ph	3,4-di-F-Ph	NH	366
	49	H	Me	2,6-di-F-4-OMe-Ph	3-F-4-Cl-Ph	NH	382
	50	H	Me	2,6-di-F-4-OMe-Ph	4-Me-Ph	NH	344
	51	H	Me	2,6-di-F-4-OMe-Ph	2,4-di-OMe-Ph	NH	390
	52	H	Me	4-Me-Ph	2-Cl-4-NO <sub>2</sub> -Ph	O	358
	53	Ph	Me	2,4,6-tri-F-Ph	2,6-di-F-4-NO <sub>2</sub> -Ph	O	476
54 (Ex. 8)		H	Me	2,4,6-tri-F-Ph	2,6-di-F-4-NO <sub>2</sub> -Ph	O	**
	55	H	Me	4-Me-Ph	2-Cl-4-OMe-Ph	O	343
	56	H	Me	4-Cl-Ph	4-OMe-Ph	NH	328
	57	H	Me	2,4-di-Cl-Ph	2,4-di-OMe-Ph	NH	392
58 (Ex. 10)		H	Me	2,6-di-F-4-OMe-Ph	2,6-di-F-4-Cl-Ph	O	**
	59	H	Me	2,6-di-F-4-OMe-Ph	2,4-di-OMe-6-Cl-Ph	NH	424
	60	H	Me	4-Cl-Ph	2-Cl-4-OMe-Ph	NH	362
	61	Me	Me	4-Cl-Ph	2,6-di-F-Ph	NH	348
	62	H	Me	2,4-di-Cl-Ph	2,6-di-F-4-OMe-Ph	NH	398
	63	Me	Me	2,6-di-F-Ph	3,5-di-OMe-Ph	NH	374
	64	H	Me	2,4,6-tri-F-Ph	3,5-di-Cl-pyridin-2-yl	O	388
	65	-CO <sub>2</sub> Et	Me	2,4,6-tri-F-Ph	2,6-di-F, 4-NO <sub>2</sub> -Ph	O	472
	66	H	Me	2,6-di-F-4-OMe-Ph	5-Me-pyridin-2-yl	NH	345
	67	H	Me	2-Cl-4-F-Ph	5-CN-pyridin-2-yl	NH	342
	68	-CO <sub>2</sub> H	Me	2,4,6-tri-F-Ph	2,6-di-F-4-NO <sub>2</sub> -Ph	O	444
69 (Ex. 5)		H	Me	2,4-di-Cl-Ph	2,4-di-F-Ph	NH	**
	70	Me	Me	2,4-di-Cl-Ph	2,4-di-F-Ph	NH	382
	71	H	Me	2-Cl-4-F-Ph	2-F-4-(NHC(O)Me)-Ph	O	392
	72	H	Me	2,4-di-F-Ph	3,4-di-OMe-Ph	NH	360
	73	H	Me	2-Cl-4-F-Ph	3,5-di-Cl-pyridin-2-yl	NH	387

Cmpd No.	R <sup>1</sup>	R <sup>2</sup>	Q <sup>1</sup>	Q <sup>2</sup>	X	M.S
74	H	Me	2,4-di-Cl-Ph	3,4-di-OMe-Ph	NH	392
75	H	Me	2,4-di-Cl-Ph	2,4,6-tri-F-Ph	NH	386
76	H	Me	2,4-di-F-Ph	6-Cl-pyridin-3-yl	NH	331
77	H	Me	2,6-di-F-4-OMe-Ph	2,6-di-F-4-NH <sub>2</sub> -Ph	O	382
78	H	Me	2,4,6-tri-F-Ph	2,6-di-F-4-OMe-Ph	NH	384
79	H	Me	4-Me-Ph	2,4,6-tri-F-Ph	NH	332
80	H	Me	4-Me-Ph	2,6-di-F-4-OMe-Ph	NH	344
81	H	Me	2,6-di-F-4-OMe-Ph	5-Cl-2,4-di-OMe-Ph	NH	424
82	H	Me	2,6-di-F-4-OMe-Ph	2,6-di-F-4-CN-Ph	NH	391
83	H	Me	2,6-di-F-4-OMe-Ph	2,6-di-F-4-OMe-Ph	NH	396
84	H	Me	2,6-di-F-4-OMe-Ph	2,6-di-F-Ph	O	367
85	H	Me	3,5-di-OMe-Ph	2,6-di-F-4-CN-Ph	O	386
86	H	Me	6-Cl-pyridin-3-yl	2,6-di-F-4-CN-Ph	O	361
87	H	Me	2,6-di-F-4-OMe-Ph	2-Cl-4-F-Ph	NH	382
88	H	Me	2,6-di-F-4-OMe-Ph	4-F-2-Me-Ph	NH	362
89	H	Me	4-F-2-OMe-Ph	2,6-di-F-4-CN-Ph	O	374
90	H	Me	2,6-di-F-4-OMe-Ph	4-Br-2,6-di-F-Ph	O	447
91	H	Me	2-Cl-4-F-Ph	2,6-di-F-4-CN-Ph	NH	377
92	H	Me	2,4,6-tri-F-Ph	2,6-di-F-4-CN-Ph	NH	379
93	H	Me	2,4,6-tri-F-Ph	3,4-di-OMe-Ph	NH	378
94	H	Me	2,4,6-tri-F-Ph	6-OMe-pyridin-3-yl	NH	349
95	H	Me	2,6-di-F-4-OMe-Ph	6-OMe-pyridin-3-yl	NH	361
96	H	Me	2,4,6-tri-F-Ph	2-F-4-CN-Ph	O	362
97	H	Me	4-F-2-Me-Ph	2,6-di-F-4-CN-Ph	O	358
98	H	Me	2,4,6-tri-F-Ph	2-Cl-4-CN-Ph	O	378
99	H	Me	2,4,6-tri-F-Ph	2,5-di-F-4-CN-Ph	O	380
100	H	Me	2,4,6-tri-F-Ph	5-Cl-2,4-di-OMe-Ph	NH	412
101	H	Me	2,4,6-tri-F-Ph	3,5-di-Cl-pyridin-2-yl	NH	386
102	H	Me	2,6-di-F-4-OMe-Ph	3,5-di-Cl-pyridin-2-yl	NH	398
103	H	Me	2,6-di-F-4-OH-Ph	2,4-di-F-Ph	NH	352
104	H	Me	2-Cl-4-OMe-Ph	2,4,6-tri-F-Ph	NH	382

Cmpd No.	R <sup>1</sup>	R <sup>2</sup>	Q <sup>1</sup>	Q <sup>2</sup>	X	M.S
105	H	Me	2,6-di-F-4-OS(O) <sub>2</sub> CF <sub>3</sub>	2,4-di-F-Ph	NH	484
106	H	Me	2,6-di-F-4-CN-Ph	2,4-di-F-Ph	NH	361
107	H	Me	2-Cl-4-F-Ph	2,6-di-Cl-pyridin-3-yl	NH	386
108	H	<i>c</i> -Pr	2-Cl-4-F-Ph	2,4-di-F-Ph	NH	378
109	H	Me	2,4,6-tri-F-Ph	3,5-di-F-pyridin-2-yl	NH	355
110	H	Me	2,6-di-F-4-CN-Ph	4-Cl-Ph	NH	***
111	H	Me	2,6-di-F-4-CN-Ph	4-F-Ph	NH	***
112	H	Me	2,6-di-F-4-CN-Ph	2-Cl-4-F-Ph	NH	***
113	H	Me	2,6-di-F-4-CN-Ph	3-F-4-OMe-Ph	NH	***
114	H	Me	2,6-di-F-4-CN-Ph	3,4-di-F-Ph	NH	***
115	H	Me	2,6-di-F-4-CN-Ph	3-Cl-Ph	NH	***
116	H	Me	2-Cl-4-F-Ph	3-F-5-CN-Ph	O	360
117	H	Me	2,6-di-F-4-OMe-Ph	2-Cl-4-CN-Ph	NH	389
118	H	Me	2-Cl-4-F-Ph	2-F-4-CN-Ph	O	360
119	H	Me	2-Cl-4-F-Ph	2-Cl-4-NO <sub>2</sub> -Ph	O	396
120	H	Me	2,4,6-tri-F-Ph	2-F-4-CN-Ph	NH	361
121	H	Me	2-Cl-4-F-Ph	2,6-di-F-4-NO <sub>2</sub> -Ph	O	398
122	H	Me	2-Cl-4-F-Ph	4-F-2-NO <sub>2</sub> -Ph	O	380
123	H	Me	2,6-di-F-4-CN-Ph	3,4-di-Cl-Ph	NH	***
124	H	Me	2,6-di-F-4-CN-Ph	4-Me-Ph	NH	***
125	H	Me	2,6-di-F-4-CN-Ph	4-Cl-3-F-Ph	NH	***
126	H	Me	2,6-di-F-4-CN-Ph	4-OMe-Ph	NH	***
127	H	Me	2,6-di-F-4-CN-Ph	4-F-3-OMe-Ph	NH	373
128	H	Me	2,6-di-F-4-OMe-Ph	3,5-di-F-pyridin-2-yl	NH	367
129	H	Me	2,4,6-tri-F-Ph	4-Cl-3-F-Ph	O	***
130	H	Me	2,4,6-tri-F-Ph	4-Br-3-F-Ph	O	***
131	H	Me	2,4,6-tri-F-Ph	3-F-4-NO <sub>2</sub> -Ph	O	***
132	H	Me	2-Cl-4-F-Ph	3,4,5-tri-F-Ph	NH	370
133	H	Me	2,6-di-F-4-CN-Ph	2,4,6-tri-F-Ph	NH	***
134	H	Me	2,6-di-F-4-CN-Ph	2,6-di-F-4-OMe-Ph	NH	***
135	H	Me	2,4,6-tri-F-Ph	3-Me-4-NO <sub>2</sub> -Ph	O	***

Cmpd No.	R <sup>1</sup>	R <sup>2</sup>	Q <sup>1</sup>	Q <sup>2</sup>	X	M.S
136	H	Me	2,6-di-F-4-CN-Ph	3-F-Ph	NH	***
137	H	Me	2,6-di-F-4-CN-Ph	2,5-di-F-Ph	NH	***
138	H	Me	2,6-di-F-4-CN-Ph	2,4,5-tri-F-Ph	NH	***
139	H	Me	2-Cl-4-F-Ph	2-Cl-4-CN-Ph	O	376
140	H	Me	2,6-di-F-4-OMe-Ph	2,6-di-F-4-CN-Ph	O	392
141	H	Me	2,6-di-F-4-OEt-Ph	2,4-di-F-Ph	NH	380
142	H	Me	2,6-di-F-4-CN-Ph	5-Cl-2-F-Ph	NH	***
143	H	Me	2,6-di-F-4-CN-Ph	4-Cl-2-F-Ph	NH	***
144	H	Me	2,6-di-F-4-CN-Ph	3-Cl-4-F-Ph	NH	***
145	H	Me	2,6-di-F-4-CN-Ph	2,3-di-F-Ph	NH	***
146	H	Me	2,6-di-F-4-CN-Ph	2,5-di-Cl-Ph	NH	***
147	H	Me	2,6-di-F-4-CN-Ph	2,3-di-Cl-Ph	NH	***
148	H	Me	2-Cl-4-F-Ph	2,5-di-F-4-CN-Ph	O	378
149	H	Me	2-Cl-4-F-Ph	4-F-2-CN-Ph	O	360
150	H	Me	2-Cl-4-F-Ph	2-Cl-4,5-di-CN-Ph	O	401
151	H	Me	2,4,6-tri-F-Ph	3-OMe-4-NO <sub>2</sub> -Ph	O	***
152	H	Me	2,6-di-F-4-OMe-Ph	4-Cl-3-F-Ph	O	383
153	H	Me	2,6-di-F-4-OMe-Ph	4-Br-3-F-Ph	O	429
154	H	Me	2-Cl-4-F-Ph	3,5-di-F-pyridin-2-yl	NH	353
155	H	Me	2-Cl-4-OMe-Ph	2,6-di-F-4-CN-Ph	O	390
156	H	Me	2,4,6-tri-F-Ph	3-CN-4-NO <sub>2</sub> -Ph	O	***
157	H	Me	2,4,6-tri-F-Ph	4-Cl-3-Me-Ph	O	***
158	H	Me	2-Cl-4-F-Ph	2,6-di-F-4-OMe-Ph	NEt	410
159	H	Me	2-Cl-4-F-Ph	2,6-di-F-4-OMe-Ph	NCH <sub>2</sub> CH=CH <sub>2</sub>	422
160	H	Me	2-Cl-4-OMe-Ph	2,4-di-F-Ph	NH	364
161	H	Me	2-Cl-4-OMe-Ph	2,6-di-F-Ph	NH	364
162	H	Me	2-Cl-4-F-Ph	2-Cl-4-CN-Ph	NH	375
163	H	Me	2,4,6-tri-F-Ph	2-Cl-4,5-di-CN-Ph	O	403
164	H	Me	2,4,6-tri-F-Ph	4-Cl-3-OMe-Ph	O	***
165	H	Me	2,4,6-tri-F-Ph	4-Br-3-Me-Ph	O	***
166	H	Me	2,4,6-tri-F-Ph	4-Br-3-OMe-Ph	O	429

Cmpd						
No.	R <sup>1</sup>	R <sup>2</sup>	Q <sup>1</sup>	Q <sup>2</sup>	X	M.S
167	H	Me	2,4,6-tri-F-Ph	2,3,5-tri-F-Ph	O	373
168	H	Me	2-Cl-4-F-Ph	3,4-di-CN-Ph	O	367
169	H	Me	2,4,6-tri-F-Ph	3,4-di-CN-Ph	O	369
170	H	Me	2,4-di-F-Ph	2,6-di-F-4-CN-Ph	O	362
171	H	Me	2-Cl-4-F-Ph	2,3,6-tri-F-Ph	NH	370
172	H	Me	2-Cl-4-F-Ph	2,6-di-F-Ph	NH	352
173	H	Me	2-Cl-4-F-Ph	2,5-di-F-Ph	NH	352
174	H	Me	2-Cl-4-OMe-Ph	2,3,6-tri-F-Ph	NH	382
175	H	Me	2-Cl-4-F-Ph	2-Cl-4-F-Ph	NH	368
176	H	Me	2-Cl-4-OMe-Ph	2,5-di-F-Ph	NH	364
177	H	Me	2-Cl-6-F-Ph	2,4-di-F-Ph	NH	352
178	H	Me	2,6-di-F-Ph	2,4-di-F-Ph	NH	***
179	H	Me	2,6-di-F-Ph	2,4-di-Cl-Ph	NH	***
180	H	Me	2,6-di-F-Ph	2-F-4-OMe-Ph	NH	***
181	H	Me	2-F-Ph	2,4-di-F-Ph	NH	318
182	H	Me	2-F-Ph	2,4,6-tri-F-Ph	NH	336
183	H	Me	2-F-Ph	2,6-di-F-4-OMe-Ph	NH	348
184	H	Me	2-F-Ph	4-F-Ph	NH	300
185	H	Me	2,6-di-F-4-OMe-Ph	4-Cl-3-Me-Ph	O	379
186	H	Me	2,6-di-F-4-OMe-Ph	4-Br-3-Me-Ph	O	***
187	H	Me	2,4,6-tri-F-Ph	3-F-4-Me-Ph	O	***
188	H	Me	2,6-di-F-4-OMe-Ph	3-F-4-Me_Ph	O	363
189	H	Me	2-Cl-4-F-Ph	3,5-di-F-pyridin-2-yl	O	354
190	H	Me	2-Cl-6-F-Ph	2,6-di-F-4-OMe-Ph	NH	382
191	H	Me	2-Cl-6-F-Ph	2,4,6-tri-F-Ph	NH	369
192	H	Me	2-Cl-6-F-Ph	2,6-di-F-4-CN-Ph	NH	377
193	H	Me	2-Cl-6-F-Ph	2-Cl-4-F-Ph	NH	368
194	H	Me	2,4-di-F-Ph	4-F-Ph	NH	***
195	H	Me	2,4-di-F-Ph	4-Cl-Ph	NH	***
196	H	Me	2,6-di-F-Ph	2-F-4-CN-Ph	NH	343
197	H	Me	2,6-di-F-Ph	2,5-di-F-Ph	NH	***

Cmpd						
No.	R <sup>1</sup>	R <sup>2</sup>	Q <sup>1</sup>	Q <sup>2</sup>	X	M.S
198	H	Me	2,6-di-F-Ph	2,3-di-F-Ph	NH	***
199	H	Me	2,6-di-F-Ph	4-F-2-OMe-Ph	NH	***
200	H	Me	2,6-di-F-Ph	3-OMe-Ph	NH	***
201	H	Me	2,6-di-F-Ph	2-Cl-4-OMe-Ph	NH	***
202	H	Me	2,3-di-F-Ph	2,4-di-F-Ph	NH	336
203	H	Me	2,3-di-F-Ph	2,4,6-tri-F-Ph	NH	354
204	H	Me	2,3-di-F-Ph	2,6-di-F-4-OMe-Ph	NH	366
205	H	Me	2,3-di-F-Ph	4-F-Ph	NH	318
206	H	Me	2,6-di-F-4-OMe-Ph	4-Cl-Ph	O	365
207	H	Me	2,4-di-F-Ph	2-Cl-4-F-Ph	NH	***
208	H	Me	2,6-di-F-4-OMe-Ph	2,4-di-F-Ph	CHOH	381
209	H	Me	2,4,6-tri-F-Ph	3,4-di-Me-Ph	O	***
210	H	Me	2,6-di-F-4-OMe-Ph	3,4-di-Me-Ph	O	***
211	H	Me	2,6-di-F-4-OMe-Ph	4-Cl-3-OMe-Ph	O	***
212	H	Me	2,6-di-F-4-OMe-Ph	4-Br-3-OMe-Ph	O	***
213	H	Me	2,4,6-tri-F-Ph	3-OMe-Ph	O	349
214	H	Me	2,4-di-F-Ph	2,3-di-F-Ph	NH	***
215	H	Me	2,6-di-F-Ph	2-Cl-5-OMe-Ph	NH	***
216	H	Me	2,6-di-F-Ph	2-F-5-OMe-Ph	NH	***
217	H	Me	2,4,6-tri-F-Ph	3-OMe-4-Me-Ph	O	***
218	H	Me	2,6-di-F-4-OMe-Ph	4-Cl-3-CN-Ph	O	***
219	H	Me	2,4,6-tri-F-Ph	3-Me-Ph	O	333
220	H	Me	2,6-di-F-4-OMe-Ph	3-Me-Ph	O	345
221	H	Me	2,6-di-F-4-OMe-Ph	3-OMe-Ph	O	361
222	H	Me	2,4,6-tri-F-Ph	3-CN-Ph	O	344
223	H	Me	2,6-di-F-4-OMe-Ph	3-CN-Ph	O	356
224	H	Me	2,4,6-tri-F-Ph	4-Cl-3-CN-Ph	O	***
225	H	Me	2,4,6-tri-F-Ph	4-Br-3-CN-Ph	O	***
226	H	Me	2,4-di-F-Ph	2,5-di-F-Ph	NH	***
227	H	Me	2,4-di-F-Ph	2-Cl-5-OMe-Ph	NH	***
228	H	Me	2,4-di-F-Ph	2-F-4-OMe-Ph	NH	***



Cmpd						
No.	R <sup>1</sup>	R <sup>2</sup>	Q <sup>1</sup>	Q <sup>2</sup>	X	M.S
229	H	Me	2,4-di-F-Ph	2,4,5-tri-F-Ph	NH	***
230	H	Me	2,4-di-F-Ph	2,4-di-F-Ph	NH	336
231	H	Me	2,4-di-F-Ph	2,3-di-Cl-Ph	NH	***
232	H	Me	2-Br-4-F-Ph	2,6-di-F-4-CN-Ph	O	423
233	H	Me	2-Br-4-F-Ph	2,5-di-F-4-CN-Ph	O	423
234	H	Me	2-Cl-4-F-Ph	4-F-3-CN-Ph	NH	359
235	H	Me	2-Cl-4-F-Ph	2-Cl-5-CN-Ph	NH	375
236	H	Me	2-CF <sub>3</sub> -Ph	2-Cl-4-F-Ph	NH	384
237	H	Me	2-CF <sub>3</sub> -Ph	4-F-Ph	NH	350
238	H	Me	2-CF <sub>3</sub> -Ph	2,4-di-F-Ph	NH	368
239	H	Me	2-CF <sub>3</sub> -Ph	2,4,6-tri-F-Ph	NH	386
240	H	Me	2-CF <sub>3</sub> -Ph	2,6-di-F-4-OMe-Ph	NH	398
241	H	Me	2,4,6-tri-F-Ph	3-Cl-pyridin-2-yl	NH	353
242	H	Me	2,4-di-F-Ph	2-Cl-4-OMe-Ph	NH	***
243	H	Me	2,4-di-F-Ph	2,4-di-Cl-Ph	NH	***
244	H	Me	2,4-di-F-Ph	2-F-5-OMe-Ph	NH	***
245	H	Me	2,4-di-F-Ph	2,5-di-Cl-Ph	NH	***
246	H	Me	2,4-di-F-Ph	2-F-4-CN-Ph	NH	***
247	H	Me	2,6-di-F-Ph	2,6-di-F-Ph	NH	***
248	H	Me	2-Br-Ph	2,4,6-tri-F-Ph	NH	398
249	H	Me	2,6-di-F-4-OMe-Ph	3-OMe-4-Me-Ph	O	***
250	H	Me	2,4,6-tri-F-Ph	3-CN-4-Me-Ph	O	***
251	H	Me	2-CF <sub>3</sub> -Ph	3,5-di-Cl-pyridin-2-yl	NH	401
252	H	Me	2-Cl-6-F-Ph	3,5-di-Cl-pyridin-2-yl	NH	387
253	H	Me	2-F-6-CF <sub>3</sub> -Ph	2-Cl-4-F-Ph	NH	402
254	H	Me	2-F-6-CF <sub>3</sub> -Ph	4-F-Ph	NH	368
255	H	Me	2-F-6-CF <sub>3</sub> -Ph	2,4-di-F-Ph	NH	368
256	H	Me	2,4-di-F-Ph	2,6-di-F-Ph	NH	***
257	H	Me	2,6-di-F-Ph	2,6-di-F-4-OMe-Ph	NH	***
258	H	Me	2,6-di-F-4-OMe-Ph	4-Br-3-CN-Ph	O	***
259	H	Me	2,6-di-F-4-OMe-Ph	3-CN-4-Me-Ph	O	***

Cmpd						
No.	R <sup>1</sup>	R <sup>2</sup>	Q <sup>1</sup>	Q <sup>2</sup>	X	M.S
260	H	Me	2-Br-4-F-Ph	3-F-5-CF <sub>3</sub> -pyridin-2-yl	O	449
261	H	Me	2-Br-4-F-Ph	3-Cl-5-CF <sub>3</sub> -pyridin-2-yl	O	465
262	H	Me	2-F-6-CF <sub>3</sub> -Ph	2,4,6-tri-F-Ph	NH	404
263	H	Me	2-F-6-CF <sub>3</sub> -Ph	2,6-di-F-4-OMe-Ph	NH	416
264	H	Me	2-F-6-CF <sub>3</sub> -Ph	3,5-di-F-pyridin-2-yl	NH	387
265	H	Me	2-Cl-4-F-Ph	2-Br-4-F-Ph	NH	413
266	H	Me	2-Br-4-F-Ph	2,4,6-tri-F-Ph	NH	415
267	H	Me	2-Cl-4-OMe-Ph	3,5-di-Cl-pyridin-2-yl	NH	399
268	H	Me	2-Cl-4-F-Ph	2-Cl-pyrimidin-5-yl	NH	***
269	H	Me	2-Cl-4-F-Ph	2-Me-pyrimidin-5-yl	NH	***
270	H	Me	2-Cl-4-F-Ph	pyrimidin-5-yl	NH	***
271	H	Me	2-Cl-Ph	2,6-di-F-4-CN-Ph	O	***
272	H	Me	2-Br-Ph	2,6-di-F-4-CN-Ph	O	***
273	H	Me	2,3-di-Cl-Ph	2,6-di-F-4-CN-Ph	O	***
274	H	Me	2,3-di-F-Ph	2,6-di-F-4-CN-Ph	O	***
275	H	Me	2,5-di-Cl-Ph	2,6-di-F-4-CN-Ph	O	***
276	H	Me	2-Cl-5-F-Ph	2,6-di-F-4-CN-Ph	O	***
277	H	Me	2-Cl-5-OMe-Ph	2,6-di-F-4-CN-Ph	O	***
278	H	Me	2-F-5-OMe-Ph	2,6-di-F-4-CN-Ph	O	***
279	H	Me	2-Cl-6-F-Ph	3,5-di-F-pyridin-2-yl	NH	353
280	H	Me	2-CF <sub>3</sub> -Ph	3,5-di-F-pyridin-2-yl	NH	369
281	H	Me	2,4-di-F-Ph	2-Cl-3-OMe-Ph	NH	***
282	H	Me	2-Cl-4-OMe-Ph	2,4-di-Cl-Ph	NH	397
283	H	Me	2-Cl-6-F-Ph	2,4-di-Cl-Ph	NH	386
284	H	Me	2-Br-4-F-Ph	2-F-4-CN-Ph	O	406
285	H	Me	2-Br-4-F-Ph	2-Cl-4-CN-Ph	O	422
286	H	Me	2-Cl-4-F-Ph	4-Cl-2,6-di-F-Ph	NH	386
287	H	Me	2-Cl-4-F-Ph	2-Cl-4,6-di-F-Ph	NH	386
288	H	Me	2-Cl-4-F-Ph	4-OMe-Ph	NH	346
289	H	Me	2,6-di-F-Ph	2-Cl-3-OMe-Ph	NH	***
290	H	Me	2,4-di-F-Ph	2,6-di-F-4-CN-Ph	NH	***

Cmpd	R <sup>1</sup>	R <sup>2</sup>	Q <sup>1</sup>	Q <sup>2</sup>	X	M.S
291	H	Me	2,4-di-F-Ph	2-Cl-5-CN-Ph	NH	***
292	H	Me	2-Br-4-F-Ph	2-Cl-4,6-di-F-Ph	NH	431
293	H	Me	2-Cl-4-F-Ph	2,4,6-tri-F-Ph	NMe	***
294	H	Me	2-Cl-4-F-Ph	2,4,6-tri-F-Ph	NEt	***
295	H	Me	2-Br-4-F-Ph	3,5-di-Cl-pyridin-2-yl	NH	430
296	H	Me	2-Cl-4-F-Ph	2,6-di-Cl-4-OMe-Ph	NH	413
297	H	Me	2,6-di-F-Ph	2-Cl-4,6-di-F-Ph	NH	370
298	H	Me	2-Cl-6-F-Ph	2-Cl-4,6-di-F-Ph	NH	386
299	H	Me	2-Cl-4-F-Ph	2,4-di-Cl-Ph	NH	383
300	H	Me	2,6-di-F-Ph	2,4,6-tri-F-Ph	NH	***
301	H	Me	2,6-di-F-Ph	2,6-di-F-4-CN-Ph	NH	***
302	H	Me	2,3-di-Cl-Ph	2,4-di-F-Ph	NH	368
303	H	Me	2,3-di-Cl-Ph	3,5-di-Cl-pyridin-2-yl	NH	400
304	H	Me	2-Cl-4-F-Ph	2,4,6-tri-F-Ph	NS(O) <sub>2</sub> Me	***
305	H	Me	2-F-Ph	2,6-di-F-4-CN-Ph	O	***
306	H	Me	2-CF <sub>3</sub> -Ph	2,6-di-F-4-CN-Ph	O	***
307	H	Me	2-Cl-5-CF <sub>3</sub> -Ph	2,6-di-F-4-CN-Ph	O	***
308	H	Me	2-Cl-pyridin-3-yl	2,6-di-F-4-CN-Ph	O	***
309	H	Me	2-Cl-4-F-Ph	2,4,6-tri-F-Ph	NCH <sub>2</sub> OMe	***
310	H	Me	2-Cl-4-OMe-Ph	2-F-4-CN-Ph	O	372
311	H	Me	2-Cl-4-OMe-Ph	2-Cl-4-CN-Ph	O	388
312	H	Me	2-Br-4-F-Ph	2,4-di-F-Ph	NH	398
313	H	Me	2-Br-4-F-Ph	2-Br-4-F-Ph	NH	458
314	H	Me	2-Br-4-F-Ph	2-Cl-4-F-Ph	NH	414
315	H	Me	2-Cl-Ph	2,4-di-F-Ph	NH	334
316	H	Me	2-Br-4-F-Ph	2,6-di-Cl-4-F-Ph	NH	448
317	H	Me	2-Br-4-F-Ph	4-OMe-Ph	NH	392
318	H	Me	2-Br-4-OMe-Ph	2-Cl-4-CN-Ph	O	433
319	H	Me	2-Br-4-OMe-Ph	2-F-4-CN-Ph	O	418
320	H	Me	2-Cl-Ph	3,5-di-Cl-pyridin-2-yl	NH	368
321	H	Me	2,6-di-F-Ph	3,5-di-Cl-pyridin-2-yl	NH	369

Cmpd No.	R <sup>1</sup>	R <sup>2</sup>	Q <sup>1</sup>	Q <sup>2</sup>	X	M.S
322	H	Me	2-Cl-4-F-Ph	2-Cl-4-OMe-Ph	NH	380
323	H	Me	2-Br-4-F-Ph	2,6-di-Cl-4-OMe-Ph	NH	459
324	H	Me	2-Br-4-F-Ph	2-Cl-4-OMe-Ph	NH	425
325	H	Me	2-Cl-4-F-Ph	2-Cl-4-OEt-Ph	NH	394
326	H	Me	2-Cl-4-F-Ph	2,4,6-tri-F-Ph	NCH <sub>2</sub> CN	409
327	H	Me	2,6-di-Cl-Ph	2,4-di-Cl-Ph	NH	***
328	H	Me	2,4-di-F-Ph	3,5-di-Cl-pyridin-2-yl	NH	369
329	H	Me	2,5-di-F-Ph	2,6-di-F-4-CN-Ph	O	***
330	H	Me	2-Cl-4,6-di-F-Ph	2,6-di-F-4-CN-Ph	NH	395
331	H	Me	2-Cl-4-CN-Ph	2,4-di-F-Ph	NH	359
332	H	Me	2-Cl-4-CN-Ph	2-Cl-4,6-di-F-Ph	NH	393
333	H	Me	2,6-di-Cl-Ph	4-OMe-Ph	NH	***
334	H	Me	2,6-di-Cl-Ph	2-Cl-4-F-Ph	NH	***
335	H	Me	2-Cl-4-CN-Ph	2,6-di-F-Ph	NH	359
336	H	Me	2-Cl-4-CN-Ph	4-Cl-2,6-di-F-Ph	NH	393
337	H	Me	2,6-di-Cl-Ph	4-F-Ph	NH	***
338	H	Me	2-Cl-4-CN-Ph	2-Cl-4-F-Ph	NH	375
339	H	Me	2,6-di-Cl-Ph	2,4-di-F-Ph	NH	***
340	H	Me	2,6-di-Cl-Ph	2-Br-4-F-Ph	NH	***
341	H	Me	2,6-di-Cl-Ph	2,6-di-Cl-4-F-Ph	NH	***
342	H	Me	2-Cl-6-F-Ph	2-F-4-CN-Ph	O	360
343	H	Me	2,4-di-F-Ph	2-Cl-4,6-di-F-Ph	NH	369
344	H	Me	2-Cl-4-F-Ph	2-F-4-NO <sub>2</sub> -Ph	NH	380
345	H	Me	2-Cl-4-F-Ph	2-F-5-NO <sub>2</sub> -Ph	NH	380
346	H	Me	2,4-di-F-Ph	2-Br-4-F-Ph	NH	398
347	H	Me	4-Cl-2-F-Ph	2-F-4-CN-Ph	O	360
348	H	Me	2,4-di-F-Ph	2-Br-6-Cl-4-F-Ph	NH	432
349	H	Me	2,6-di-F-Ph	4-Cl-2,6-di-F-Ph	NH	370
350	H	Me	2-Cl-4-F-Ph	4-F-Ph	CHOH	349
351 (Ex. 6)	H	Me	2-Cl-4-F-Ph	2,4-di-F-Ph	CHOH	**
352	H	Me	2-Cl-4-F-Ph	2-Cl-4-F-Ph	CHOH	383

Cmpd	R <sup>1</sup>	R <sup>2</sup>	Q <sup>1</sup>	Q <sup>2</sup>	X	M.S
353	H	Me	2,4-di-Cl-Ph	2,6-di-F-Ph	NH	***
354	H	Me	2,4-di-Cl-Ph	2-Cl-4-F-Ph	NH	***
355	H	Me	2,4-di-Cl-Ph	4-OMe-Ph	NH	***
356	H	Me	2-Cl-4-F-Ph	2,3,6-tri-F-Ph	CHOH	385
357	H	Me	2,4-di-F-Ph	4-Cl-2,6-di-F-Ph	NH	370
358	H	Me	2,6-di-F-Ph	2-Cl-4-CN-Ph	O	360
359	H	Me	2,4-di-F-Ph	2-F-4-CN-Ph	O	376
360	H	Me	2-Br-4-F-Ph	4-Cl-2,6-di-F-Ph	NH	432
361	H	Me	2,6-di-F-Ph	2-F-4-CN-Ph	O	344
362	H	Me	2,4-di-Cl-Ph	2-Cl-4-CN-Ph	O	394
363	H	Me	2,4-di-Cl-Ph	2,6-di-Cl-4-F-Ph	NH	***
364	H	Me	2,4-di-F-Ph	4-Br-2,6-di-F-Ph	NH	416
365	H	Me	2-Cl-4-F-Ph	4-Br-2,6-di-F-Ph	NH	432
366	H	Me	2-Cl-4-F-Ph	4-Br-2-F-Ph	NH	414
367	H	Me	2-Cl-4-F-Ph	2,4-di-Cl-6-F-Ph	NH	402
368	H	Me	2,4-di-F-Ph	2,6-di-Cl-4-F-Ph	NH	
369	H	Me	2-Cl-4-F-Ph	2,6-di-Cl-4-F-Ph	NH	
370 (Ex. 7)	H	Me	2-Cl-4-F-Ph	2,4-di-F-Ph	C(=O)	**
371 (Ex. 9)	H	Me	2,4,6-tri-F-Ph	2,6-di-F-4-NH <sub>2</sub> -Ph	O	**
372	H	Me	2,4-di-F-Ph	2-Br-4-CN-Ph	O	
373	H	Me	2,4-di-F-Ph	2-Cl-4-CN-Ph	O	
374	H	Me	2,4-di-F-Ph	2,4-di-Cl-6-F-Ph	NH	386
375	H	Me	2,6-di-F-Ph	2,6-di-Cl-4-F-Ph	NH	
376	H	Me	2,4-di-F-Ph	2-Br-4,6-di-F-Ph	NH	416
377	H	Me	2-Cl-4-F-Ph	2-Br-4,6-di-F-Ph	NH	432
378	H	Me	2,6-di-F-Ph	4-Br-2,6-di-F-Ph	NH	
379	H	Me	2,6-di-F-Ph	2-Br-4,6-di-F-Ph	NH	
380	H	Me	2-Cl-6-F-Ph	2-Br-4,6-di-F-Ph	NH	
381	H	Me	2-Cl-4-F-Ph	2,6-di-F-4-Cl-Ph	CHOH	402
382	H	Me	2-F-4-CN-Ph	2-Cl-4,6-di-F-Ph	NH	
383	H	Me	2-F-4-CN-Ph	2,6-di-F-4-Cl-Ph	NH	

Cmpd						
No.	R <sup>1</sup>	R <sup>2</sup>	Q <sup>1</sup>	Q <sup>2</sup>	X	M.S
384	H	Me	2-Cl-4-F-Ph	2-Cl-4,6-di-F-Ph	CHOH	
385	H	Me	2,4-di-F-Ph	2-Br-4-F-Ph	CHOH	
386	H	Me	2-Cl-4-F-Ph	2-Br-4-F-Ph	CHOH	
387	H	Me	2-Cl-4-OH-Ph	2,4-di-F-Ph	NH	350
388	H	Me	2-Cl-4-OCH <sub>2</sub> CN-Ph	2,4-di-F-Ph	NH	389
389	H	Me	2,4-di-F-Ph	4-Br-4-F-Ph	NH	396
390	H	Me	2,4-di-F-Ph	4-Br-2,6-di-Cl-Ph	NH	448
391	H	Me	2,4-di-Cl-Ph	2-Cl-4,6-di-F-Ph	NH	***
392	H	Me	2,4-di-Cl-Ph	4-Cl-2,6-di-F-Ph	NH	***
393	H	Me	2-Cl-4-F-Ph	4-OEt	NH	360
394	H	Me	2-Cl-4-F-Ph	4-Cl-2-F	O	369
395	H	Me	2,4-di-F-Ph	2-F-4-CN-Ph	O	344
396	H	Me	2,4-di-F-Ph	4-Cl-2-F-Ph	NH	352
397	H	Me	2,4-di-F-Ph	2,4-di-Cl-6-F-Ph	NH	386
398	H	Me	2,6-di-F-Ph	4-Cl-2-F-Ph	NH	352
399	H	Me	2,6-di-F-4- (OCH <sub>2</sub> CH <sub>2</sub> CH <sub>2</sub> NMe <sub>2</sub> )- Ph	2-F-4-CN-Ph	O	445
400	H	Me	4-Cl-Ph	2,6-di-F-Ph	NH	334
401	H	Me	2-Cl-4-F-Ph	4-Cl-2,5-di-F-Ph	NH	386
402	H	Me	2-Br-4-F-Ph	4-Br-2,6-di-F-Ph	NH	474
403	H	Me	2-Cl-4-F-Ph	4-Br-2,6-di-Cl-Ph	NH	464
404	H	Me	2-Cl-4-F-Ph	2-Cl-4,5-di-F-Ph	NH	386
405	H	Me	2,4-di-F-Ph	2,4,6-tri-Cl-Ph	NH	404
406	H	Me	2,4-di-F-Ph	2-Br-4,6-di-F-Ph	NH	416
407	H	Me	2,4-di-F-Ph	4-Br-2-Cl-Ph	NH	414
408	H	Me	2-Br-4-F-Ph	4-Br-2,6-di-Cl-Ph	NH	508
409	H	Me	2-Br-4-F-Ph	4-Br-2-F-Ph	NH	458
410	H	Me	2-Cl-4-F-Ph	2,4,6-tri-Cl-Ph	NH	420
411	H	Me	2-Cl-4-F-Ph	2-Br-4,6-di-F-Ph	NH	432
412	H	Me	2-Cl-4-F-Ph	4-Br-2-Cl-Ph	NH	430
413	H	Me	2-Br-4-F-Ph	4-Br-2-Cl-Ph	NH	474

Cmpd No.	R <sup>1</sup>	R <sup>2</sup>	Q <sup>1</sup>	Q <sup>2</sup>	X	M.S
414	H	Me	2-Br-4-F-Ph	2,4,6-tri-Cl-Ph	NH	464
415	H	Me	2,4-di-F-Ph	4-F-2-I-Ph	NH	444
416	H	Me	2,4-di-F-Ph	2,4,6-tri-Me-Ph	NH	342
417	H	Me	2-Cl-4-F-Ph	4-Cl-2,5-di-F-Ph	NH	386
418	H	Me	2-Cl-4-F-Ph	2-Cl-4,5-di-F-Ph	NH	386
419	H	Me	2-Cl-4-F-Ph	2,4-di-F-Ph	CHOAc	409
420	H	Me	2-Cl-4-F-Ph	pyridin-2-yl	CHOH	332
421	H	Me	2-Cl-4-F-Ph	4-Cl-2-F-Ph	CHOH	384
422	H	Me	2-Cl-4-F-Ph	2,4,6-tri-F-Ph	CHOH	385
423	H	Me	2-Cl-4-F-Ph	2-F-4-CN-Ph	CHOH	374
424	H	Me	2,4-di-F-Ph	4-Cl-2-F-6-I-Ph	NH	478
425	H	Me	2-Cl-4- (OCH <sub>2</sub> CH <sub>2</sub> CH <sub>2</sub> NHMe)- Ph	2,4-di-F-Ph	NH	421
426	H	Me	2-Cl-4- (OCH <sub>2</sub> CH <sub>2</sub> CH <sub>2</sub> OMe)-Ph	2,4-di-F-Ph	NH	422
427	H	Et	2-Cl-4-F-Ph	2,4-di-F-Ph	NH	366
428	H	Et	2-Cl-4-F-Ph	2,4-di-F-Ph	CHOH	382

\* <sup>1</sup>H NMR data found in Index Table B

\*\* AP<sup>+</sup> data or <sup>1</sup>H NMR data found in the Synthesis Examples

\*\*\* MP data found in Index Table C

5

### INDEX TABLE B

Cmpd No.	<sup>1</sup> H NMR Data (CDCl <sub>3</sub> solution unless indicated otherwise) <sup>a</sup>
3	δ 7.11 (m, 1H), 6.99 (m, 1H), 6.75–6.85 (m, 3H), 6.58 (m, 1H), 6.40 (m, 1H), 3.58 (s, 3H), 3.07 (s, 3H), 2.21 (s, 3H).

<sup>a</sup> <sup>1</sup>H NMR data are in ppm downfield from tetramethylsilane. Couplings are designated by (s)-singlet and (m)-multiplet.

10

### INDEX TABLE C

Cmpd No.	Melting Point <sup>b</sup>	Cmpd No.	Melting Point	Cmpd No.	Melting Point
110	85–87	197	115–117	271	132–135
111	165–167	198	106–108	272	132–134

Cmpd No.	Melting Point <sup>b</sup>	Cmpd No.	Melting Point	Cmpd No.	Melting Point
112	80–82	199	134–136	273	152–153
113	135–137	200	139–141	274	141–143
114	147–149	201	109–111	275	168–171
115	168–170	207	57–59	276	115–117
123	171–173	209	92–96	277	131–134
124	135–137	210	73–77	278	112–114
125	138–140	211	110–114	281	49–52
126	142–144	212	130–134	289	148–150
129	127–130	214	105–107	290	181–183
130	129–131	215	90–92	291	146–149
131	129–133	216	152–154	293	116–118
133	160–162	217	72–76	294	113–115
134	228–230	218	112–117	300	178–180
135	112–117	224	132–135	301	168–170
136	152–154	225	123–126	304	186–191
137	165–167	226	139–141	305	101–105
138	171–173	227	99–102	306	134–138
142	186–188	228	133–135	307	161–166
143	93–95	229	144–146	308	142–145
144	176–178	231	108–110	309	118–123
145	142–144	242	91–93	327	118–120
146	145–147	243	82–84	329	98–100
147	60–62	244	95–97	333	177–179
151	150–158	245	73–75	334	117–119
156	107–114	246	182–184	337	186–188
157	96–101	247	156–158	339	135–136
164	106–110	249	83–87	340	137–139
165	111–113	250	126–129	341	151–153
178	110–112	256	171–173	353	169–171
179	105–107	257	172–174	354	111–113
180	130–132	258	121–124	355	90–92
186	78–84	259	97–100	363	229–231
187	107–113	268	178–180	391	181–183
194	133–135	269	80–85	392	155–157
195	98–100	270	172–176		

<sup>b</sup> Melting point data are °C.



### BIOLOGICAL EXAMPLES OF THE INVENTION

General protocol for preparing test suspensions for Tests A–J: the test compounds were first dissolved in acetone in an amount equal to 3% of the final volume and then suspended at the desired concentration (in ppm) in acetone and purified water (50/50 mix by volume) containing 250 ppm of the surfactant Trem<sup>®</sup> 014 (polyhydric alcohol esters). The resulting test suspensions were then used in Tests A–J. Spraying a 200 ppm test suspension to the point of run-off on the test plants was the equivalent of a rate of 500 g/ha. Unless otherwise indicated, the rating values indicate a 200 ppm test suspension was used. (An asterisk “\*” next to the rating value indicates a 40 ppm test suspension was used.)

#### TEST A

Grape seedlings were inoculated with a spore suspension of *Plasmopara viticola* (the causal agent of grape downy mildew) and incubated in a saturated atmosphere at 20 °C for 24 h. After a short drying period, the test suspension was sprayed to the point of run-off on the grape seedlings and then moved to a growth chamber at 20 °C for 4 days, after which time the test units were placed back into a saturated atmosphere at 20 °C for 24 h. Upon removal, visual disease ratings were made.

#### TEST B

The test suspension was sprayed to the point of run-off on tomato seedlings. The following day the seedlings were inoculated with a spore suspension of *Botrytis cinerea* (the causal agent of tomato Botrytis) and incubated in saturated atmosphere at 20 °C for 48 h, and then moved to a growth chamber at 24 °C for 3 additional days, after which time visual disease ratings were made.

#### TEST C

The test suspension was sprayed to the point of run-off on tomato seedlings. The following day the seedlings were inoculated with a spore suspension of *Alternaria solani* (the causal agent of tomato early blight) and incubated in a saturated atmosphere at 27 °C for 48 h, and then moved to a growth chamber at 20 °C for 5 days, after which time visual disease ratings were made.

#### TEST D

The test suspension was sprayed to the point of run-off on tomato seedlings. The following day the seedlings were inoculated with a spore suspension of *Phytophthora infestans* (the causal agent of tomato late blight) and incubated in a saturated atmosphere at 20 °C for 24 h, and then moved to a growth chamber at 20 °C for 5 days, after which time visual disease ratings were made.

153

TEST E

The test suspension was sprayed to the point of run-off on creeping bent grass (*Agrostis* sp.) seedlings. The following day the seedlings were inoculated with a bran and mycelial slurry of *Rhizoctonia solani* (the causal agent of turf brown patch) and incubated in a saturated atmosphere at 27 °C for 48 h, and then moved to a growth chamber at 27 °C for 3 days, after which time disease ratings were made.

TEST F

The test suspension was sprayed to the point of run-off on wheat seedlings. The following day the seedlings were inoculated with a spore suspension of *Septoria nodorum* (the causal agent of *Septoria* glume blotch) and incubated in a saturated atmosphere at 24 °C for 48 h, and then moved to a growth chamber at 20 °C for 6 days, after which time visual disease ratings were made.

TEST G

The test suspension was sprayed to the point of run-off on wheat seedlings. The following day the seedlings were inoculated with a spore suspension of *Septoria tritici* (the causal agent of wheat leaf blotch) and incubated in saturated atmosphere at 24 °C for 48 h, and then the seedlings were moved to a growth chamber at 20 °C for 19 additional days, after which time visual disease ratings were made.

TEST H

Wheat seedlings were inoculated with a spore suspension of *Puccinia recondita* f. sp. *tritici* (the causal agent of wheat leaf rust) and incubated in a saturated atmosphere at 20 °C for 24 h, and then moved to a growth chamber at 20 °C for 2 days. At the end of this time the test suspension was sprayed to the point of run-off, and then the seedlings were moved to a growth chamber at 20 °C for 6 days after which time visual disease ratings were made.

TEST I

The test suspension was sprayed to the point of run-off on wheat seedlings. The following day the seedlings were inoculated with a spore suspension of *Puccinia recondita* f. sp. *tritici* (the causal agent of wheat leaf rust) and incubated in a saturated atmosphere at 20 °C for 24 h, and then moved to a growth chamber at 20 °C for 7 days, after which time visual disease ratings were made.

TEST J

The test suspension was sprayed to the point of run-off on wheat seedlings. The following day the seedlings were inoculated with a spore dust of *Erysiphe graminis* f. sp. *tritici*, (the causal agent of wheat powdery mildew) and incubated in a growth chamber at 20 °C for 8 days, after which time visual disease ratings were made.

Results for Tests A–J are given in Table A. In the Table, a rating of 100 indicates 100% disease control and a rating of 0 indicates no disease control (relative to the controls). A dash (–) indicates no test results.

TABLE A

Cmpd No.	Test A	Test B	Test C	Test D	Test E	Test F	Test G	Test H	Test I	Test J
1	0	99	0	0	47	0	99	-	0	98
2	8	1	0	0	0	0	0	-	0	0
3	6	0	25	9	0	0	13	-	0	99
4	29	87	46	0	0	0	98	-	53	97
5	36	0	25	0	0	0	0	-	0	0
6	65	10	23	0	0	0	0	-	0	93
7	29	99	0	0	63	0	100	-	74	92
8	55	99	54	0	99	0	100	-	97	99
9	-	99	0	0	55	0	100	-	98	97
10	-	47	0	0	0	0	0	-	0	0
11	-	99	99	0	99	0	100	-	99	100
12	-	99	93	0	99	0	100	-	99	100
13	-	99	100	0	98	64	100	-	100	99
14	-	98	0	-	-	0	99	-	99	98
15	-	99	67	-	-	73	99	-	98	99
16	-	60	0	-	-	0	47	48	28	0
17	-	100	100	-	-	93	97	96	100	100
18	-	99	100	-	-	99	95	99	100	100
19	-	100	85	-	-	0	96	0	92	98
20	-	100	99	-	-	100	100	79	100	99
21	-	98	100	-	-	97	-	-	100	99
22	-	90	85	-	-	90	94	9	94	100
23	-	98	100	-	-	99	93	92	100	100
24	-	98	100	-	-	0	94	9	97	100
25	-	100	0	-	-	0	100	0	94	79
26	-	99	83	-	-	0	100	0	99	100
27	-	99	88	-	-	0	95	0	25	87
28	-	99	0	-	-	0	96	7	91	0
29	-	94	0	-	-	0	98	0	46	0
30	-	7	0	-	-	0	41	0	79	0
31	-	99*	98*	-	-	0*	47*	15*	79*	60*
32	-	99	0	-	-	0	96	0	99	97
33	-	0	0	-	-	0	95	0	18	0

Cmpd No.	Test A	Test B	Test C	Test D	Test E	Test F	Test G	Test H	Test I	Test J
34	-	100*	97*	-	-	0*	96*	0*	76*	0*
35	-	100	0	-	-	0	95	0	97	100
36	-	100	0	-	-	0	96	0	96	98
37	0	0	0	0	0	0	3	-	0	0
38	-	99	9	-	-	0	97	0	99	99
39	-	100	99	-	-	0	99	99	99	99
40	-	99	0	-	-	0	94	92	99	99
41	-	100	99	-	-	90	94	0	100	99
42	-	100	0	-	-	0	93	0	94	82
43	-	76	0	-	-	0	97	66	82	99
44	-	82	0	-	-	0	96	7	9	0
45	-	100	100	-	-	100	100	7	100	100
46	-	99	100	-	-	99	100	37	100	99
47	-	100*	87*	-	-	0*	99*	37*	96*	99*
48	-	100	78	-	-	0	99	0	98	98
49	-	100	17	-	-	35	99	0	89	79
50	-	99	57	-	-	0	100	0	98	99
51	-	100	0	-	-	0	100	0	89	78
52	-	54	0	-	-	0	97	0	92	64
53	-	0	0	-	-	0	0	0	0	0
54	-	96	0	-	-	0	41	0	95	95
55	-	6	0	-	-	0	98	0	41	73
56	-	43	0	-	-	0	99	0	28	64
57	-	98	0	-	-	0	94	85	85	0
58	-	98	100	-	-	89	98	82	100	100
59	-	94	0	-	-	0	88	0	68	0
60	-	75	0	-	-	0	97	59	79	0
61	-	97	0	-	-	0	99	0	38	73
62	-	99	98	-	-	84	98	98	99	99
63	-	0	0	-	-	0	0	0	0	0
64	-	97	80	-	-	0	100	0	95	98
65	-	0	0	-	-	0	1	0	58	0
66	-	100	99	-	-	0	100	6	100	99
67	-	95	0	-	-	0	99	24	95	86
68	-	0	0	-	-	0	0	6	0	0
69	-	100	73	-	-	60	99	91	99	100
70	-	99	0	-	-	0	99	41	85	98

Cmpd No.	Test A	Test B	Test C	Test D	Test E	Test F	Test G	Test H	Test I	Test J
71	-	93	0	-	-	0	96	0	91	67
72	-	0	0	-	-	0	0	59	0	0
73	-	100	99	-	-	64	100	88	100	99
74	-	0	0	-	-	0	25	4	0	0
75	-	100	98	-	-	98	99	95	99	97
76	-	100	0	-	-	0	98	6	0	0
77	-	99	0	-	-	0	95	6	97	0
78	-	99	82	-	-	0	98	0	89	91
79	-	99	0	-	-	0	99	0	55	0
80	-	100	0	-	-	0	99	18	86	89
81	-	97	0	-	-	0	0	0	27	0
82	-	100	100	-	-	40	99	0	68	13
83	-	100	100	-	-	89	99	99	96	94
84	-	100	100	-	-	78	100	98	100	99
85	-	0	0	-	-	0	17	0	19	0
86	-	0	0	-	-	0	48	0	0	0
87	-	100	100	-	-	95	98	85	99	100
88	-	100	100	-	-	99	98	95	99	100
89	-	99	0	-	-	0	99	0	0	97
90	-	99	95	-	-	84	100	0	98	100
91	-	100	99	-	-	95	99	0	100	100
92	-	100	100	-	-	99	100	41	99	100
93	-	41	0	-	-	0	77	0	9	0
94	-	99	70	-	-	29	98	0	9	0
95	-	99	16	-	-	0	97	0	0	0
96	-	99	99	-	-	99	100	9	99	100
97	-	100	99	-	-	95	100	0	99	99
98	-	100	17	-	-	69	100	26	99	99
99	-	100	99	-	-	100	99	40	100	100
100	-	38	0	-	-	0	48	0	41	0
101	-	100	99	-	-	100	100	99	99	100
102	-	100	100	-	-	98	99	0	100	98
103	-	100	64	-	-	0	95	0	91	0
104	-	100	99	-	-	97	99	99	99	100
105	-	23	0	-	-	0	73	9	0	72
106	-	100	99	-	-	90	100	82	99	100
107	-	99*	0*	-	-	0*	99*	8*	24*	0*

Cmpd No.	Test A	Test B	Test C	Test D	Test E	Test F	Test G	Test H	Test I	Test J
108	-	97	0	-	-	0	98	0	16	97
109	-	100	99	-	-	97	100	99	100	100
110	-	99	66	-	-	98	99	0	97	94
111	-	99	75	-	-	90	99	0	97	99
112	-	100	98	-	-	99	99	53	100	100
113	-	99	47	-	-	0	100	8	95	48
114	-	99	24	-	-	69	99	8	99	84
115	-	99	0	-	-	0	100	0	91	0
116	-	100	94	-	-	73	100	16	97	99
117	-	99	97	-	-	82	100	11	98	97
118	-	100	100	-	-	98	100	99	100	99
119	-	100	0	-	-	0	100	16	99	96
120	-	100	99	-	-	94	100	0	99	99
121	-	100	86	-	-	82	99	83	100	97
122	-	0	0	-	-	0	0	11	0	0
123	-	99	0	-	-	40	99	-	80	0
124	-	100	78	-	-	60	99	-	96	94
125	-	100	67	-	-	60	99	-	92	0
126	-	99	96	-	-	60	100	0	94	0
127	-	70	0	-	-	0	99	0	68	0
128	-	100	100	-	-	97	99	66	100	100
129	-	99	0	-	-	0	96	0	0	0
130	-	97	0	-	-	0	99	0	19	0
131	-	99	0	-	-	0	98	0	86	94
132	-	99	0	-	-	0	100	0	94	92
133	-	100	100	-	-	60	99	0	100	94
134	-	99	0	-	-	0	99	0	41	0
135	-	0	0	-	-	0	97	16	74	95
136	-	99	71	-	-	86	99	0	99	100
137	-	96	97	-	-	78	99	8	100	100
138	-	99	96	-	-	84	99	38	100	98
139	-	100	86	-	-	100	100	69	99	100
140	-	99	94	-	-	87	99	0	96	97
141	-	99	99	-	-	98	100	0	99	100
142	-	33	13	-	-	20	99	0	95	90
143	-	99	99	-	-	100	100	63	100	100
144	-	99	9	-	-	40	99	0	98	91

Cmpd No.	Test A	Test B	Test C	Test D	Test E	Test F	Test G	Test H	Test I	Test J
145	-	96	98	-	-	100	100	88	100	100
146	-	99	0	-	-	0	99	0	97	56
147	-	99	88	-	-	100	100	0	98	92
148	-	99	99	-	-	100	100	61	100	99
149	-	100	98	-	-	100	100	99	100	100
150	-	19	0	-	-	60	7	0	74	50
151	-	99	9	-	-	0	96	0	54	64
152	-	100	82	-	-	87	99	9	97	99
153	-	100	0	-	-	73	100	0	96	98
154	-	99	99	-	-	97	100	41	100	100
155	-	100	99	-	-	100	100	92	100	99
156	-	94	0	-	-	0	73	0	41	47
157	-	0	0	-	-	0	0	0	54	73
158	-	100	0	-	-	0	99	18	99	98
159	-	99	0	-	-	0	100	74	99	100
160	-	98	99	-	-	0	99	8	100	100
161	-	98	100	-	-	0	100	95	100	98
162	-	99	0	-	-	0	99	8	98	94
163	-	0	9	-	-	0	83	0	88	0
164	-	49	57	-	-	0	99	15	9	97
165	-	0	0	-	-	0	52	8	0	99
166	-	0	0	-	-	0	97	0	68	96
167	-	75	0	-	-	0	0	0	0	0
168	-	14	0	-	-	0	33	0	0	0
169	-	24	0	-	-	0	85	0	0	0
170	-	100	99	-	-	99	98	0	100	99
171	-	100	97	-	-	0	97	68	99	100
172	-	100	100	-	-	87	100	0	99	100
173	-	100	86	-	-	0	98	0	83	100
174	-	100	99	-	-	0	96	0	97	99
175	-	100	99	-	-	82	96	93	99	100
176	-	100	71	-	-	0	96	0	68	100
177	-	100	100	-	-	73	98	0	83	100
178	-	100	100	-	-	80	98	0	83	100
179	-	100	99	-	-	73	95	0	93	100
180	-	100	99	-	-	0	98	0	68	100
181	-	94	44	-	-	0	100	0	60	98

Cmpd No.	Test A	Test B	Test C	Test D	Test E	Test F	Test G	Test H	Test I	Test J
182	-	97	99	-	-	87	100	0	95	99
183	-	97	100	-	-	67	99	27	94	99
184	-	97	0	-	-	0	99	0	82	98
185	-	0	0	-	-	0	100	0	74	98
186	-	0	0	-	-	0	99	0	54	93
187	-	33	0	-	-	0	20	0	9	13
188	-	87	0	-	-	0	100	0	97	97
189	-	99	100	-	-	80	100	99	99	98
190	-	99	99	-	-	80	100	94	100	99
191	-	98	100	-	-	0	100	0	97	99
192	-	97	100	-	-	73	100	0	99	99
193	-	99	100	-	-	0	100	32	99	100
194	-	97	86	-	-	0	99	0	91	99
195	-	100	97	-	-	60	100	0	98	97
196	-	99	94	-	-	73	100	9	98	98
197	-	97	0	-	-	95	99	0	79	96
198	-	97	68	-	-	0	100	0	94	97
199	-	99	86	-	-	0	99	0	68	98
200	-	82	0	-	-	0	97	0	0	94
201	-	99	97	-	-	20	100	18	97	99
202	-	99	0	-	-	0	99	0	28	99
203	-	99	0	-	-	0	98	0	96	100
204	-	100*	77*	-	-	0*	99*	0*	86*	99*
205	-	100	17	-	-	0	99	0	91	100
206	-	99	99	-	-	84	99	41	99	100
207	-	100	93	-	-	64	100	0	99	100
208	-	100	100	-	-	99	100	0	99	99
209	-	0	0	-	-	0	0	0	0	97
210	-	0	0	-	-	0	100	99	94	99
211	-	77	0	-	-	0	99	0	17	96
212	-	0	17	-	-	-	98	0	-	-
213	-	97	30	-	-	0	85	94	96	100
214	-	98	51	-	-	0	100	9	99	100
215	-	89	0	-	-	0	98	0	94	99
216	-	96	0	-	-	0	76	0	26	99
217	-	75	0	-	-	0	83	40	79	99
218	-	94	0	-	-	0	99	17	92	87



Cmpd No.	Test A	Test B	Test C	Test D	Test E	Test F	Test G	Test H	Test I	Test J
219	-	70	0	-	-	0	0	17	0	0
220	-	98	97	-	-	40	98	40	99	100
221	-	98	94	-	-	82	100	17	99	100
222	-	99	99	-	-	0	100	88	99	100
223	-	96	9	-	-	99	100	0	100	100
224	-	99	51	-	-	0	100	17	91	100
225	-	65	0	-	-	0	99	0	79	98
226	-	99	0	-	-	0	96	28	91	100
227	-	87	0	-	-	0	99	0	74	98
228	-	99	99	-	-	0	99	0	80	99
229	-	99	17	-	-	0	99	0	91	98
230	-	99	99	-	-	0	100	0	97	100
231	-	98	34	-	-	0	100	0	86	100
232	-	100	99	-	-	99	100	0	100	100
233	-	100	99	-	-	99	100	0	100	100
234	-	99	0	-	-	0	99	0	92	84
235	-	84	0	-	-	0	17	0	0	79
236	-	97	0	-	-	0	96	0	68	97
237	-	99	0	-	-	0	97	0	68	97
238	-	99	0	-	-	0	0	53	9	43
239	-	99	95	-	-	0	67	0	68	100
240	-	100	99	-	-	0	99	0	99	100
241	-	99	99	-	-	0	100	97	100	100
242	-	99	37	-	-	0	100	0	91	100
243	-	100	64	-	-	0	100	0	97	100
244	-	82	0	-	-	0	91	0	0	96
245	-	90	0	-	-	0	97	0	68	93
246	-	99	51	-	-	0	100	0	80	100
247	-	100	99	-	-	60	100	0	99	100
248	-	99	26	-	-	73	100	0	99	100
249	-	40	0	-	-	0	99	0	96	100
250	-	98	0	-	-	0	77	0	86	100
251	-	99	0	-	-	0	98	0	86	100
252	-	100	97	-	-	0	100	0	100	100
253	-	99	0	-	-	0	0	0	0	76
254	-	100	0	-	-	0	84	0	0	64
255	-	100	0	-	-	0	0	0	0	39

Cmpd No.	Test A	Test B	Test C	Test D	Test E	Test F	Test G	Test H	Test I	Test J
256	-	99	99	-	-	96	100	0	99	100
257	-	100	99	-	-	0	100	0	97	98
258	-	41	9	-	-	0	89	0	68	90
259	-	98	9	-	-	0	100	0	86	97
260	-	0	0	-	-	0	0	0	0	0
261	-	0	0	-	-	0	0	0	0	47
262	-	99	51	-	-	0	0	0	68	99
263	-	100	98	-	-	0	100	0	98	100
264	-	100	98	-	-	0	92	0	99	98
265	-	100	99	-	-	78	100	90	100	100
266	-	100	100	-	-	98	100	0	100	100
267	-	100	79	-	-	60	100	0	96	93
268	-	95	93	-	-	0	99	0	74	0
269	-	80	0	-	-	0	67	8	0	0
270	-	92	86	-	-	0	91	8	0	81
271	-	100	99	-	-	99	100	0	99	98
272	-	100	97	-	-	99	99	0	99	99
273	-	0	0	-	-	0	72	0	27	43
274	-	8	0	-	-	0	96	8	0	69
275	-	97	46	-	-	0	99	8	97	99
276	-	100	99	-	-	98	100	31	100	100
277	-	100	0	-	-	0	100	0	96	98
278	-	99	0	-	-	0	99	0	82	100
279	-	100	99	-	-	0	100	8	98	100
280	-	99	0	-	-	0	96	8	18	87
281	-	98	44	-	-	0	-	0	94	98
282	-	99	98	-	-	0	-	0	99	100
283	-	99	65	-	-	0	-	9	99	100
284	-	99	99	-	-	100	-	28	100	100
285	-	98	0	-	-	60	-	9	99	99
286	-	98*	85*	-	-	60*	-	100*	100*	100*
288	9	99	52	0	92	0	-	-	74	92
289	-	100	0	-	-	0	99	0	96	97
290	-	100	99	-	-	87	100	0	100	100
291	-	99	0	-	-	0	98	0	85	43
292	-	100	99	-	-	96	100	92	100	100
293	0	97	47	0	99	0	-	-	94	99

Cmpd No.	Test A	Test B	Test C	Test D	Test E	Test F	Test G	Test H	Test I	Test J
294	0	98	0	0	80	0	-	-	0	84
296	-	99	0	-	-	0	100	0	99	-
297	-	100	99	-	-	90	100	0	100	100
298	-	100	93	-	-	87	100	0	100	100
299	-	100	95	-	-	51		41	100	100
300	-	100	99	-	-	82	100	9	99	100
301	-	99	87	-	-	87	100	0	98	99
302	-	99*	0*	-	-	0*	99*	0*	18*	97*
303	-	99	0	-	-	0	98	0	92	71
304	-	0	0	-	0	0	16	-	0	0
305	-	99	99	-	-	94	100	0	99	99
306	-	7	0	-	-	0	93	0	28	64
307	-	0	0	-	-	0	0	0	0	0
308	-	81	0	-	-	0	98	9	100	0
309	-	97	61	-	92	60	100	-	0	99
310	-	100	99	-	-	99	100	0	99	96
311	-	100	0	-	-	60	100	0	99	91
313	-	100	97	-	-	51	100	91	100	100
314	-	100	95	-	-	0	100	94	100	100
315	-	99	99	-	-	0	100	0	96	100
316	-	99	0	-	-	0	-	9	99	96
318	-	99	0	-	-	0	100	0	97	89
319	-	92	88	-	-	100	100	0	99	95
320	-	99	67	-	-	0	100	0	99	98
321	-	100	99	-	-	78	100	9	99	100
322	-	100	93	-	-	0	100	99	100	100
323	-	98	0	-	-	0	98	0	94	-
324	-	99	83	-	-	0	100	63	99	99
325	-	100	0	-	-	0	100	0	97	99
326	8	99	99	0	99	73	100	-	99	94
327	-	99	0	-	-	0	100	0	96	99
328	-	100	86	-	-	0	100	0	98	100
329	-	100	99	-	-	69	100	0	100	100
331	-	100	80	-	-	73	100	8	100	97
333	-	100	0	-	-	0	100	9	74	0
334	-	100	0	-	-	0	100	0	97	100
336	-	100	97	-	-	95	100	94	100	99

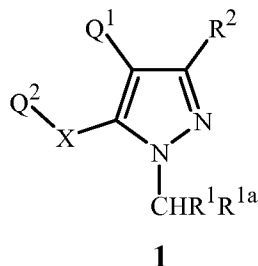
Cmpd No.	Test A	Test B	Test C	Test D	Test E	Test F	Test G	Test H	Test I	Test J
337	-	99	0	-	-	0	99	9	41	98
338	-	100	37	-	-	40	100	8	100	99
339	-	100	0	-	-	0	100	0	98	100
340	-	99	0	-	-	0	100	0	91	100
341	-	99	0	-	-	0	99	0	99	93
342	-	100	33	-	-	99	100	0	100	100
343	-	100	100	-	-	97	100	91	100	100
344	-	100	40	-	-	87	100	62	100	100
345	-	0	0	-	-	0	67	0	9	0
348	-	100	80	-	-	94	100	19	100	100
350	-	99	9	-	-	0	-	9	96	0
351	-	100	99	-	-	92	-	96	100	99
353	-	97	17	-	-	0	99	3	99	99
354	-	99	0	-	-	0	100	82	98	100
355	-	99	0	-	-	0	100	3	91	0
356	-	100	0	-	-	0	-	100	100	0
357	-	100	86	-	-	87	100	0	99	100
358	-	99	0	-	-	0	100	0	97	97
359	-	100	99	-	-	97	100	0	100	99
360	-	100	97	-	-	95	100	79	100	100
361	-	100	90	-	-	0	100	0	100	100
362	-	100	0	-	-	0	100	0	96	96
363	-	65	0	-	-	0	99	0	96	43
364	-	99	97	-	-	88	100	0	99	100
365	-	100	99	-	-	64	100	74	100	100
366	-	100	58	-	-	0	100	9	99	100
367	-	100	100	-	-	100	-	100	100	100
369	-	100	66	-	-	0	-	17	100	99
389	-	100	9	-	-	0	-	68	98	99
391	-	100	99	-	-	73	-	31	99	99
403	-	99	0	-	-	0	-	99	100	99

"Cmpd No." means compound number and refers to the same compound number as in Index Table A.

CLAIMS

What is claimed is:

1. A compound selected from Formula 1, *N*-oxides and salts thereof,



5 wherein

10  $Q^1$  is a phenyl ring or a naphthalenyl ring system, each ring or ring system optionally substituted with up to 5 substituents independently selected from  $R^3$ ; or a 5- to 6-membered fully unsaturated heterocyclic ring or an 8- to 10-membered heteroaromatic bicyclic ring system, each ring or ring system containing ring members selected from carbon atoms and up to 4 heteroatoms independently selected from up to 2 O, up to 2 S and up to 4 N atoms, wherein up to 3 carbon ring members are independently selected from C(=O) and C(=S), and the sulfur atom ring members are independently selected from  $S(=O)_u(=NR^{14})_v$ , each ring or ring system optionally substituted with up to 5 substituents independently selected from  $R^3$  on carbon atom ring members and selected from cyano,  $C_1-C_6$  alkyl,  $C_2-C_6$  alkenyl,  $C_2-C_6$  alkynyl,  $C_3-C_6$  cycloalkyl,  $C_1-C_6$  alkoxy,  $C_2-C_6$  alkoxyalkyl,  $C_2-C_6$  alkylcarbonyl,  $C_2-C_6$  alkoxyalkyl,  $C_2-C_6$  alkylaminoalkyl and  $C_3-C_6$  dialkylaminoalkyl on nitrogen atom ring members;

15  $Q^2$  is a phenyl ring or a naphthalenyl ring system, each ring or ring system optionally substituted with up to 5 substituents independently selected from  $R^3$ ; or a 5- to 6-membered saturated, partially unsaturated or fully unsaturated heterocyclic ring or an 8- to 10-membered heteroaromatic bicyclic ring system, each ring or ring system containing ring members selected from carbon atoms and up to 4 heteroatoms independently selected from up to 2 O, up to 2 S and up to 4 N atoms, wherein up to 3 carbon ring members are independently selected from C(=O) and C(=S), and the sulfur atom ring members are independently selected from  $S(=O)_u(=NR^{14})_v$ , each ring or ring system optionally substituted with up to 5 substituents independently selected from  $R^3$  on carbon atom ring members and selected from cyano,  $C_1-C_6$  alkyl,  $C_2-C_6$  alkenyl,  $C_2-C_6$  alkynyl,  $C_3-C_6$  cycloalkyl,  $C_1-C_6$  alkoxy,  $C_2-C_6$  alkoxyalkyl,  $C_2-C_6$  alkylcarbonyl,  $C_2-C_6$  alkoxyalkyl,  $C_2-C_6$  alkylaminoalkyl and  $C_3-C_6$  dialkylaminoalkyl on nitrogen atom ring members; or  $C_1-C_{12}$  alkyl,  $C_2-C_{12}$  alkenyl,  $C_2-C_{12}$  alkynyl,

20  
25  
30

C<sub>3</sub>-C<sub>12</sub> cycloalkyl or C<sub>3</sub>-C<sub>12</sub> cycloalkenyl, each optionally substituted with up to 5 substituents independently selected from R<sup>3</sup>;

X is O, S(O)<sub>m</sub>, NR<sup>4</sup>, CR<sup>15</sup>R<sup>16</sup>, C(=O) or C(=S);

R<sup>1</sup> is H, halogen, C<sub>1</sub>-C<sub>6</sub> alkyl, C<sub>1</sub>-C<sub>6</sub> haloalkyl, C<sub>2</sub>-C<sub>4</sub> alkenyl, C<sub>2</sub>-C<sub>4</sub> alkynyl, C<sub>3</sub>-C<sub>7</sub> cycloalkyl, CO<sub>2</sub>R<sup>5</sup>, C(O)NR<sup>6</sup>R<sup>7</sup>, cyano, C<sub>1</sub>-C<sub>6</sub> alkoxy, C<sub>1</sub>-C<sub>6</sub> haloalkoxy or C<sub>2</sub>-C<sub>5</sub> alkoxyalkyl; or

R<sup>1</sup> is phenyl optionally substituted with up to 3 R<sup>8</sup>; or a five- or six-membered nitrogen-containing aromatic heterocycle optionally substituted with up to 3 substituents independently selected from R<sup>9a</sup> on carbon atom ring members and R<sup>9b</sup> on nitrogen atom ring members;

R<sup>1a</sup> is H; or

R<sup>1a</sup> and R<sup>1</sup> are taken together with the carbon atom to which they are attached to form a cyclopropyl ring optionally substituted with up to 2 substituents independently selected from halogen and methyl;

R<sup>2</sup> is CH<sub>3</sub>, CH<sub>2</sub>CH<sub>3</sub>, halogen, cyano, cyanomethyl, halomethyl, hydroxymethyl, methoxy or methylthio; or cyclopropyl optionally substituted with up to 2 substituents independently selected from halogen and methyl;

each R<sup>3</sup> is independently selected from halogen, cyano, nitro, amino, methylamino, dimethylamino, formylamino, C<sub>2</sub>-C<sub>3</sub> alkylcarbonylamino, C<sub>1</sub>-C<sub>4</sub> alkyl, C<sub>1</sub>-C<sub>4</sub> haloalkyl, C<sub>1</sub>-C<sub>3</sub> alkoxy, C<sub>1</sub>-C<sub>3</sub> haloalkoxy, C<sub>1</sub>-C<sub>3</sub> alkylthio, C<sub>1</sub>-C<sub>3</sub> haloalkylthio, C<sub>1</sub>-C<sub>3</sub> alkylsulfinyl, C<sub>1</sub>-C<sub>3</sub> haloalkylsulfinyl, C<sub>1</sub>-C<sub>3</sub> alkylsulfonyl, C<sub>1</sub>-C<sub>3</sub> haloalkylsulfonyl, C<sub>1</sub>-C<sub>2</sub> alkylsulfonyloxy, C<sub>1</sub>-C<sub>2</sub> haloalkylsulfonyloxy, C<sub>3</sub>-C<sub>4</sub> cycloalkyl, C<sub>3</sub>-C<sub>7</sub> cycloalkoxy, C<sub>4</sub>-C<sub>6</sub> alkylcycloalkyl, C<sub>4</sub>-C<sub>6</sub> cycloalkylalkyl, C<sub>3</sub>-C<sub>7</sub> halocycloalkyl, C<sub>2</sub>-C<sub>4</sub> alkenyl, C<sub>2</sub>-C<sub>4</sub> alkynyl, hydroxy, formyl, C<sub>2</sub>-C<sub>3</sub> alkylcarbonyl, C<sub>2</sub>-C<sub>3</sub> alkylcarbonyloxy, -SF<sub>5</sub>, -SCN, C(=S)NR<sup>19</sup>R<sup>20</sup> or -U-V-T;

R<sup>4</sup> is H, formyl, C<sub>2</sub>-C<sub>5</sub> alkenyl, C<sub>3</sub>-C<sub>5</sub> alkynyl, C<sub>3</sub>-C<sub>7</sub> cycloalkyl, -SO<sub>3</sub><sup>-</sup>M<sup>+</sup>, -S(=O)<sub>t</sub>R<sup>10</sup>, -(C=W)R<sup>11</sup>, NH<sub>2</sub> or OR<sup>21</sup>; or C<sub>1</sub>-C<sub>6</sub> alkyl or C<sub>1</sub>-C<sub>6</sub> haloalkyl, each optionally substituted with up to 2 R<sup>12</sup>;

R<sup>5</sup> is H, C<sub>1</sub>-C<sub>6</sub> alkyl or C<sub>1</sub>-C<sub>6</sub> haloalkyl;

R<sup>6</sup> and R<sup>7</sup> are independently selected from H, C<sub>1</sub>-C<sub>6</sub> alkyl, C<sub>1</sub>-C<sub>6</sub> haloalkyl, C<sub>3</sub>-C<sub>7</sub> cycloalkyl, C<sub>4</sub>-C<sub>8</sub> cycloalkylalkyl and C<sub>4</sub>-C<sub>8</sub> alkylcycloalkyl; or

R<sup>6</sup> and R<sup>7</sup> are taken together with the nitrogen atom to which they are connected to form a four- to seven-membered nonaromatic heterocyclic ring containing ring members, in addition to the connecting ring nitrogen atom, selected from carbon atoms and optionally up to one ring member selected from O, S(O)<sub>n</sub> and NR<sup>13</sup>;

each R<sup>8</sup>, R<sup>9a</sup> and R<sup>9b</sup> is independently selected from halogen, C<sub>1</sub>-C<sub>2</sub> alkyl, C<sub>1</sub>-C<sub>2</sub> haloalkyl, C<sub>1</sub>-C<sub>2</sub> alkoxy, C<sub>1</sub>-C<sub>2</sub> haloalkoxy, cyano, nitro, SCH<sub>3</sub>, S(O)CH<sub>3</sub> and S(O)<sub>2</sub>CH<sub>3</sub>;

R<sup>10</sup> is C<sub>1</sub>-C<sub>6</sub> alkyl or C<sub>1</sub>-C<sub>6</sub> haloalkyl;

5 each R<sup>11</sup> is independently C<sub>1</sub>-C<sub>6</sub> alkyl, C<sub>1</sub>-C<sub>6</sub> alkoxy, C<sub>2</sub>-C<sub>7</sub> alkoxyalkyl, C<sub>2</sub>-C<sub>7</sub> alkylaminoalkyl, C<sub>2</sub>-C<sub>8</sub> dialkylaminoalkyl, C<sub>1</sub>-C<sub>6</sub> alkylthio or C<sub>2</sub>-C<sub>7</sub> alkylthioalkyl;

each R<sup>12</sup> is independently C<sub>3</sub>-C<sub>7</sub> cycloalkyl, C<sub>1</sub>-C<sub>4</sub> alkoxy, C<sub>1</sub>-C<sub>4</sub> haloalkoxy, C<sub>1</sub>-C<sub>4</sub> alkylthio, C<sub>1</sub>-C<sub>4</sub> alkylsulfinyl, C<sub>1</sub>-C<sub>4</sub> alkylsulfonyl or cyano;

10 R<sup>13</sup> is H, C<sub>1</sub>-C<sub>3</sub> alkyl or C<sub>2</sub>-C<sub>3</sub> haloalkyl;

each R<sup>14</sup> is independently H, cyano, C<sub>1</sub>-C<sub>3</sub> alkyl or C<sub>1</sub>-C<sub>3</sub> haloalkyl;

R<sup>15</sup> is H, C<sub>1</sub>-C<sub>4</sub> alkyl or OR<sup>18</sup>;

R<sup>16</sup> is C<sub>1</sub>-C<sub>4</sub> alkyl or OR<sup>18</sup>; or

R<sup>15</sup> and R<sup>16</sup> are taken together as -OCH<sub>2</sub>CH<sub>2</sub>O-;

15 each R<sup>18</sup> is independently H, formyl, C<sub>3</sub>-C<sub>7</sub> cycloalkyl, -SO<sub>3</sub><sup>-</sup>M<sup>+</sup> or -(C=W)R<sup>11</sup>; or C<sub>1</sub>-C<sub>6</sub> alkyl or C<sub>1</sub>-C<sub>6</sub> haloalkyl, each optionally substituted with up to 2 R<sup>12</sup>;

each R<sup>19</sup> and R<sup>20</sup> is independently H or CH<sub>3</sub>;

R<sup>21</sup> is H, formyl, C<sub>3</sub>-C<sub>7</sub> cycloalkyl, -SO<sub>3</sub><sup>-</sup>M<sup>+</sup> or -(C=W)R<sup>11</sup>; or C<sub>1</sub>-C<sub>6</sub> alkyl or C<sub>1</sub>-C<sub>6</sub> haloalkyl, each optionally substituted with up to 2 R<sup>12</sup>;

20 each U is independently O, S(=O)<sub>w</sub>, NR<sup>22</sup> or a direct bond;

each V is independently C<sub>1</sub>-C<sub>6</sub> alkylene, C<sub>2</sub>-C<sub>6</sub> alkenylene, C<sub>3</sub>-C<sub>6</sub> alkynylene, C<sub>3</sub>-C<sub>6</sub> cycloalkylene or C<sub>3</sub>-C<sub>6</sub> cycloalkenylene, wherein up to 3 carbon atoms are independently selected from C(=O), each optionally substituted with up to 5 substituents independently selected from halogen, cyano, nitro, hydroxy, C<sub>1</sub>-C<sub>6</sub> alkyl, C<sub>1</sub>-C<sub>6</sub> haloalkyl, C<sub>1</sub>-C<sub>6</sub> alkoxy and C<sub>1</sub>-C<sub>6</sub> haloalkoxy;

25 each T is independently cyano, NR<sup>23a</sup>R<sup>23b</sup>, OR<sup>24</sup> or S(=O)<sub>y</sub>R<sup>25</sup>

each R<sup>22</sup> is independently H, C<sub>1</sub>-C<sub>6</sub> alkyl, C<sub>1</sub>-C<sub>6</sub> haloalkyl, C<sub>2</sub>-C<sub>6</sub> alkylcarbonyl, C<sub>2</sub>-C<sub>6</sub> alkoxy carbonyl, C<sub>2</sub>-C<sub>6</sub> (alkylthio)carbonyl, C<sub>2</sub>-C<sub>6</sub> alkoxy(thiocarbonyl), C<sub>4</sub>-C<sub>8</sub> cycloalkylcarbonyl, C<sub>4</sub>-C<sub>8</sub> cycloalkoxy carbonyl, C<sub>4</sub>-C<sub>8</sub> (cycloalkylthio)carbonyl or C<sub>4</sub>-C<sub>8</sub> cycloalkoxy(thiocarbonyl);

30 each R<sup>23a</sup> and R<sup>23b</sup> is independently H, C<sub>1</sub>-C<sub>6</sub> alkyl, C<sub>1</sub>-C<sub>6</sub> haloalkyl, C<sub>2</sub>-C<sub>6</sub> alkenyl, C<sub>3</sub>-C<sub>6</sub> alkynyl, C<sub>3</sub>-C<sub>6</sub> cycloalkyl, C<sub>3</sub>-C<sub>6</sub> halocycloalkyl, C<sub>2</sub>-C<sub>6</sub> alkylcarbonyl, C<sub>2</sub>-C<sub>6</sub> alkoxy carbonyl, C<sub>2</sub>-C<sub>6</sub> (alkylthio)carbonyl, C<sub>2</sub>-C<sub>6</sub> alkoxy(thiocarbonyl), C<sub>4</sub>-C<sub>8</sub> cycloalkylcarbonyl, C<sub>4</sub>-C<sub>8</sub> cycloalkoxy carbonyl, C<sub>4</sub>-C<sub>8</sub> (cycloalkylthio)carbonyl or C<sub>4</sub>-C<sub>8</sub> cycloalkoxy(thiocarbonyl); or

35 a pair of R<sup>23a</sup> and R<sup>23b</sup> attached to the same nitrogen atom are taken together with the nitrogen atom to form a 3- to 6-membered heterocyclic ring, the ring optionally substituted with up to 5 substituents independently selected from R<sup>26</sup>;

each R<sup>24</sup> and R<sup>25</sup> is independently H, C<sub>1</sub>-C<sub>6</sub> alkyl, C<sub>1</sub>-C<sub>6</sub> haloalkyl, C<sub>2</sub>-C<sub>6</sub> alkenyl, C<sub>3</sub>-C<sub>6</sub> alkynyl, C<sub>3</sub>-C<sub>6</sub> cycloalkyl, C<sub>3</sub>-C<sub>6</sub> halocycloalkyl, C<sub>2</sub>-C<sub>6</sub> alkylcarbonyl, C<sub>2</sub>-C<sub>6</sub> alkoxy carbonyl, C<sub>2</sub>-C<sub>6</sub> (alkylthio)carbonyl, C<sub>2</sub>-C<sub>6</sub> alkoxy(thiocarbonyl), C<sub>4</sub>-C<sub>8</sub> cycloalkylcarbonyl, C<sub>4</sub>-C<sub>8</sub> cycloalkoxy carbonyl, C<sub>4</sub>-C<sub>8</sub> (cycloalkylthio)carbonyl or C<sub>4</sub>-C<sub>8</sub> cycloalkoxy(thiocarbonyl);

each R<sup>26</sup> is independently halogen, C<sub>1</sub>-C<sub>6</sub> alkyl, C<sub>1</sub>-C<sub>6</sub> haloalkyl or C<sub>1</sub>-C<sub>6</sub> alkoxy;

each W is independently O or S;

each M<sup>+</sup> is independently a cation;

m is 0, 1 or 2;

10 n is 0, 1 or 2;

t is 0, 1 or 2;

each u and v are independently 0, 1 or 2 in each instance of S(=O)<sub>u</sub>(=NR<sup>14</sup>)<sub>v</sub>, provided that the sum of u and v is 0, 1 or 2;

each w is independently 0, 1 or 2; and

15 each y is independently 0, 1 or 2;

provided that:

when Q<sup>2</sup> is a phenyl ring substituted on at least one ortho position with a substituent selected from -U-V-T wherein U is a direct bond, V is C(=O) and T is NR<sup>23a</sup>R<sup>23b</sup> or OR<sup>24</sup>, then X is other than NR<sup>4</sup>.

20 2. A compound of Claim 1 wherein:

Q<sup>1</sup> is phenyl, pyridinyl, pyrimidinyl, pyrazinyl or pyridazinyl, each substituted with from 1 to 4 substituents independently selected from R<sup>3</sup>; provided that when an R<sup>3</sup> substituent is located at a meta position, then said R<sup>3</sup> substituent is selected from F, Cl, Br and cyano;

25 Q<sup>2</sup> is phenyl, pyridinyl, pyrimidinyl, pyrazinyl or pyridazinyl, each substituted with 1, 2 or 3 substituents independently selected from R<sup>3</sup>, provided that when an R<sup>3</sup> substituent is located at a meta position, then said R<sup>3</sup> substituent is selected from F, Cl, Br and cyano;

X is O, NR<sup>4</sup>, C(=O) or CR<sup>15</sup>R<sup>16</sup>;

30 R<sup>1</sup> is H, halogen, C<sub>1</sub>-C<sub>6</sub> alkyl, C<sub>1</sub>-C<sub>6</sub> haloalkyl, CO<sub>2</sub>R<sup>5</sup>, C(O)NR<sup>6</sup>R<sup>7</sup>, cyano, C<sub>1</sub>-C<sub>6</sub> alkoxy, C<sub>1</sub>-C<sub>6</sub> haloalkoxy or C<sub>2</sub>-C<sub>5</sub> alkoxyalkyl;

R<sup>1a</sup> is H;

R<sup>2</sup> is CH<sub>3</sub>, CH<sub>2</sub>CH<sub>3</sub>, Cl or Br;

35 each R<sup>3</sup> is independently selected from halogen, cyano, nitro, amino, methylamino, dimethylamino, C<sub>1</sub>-C<sub>4</sub> alkyl, C<sub>1</sub>-C<sub>4</sub> haloalkyl, C<sub>1</sub>-C<sub>3</sub> alkoxy, C<sub>1</sub>-C<sub>3</sub> haloalkoxy, C<sub>1</sub>-C<sub>3</sub> alkylthio, C<sub>1</sub>-C<sub>3</sub> haloalkylthio, C<sub>1</sub>-C<sub>3</sub> alkylsulfinyl, C<sub>1</sub>-C<sub>3</sub> haloalkylsulfinyl, C<sub>1</sub>-C<sub>3</sub> alkylsulfonyl, C<sub>1</sub>-C<sub>3</sub> haloalkylsulfonyl, C<sub>3</sub>-C<sub>4</sub> cycloalkyl, C(=S)NH<sub>2</sub> and -U-V-T;



R<sup>4</sup> is H, formyl, C<sub>3</sub>-C<sub>7</sub> cycloalkyl or -SR<sup>10</sup>; or C<sub>1</sub>-C<sub>6</sub> alkyl or C<sub>1</sub>-C<sub>6</sub> haloalkyl, each optionally substituted with up to 2 R<sup>12</sup>;

R<sup>5</sup> is C<sub>1</sub>-C<sub>6</sub> alkyl;

R<sup>6</sup> is H or C<sub>1</sub>-C<sub>6</sub> alkyl;

5 R<sup>7</sup> is H, C<sub>1</sub>-C<sub>6</sub> alkyl, C<sub>1</sub>-C<sub>6</sub> haloalkyl or C<sub>4</sub>-C<sub>8</sub> alkylcycloalkyl; or

R<sup>6</sup> and R<sup>7</sup> are taken together with the nitrogen atom to which they are connected to form a four- to seven-membered nonaromatic heterocyclic ring containing ring members, in addition to the connecting nitrogen atom, selected from carbon atoms and up to one ring member selected from O and NR<sup>13</sup>;

10 each R<sup>12</sup> is independently C<sub>3</sub>-C<sub>7</sub> cycloalkyl, C<sub>1</sub>-C<sub>4</sub> alkoxy or cyano;

R<sup>13</sup> is H or CH<sub>3</sub>;

R<sup>15</sup> is H or CH<sub>3</sub>; and

R<sup>16</sup> is OR<sup>18</sup>.

3. A compound of Claim 2 wherein

15 Q<sup>1</sup> is phenyl or pyridinyl, each substituted with 1, 2 or 3 substituents independently selected from R<sup>3</sup>;

Q<sup>2</sup> is phenyl or pyridinyl, each substituted with 1, 2 or 3 substituents independently selected from R<sup>3</sup>;

R<sup>1</sup> is H, halogen or C<sub>1</sub>-C<sub>6</sub> alkyl;

20 R<sup>2</sup> is CH<sub>3</sub>, Cl or Br;

each R<sup>3</sup> is independently selected from halogen, cyano, nitro, C<sub>1</sub>-C<sub>4</sub> alkyl, C<sub>1</sub>-C<sub>4</sub> haloalkyl, C<sub>1</sub>-C<sub>3</sub> alkoxy, C<sub>1</sub>-C<sub>3</sub> haloalkoxy and -U-V-T;

R<sup>4</sup> is H, formyl, C<sub>3</sub>-C<sub>7</sub> cycloalkyl or -SR<sup>10</sup>; or C<sub>1</sub>-C<sub>6</sub> alkyl substituted with one R<sup>12</sup>; each R<sup>12</sup> is independently cyclopropyl, -OCH<sub>3</sub> or cyano;

25 R<sup>15</sup> is H;

each U is independently O or NH;

each V is C<sub>2</sub>-C<sub>4</sub> alkylene;

each T is independently NR<sup>23a</sup>R<sup>23b</sup> or OR<sup>24</sup>;

each R<sup>23a</sup> and R<sup>23b</sup> is independently H, C<sub>1</sub>-C<sub>6</sub> alkyl or C<sub>1</sub>-C<sub>6</sub> haloalkyl; and

30 each R<sup>24</sup> is independently H, C<sub>1</sub>-C<sub>6</sub> alkyl or C<sub>1</sub>-C<sub>6</sub> haloalkyl.

4. A compound of Claim 3 wherein

at least one of Q<sup>1</sup> and Q<sup>2</sup> is phenyl substituted with 2 or 3 substituents independently selected from R<sup>3</sup>;

R<sup>1</sup> is H or CH<sub>3</sub>;

35 R<sup>2</sup> is CH<sub>3</sub>;

R<sup>4</sup> is H;

each R<sup>3</sup> is independently selected from halogen, cyano, C<sub>1</sub>-C<sub>3</sub> alkyl, C<sub>1</sub>-C<sub>3</sub> haloalkyl, C<sub>1</sub>-C<sub>3</sub> alkoxy and C<sub>1</sub>-C<sub>3</sub> haloalkoxy; and R<sup>18</sup> is H.

5. A compound of Claim 4 wherein

5 Q<sup>1</sup> is phenyl substituted at the 2-, 4- and 6-positions with substituents independently selected from R<sup>3</sup>; or phenyl substituted at the 2- and 4-positions with substituents independently selected from R<sup>3</sup>; or phenyl substituted at the 2- and 6-positions with substituents independently selected from R<sup>3</sup>;

10 Q<sup>2</sup> is phenyl substituted at the 2-, 4- and 6-positions with substituents independently selected from R<sup>3</sup>; or phenyl substituted at the 2- and 4-positions with substituents independently selected from R<sup>3</sup>; or phenyl substituted at the 2- and 6-positions with substituents independently selected from R<sup>3</sup>;

X is O, NR<sup>4</sup> or CR<sup>15</sup>R<sup>16</sup>;

R<sup>1</sup> is H;

15 each R<sup>3</sup> is independently selected from F, Cl, Br, cyano, C<sub>1</sub>-C<sub>2</sub> alkyl, C<sub>1</sub>-C<sub>2</sub> haloalkyl, C<sub>1</sub>-C<sub>2</sub> alkoxy and C<sub>1</sub>-C<sub>2</sub> haloalkoxy; and R<sup>4</sup> is H.

6. A compound of Claim 5 wherein

20 each R<sup>3</sup> is independently selected from F, Cl, Br, cyano, methyl, C<sub>1</sub>-C<sub>2</sub> alkoxy and fluoromethoxy.

7. A compound of Claim 6 wherein

X is O or NH; and

each R<sup>3</sup> is independently selected from F, Cl, Br, cyano and methoxy.

8. A compound of Claim 1 which is selected from the group:

25 4-(2-chloro-4-fluorophenyl)-1,3-dimethyl-*N*-(2,4,6-trifluorophenyl)-1*H*-pyrazol-5-amine,

*N*-(4-chlorophenyl)-4-(2,6-difluoro-4-methoxyphenyl)-1,3-dimethyl-1*H*-pyrazol-5-amine,

30 4-(2,6-difluoro-4-methoxyphenyl)-*N*-(2,4-difluorophenyl)-1,3-dimethyl-1*H*-pyrazol-5-amine,

4-(2,6-difluoro-4-methoxyphenyl)-1,3-dimethyl-*N*-(2,4,6-trifluorophenyl)-1*H*-pyrazol-5-amine,

*N*-(2,6-difluoro-4-methoxyphenyl)-4-(3,4-difluorophenyl)-1,3-dimethyl-1*H*-pyrazol-5-amine,

35 4-(2,4-difluorophenyl)-1,3-dimethyl-*N*-(2,4,6-trifluorophenyl)-1*H*-pyrazol-5-amine,

4-[[4-(2-chloro-4-fluorophenyl)-1,3-dimethyl-1*H*-pyrazol-5-yl]oxy]-3,5-difluorobenzonitrile,

- 4-[[4-(2,6-difluorophenyl)-1,3-dimethyl-1*H*-pyrazol-5-yl]oxy]-3-fluorobenzonitrile,  
4-(2-chloro-4-fluorophenyl)-*N*-(2,6-difluorophenyl)-1,3-dimethyl-1*H*-pyrazol-5-amine,  
4-[[4-(2-chloro-4-fluorophenyl)-1,3-dimethyl-1*H*-pyrazol-5-yl]oxy]-  
3-fluorobenzonitrile,  
5 3-chloro-4-[[4-(2,6-difluorophenyl)-1,3-dimethyl-1*H*-pyrazol-5-yl]oxy]benzonitrile,  
4-(2-chloro-4-fluorophenyl)- $\alpha$ -(2,4-difluorophenyl)-1,3-dimethyl-1*H*-pyrazole-  
5-methanol,  
*N*,4-bis(2-chloro-4-fluorophenyl)-1,3-dimethyl-1*H*-pyrazol-5-amine,  
*N*-(2-chloro-4-fluorophenyl)-4-(2-chloro-6-fluorophenyl)-1,3-dimethyl-1*H*-pyrazol-  
10 5-amine,  
*N*-(2-chloro-4,6-difluorophenyl)-4-(2,6-difluorophenyl)-1,3-dimethyl-1*H*-pyrazol-  
5-amine,  
*N*-(2-chloro-4,6-difluorophenyl)-4-(2,4-difluorophenyl)-1,3-dimethyl-1*H*-pyrazol-  
5-amine,  
15 *N*-(4-chloro-2,6-difluorophenyl)-4-(2,6-difluorophenyl)-1,3-dimethyl-1*H*-pyrazol-  
5-amine,  
*N*-(4-chloro-2,6-difluorophenyl)-4-(2,4-difluorophenyl)-1,3-dimethyl-1*H*-pyrazol-  
5-amine,  
3-chloro-4-[[4-(2-chloro-4-fluorophenyl)-1,3-dimethyl-1*H*-pyrazol-  
20 5-yl]oxy]benzonitrile,  
4-[[4-(2-chloro-4-fluorophenyl)-1,3-dimethyl-1*H*-pyrazol-5-yl]amino]-3,5-difluoro-  
benzonitrile,  
4-[[4-(2-chloro-4-fluorophenyl)-1,3-dimethyl-1*H*-pyrazol-5-yl]oxy]-2,5-difluoro-  
benzonitrile,  
25 *N*-(2-chloro-4-fluorophenyl)-4-(2,6-difluoro-4-methoxyphenyl)-1,3-dimethyl-  
1*H*-pyrazol-5-amine,  
 $\alpha$ ,4-bis(2-chloro-4-fluorophenyl)-1,3-dimethyl-1*H*-pyrazole-5-methanol,  
*N*-(4-chloro-2,6-difluorophenyl)-4-(2-chloro-4-fluorophenyl)-1,3-dimethyl-  
1*H*-pyrazole-5-amine,  
30 *N*-(2-chloro-4,6-difluorophenyl)-4-(2-chloro-4-fluorophenyl)-1,3-dimethyl-  
1*H*-pyrazol-5-amine,  
*N*-(2,6-dichloro-4-fluorophenyl)-4-(2,4-difluorophenyl)-1,3-dimethyl-1*H*-pyrazol-  
5-amine,  
3-chloro-4-[5-[(2-chloro-4,6-difluorophenyl)amino]-1,3-dimethyl-1*H*-pyrazol-4-yl]-  
35 benzonitrile,  
3-chloro-4-[5-[(4-chloro-2,6-difluorophenyl)amino]-1,3-dimethyl-1*H*-pyrazol-4-yl]-  
benzonitrile,

- N*-(2-bromo-4-fluorophenyl)-4-(2,4-difluorophenyl)-1,3-dimethyl-1*H*-pyrazol-5-amine,  
4-(2-chloro-4-fluorophenyl)-*N*-(2,4-dichloro-6-fluorophenyl)-1,3-dimethyl-1*H*-pyrazol-5-amine,  
5 4-(2-chloro-4-fluorophenyl)-*N*-(2,6-dichloro-4-fluorophenyl)-1,3-dimethyl-1*H*-pyrazol-5-amine,  
4-[[4-(2-bromo-4-fluorophenyl)-1,3-dimethyl-1*H*-pyrazol-5-yl]oxy]-3-fluorobenzonitrile,  
*N*-(2-bromo-4-fluorophenyl)-4-(2-chloro-4-fluorophenyl)-1,3-dimethyl-1*H*-pyrazol-5-amine,  
10 4-(2-bromo-4-fluorophenyl)-1,3-dimethyl-*N*-(2,4,6-trifluorophenyl)-1*H*-pyrazol-5-amine,  
*N*-(4-bromo-2,6-difluorophenyl)-4-(2,4-difluorophenyl)-1,3-dimethyl-1*H*-pyrazol-5-amine,  
15 4-[[4-(2-bromo-4-fluorophenyl)-1,3-dimethyl-1*H*-pyrazol-5-yl]oxy]-3,5-difluorobenzonitrile,  
4-(2-bromo-4-fluorophenyl)-*N*-(2-chloro-4,6-difluorophenyl)-1,3-dimethyl-1*H*-pyrazol-5-amine,  
4-(2-bromo-4-fluorophenyl)-*N*-(4-chloro-2,6-difluorophenyl)-1,3-dimethyl-1*H*-pyrazol-5-amine,  
20 *N*-(4-bromo-2,6-difluorophenyl)-4-(2-chloro-4-fluorophenyl)-1,3-dimethyl-1*H*-pyrazol-5-amine,  
3-bromo-4-[[4-(2,4-difluorophenyl)-1,3-dimethyl-1*H*-pyrazol-5-yl]oxy]benzonitrile,  
3-chloro-4-[[4-(2,4-difluorophenyl)-1,3-dimethyl-1*H*-pyrazol-5-yl]oxy]benzonitrile,  
25 *N*-(2,4-dichloro-6-fluorophenyl)-4-(2,4-difluorophenyl)-1,3-dimethyl-1*H*-pyrazol-5-amine,  
*N*-(2,6-dichloro-4-fluorophenyl)-4-(2,6-difluorophenyl)-1,3-dimethyl-1*H*-pyrazol-5-amine,  
*N*-(2-bromo-4,6-difluorophenyl)-4-(2,4-difluorophenyl)-1,3-dimethyl-1*H*-pyrazol-5-amine,  
30 *N*-(2-bromo-4,6-difluorophenyl)-4-(2-chloro-4-fluorophenyl)-1,3-dimethyl-1*H*-pyrazol-5-amine,  
*N*-(4-bromo-2,6-difluorophenyl)-4-(2,6-difluorophenyl)-1,3-dimethyl-1*H*-pyrazol-5-amine,  
35 *N*-(2-bromo-4,6-difluorophenyl)-4-(2,6-difluorophenyl)-1,3-dimethyl-1*H*-pyrazol-5-amine,  
*N*-(2-bromo-4,6-difluorophenyl)-4-(2-chloro-6-fluorophenyl)-1,3-dimethyl-1*H*-pyrazol-5-amine,

$\alpha$ -(4-chloro-2,6-difluorophenyl)-4-(2-chloro-4-fluorophenyl)-1,3-dimethyl-1*H*-pyrazole-5-methanol,

4-[5-[(2-chloro-4,6-difluorophenyl)amino]-1,3-dimethyl-1*H*-pyrazol-4-yl]-3-fluorobenzonitrile,

5 4-[5-[(4-chloro-2,6-difluorophenyl)amino]-1,3-dimethyl-1*H*-pyrazol-4-yl]-3-fluorobenzonitrile,

$\alpha$ -(2-chloro-4,6-difluorophenyl)-4-(2-chloro-4-fluorophenyl)-1,3-dimethyl-1*H*-pyrazole-5-methanol,

10  $\alpha$ -(2-bromo-4-fluorophenyl)-4-(2,4-difluorophenyl)-1,3-dimethyl-1*H*-pyrazole-5-methanol, and

$\alpha$ -(2-bromo-4-fluorophenyl)-4-(2-chloro-4-fluorophenyl)-1,3-dimethyl-1*H*-pyrazole-5-methanol.

9. The compound of Claim 1 which is 4-(2,6-difluoro-4-methoxyphenyl)-1,3-dimethyl-*N*-(2,4,6-trifluorophenyl)-1*H*-pyrazol-5-amine.

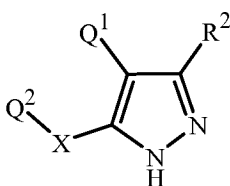
15 10. A fungicidal composition comprising (a) a compound of Claim 1; and (b) at least one other fungicide.

11. A fungicidal composition comprising: (a) a compound of Claim 1; and (b) at least one additional component selected from the group consisting of surfactants, solid diluents and liquid diluents.

20 12. A method for controlling plant diseases caused by fungal plant pathogens comprising applying to the plant or portion thereof, or to the plant seed, a fungicidally effective amount of a compound of Claim 1.

13. A composition comprising a compound of Claim 1, and at least one invertebrate pest control compound or agent.

25 14. A compound of Formula 2 or a salt thereof



2

wherein

30 Q<sup>1</sup> is a phenyl ring or a naphthalenyl ring system, each ring or ring system optionally substituted with up to 5 substituents independently selected from R<sup>3</sup>; or a 5- to 6-membered fully unsaturated heterocyclic ring or an 8- to 10-membered heteroaromatic bicyclic ring system, each ring or ring system containing ring

members selected from carbon atoms and up to 4 heteroatoms independently selected from up to 2 O, up to 2 S and up to 4 N atoms, wherein up to 3 carbon ring members are independently selected from C(=O) and C(=S), and the sulfur atom ring members are independently selected from  $S(=O)_u(=NR^{14})_v$ , each ring or ring system optionally substituted with up to 5 substituents independently selected from  $R^3$  on carbon atom ring members and selected from cyano,  $C_1-C_6$  alkyl,  $C_2-C_6$  alkenyl,  $C_2-C_6$  alkynyl,  $C_3-C_6$  cycloalkyl,  $C_1-C_6$  alkoxy,  $C_2-C_6$  alkoxyalkyl,  $C_2-C_6$  alkylcarbonyl,  $C_2-C_6$  alkoxyalkyl,  $C_2-C_6$  alkylaminoalkyl and  $C_3-C_6$  dialkylaminoalkyl on nitrogen atom ring members;

5  $Q^2$  is a phenyl ring or a naphthalenyl ring system, each ring or ring system optionally substituted with up to 5 substituents independently selected from  $R^3$ ; or a 5- to 6-membered saturated, partially unsaturated or fully unsaturated heterocyclic ring or an 8- to 10-membered heteroaromatic bicyclic ring system, each ring or ring system containing ring members selected from carbon atoms and up to 4

10 heteroatoms independently selected from up to 2 O, up to 2 S and up to 4 N atoms, wherein up to 3 carbon ring members are independently selected from C(=O) and C(=S), and the sulfur atom ring members are independently selected from  $S(=O)_u(=NR^{14})_v$ , each ring or ring system optionally substituted with up to 5 substituents independently selected from  $R^3$  on carbon atom ring members and

15 selected from cyano,  $C_1-C_6$  alkyl,  $C_2-C_6$  alkenyl,  $C_2-C_6$  alkynyl,  $C_3-C_6$  cycloalkyl,  $C_1-C_6$  alkoxy,  $C_2-C_6$  alkoxyalkyl,  $C_2-C_6$  alkylcarbonyl,  $C_2-C_6$  alkoxyalkyl,  $C_2-C_6$  alkylaminoalkyl and  $C_3-C_6$  dialkylaminoalkyl on nitrogen atom ring members; or  $C_1-C_{12}$  alkyl,  $C_2-C_{12}$  alkenyl,  $C_2-C_{12}$  alkynyl,  $C_3-C_{12}$  cycloalkyl or  $C_3-C_{12}$  cycloalkenyl, each optionally substituted with up

20 to 5 substituents independently selected from  $R^3$ ;

25

X is NH;

$R^2$  is  $CH_3$ ,  $CH_2CH_3$ , halogen, cyano, cyanomethyl, halomethyl, hydroxymethyl, methoxy or methylthio; or cyclopropyl optionally substituted with up to 2 substituents independently selected from halogen and methyl;

30 each  $R^3$  is independently selected from halogen, cyano, nitro, amino, methylamino, dimethylamino, formylamino,  $C_2-C_3$  alkylcarbonylamino,  $C_1-C_4$  alkyl,  $C_1-C_4$  haloalkyl,  $C_1-C_3$  alkoxy,  $C_1-C_3$  haloalkoxy,  $C_1-C_3$  alkylthio,  $C_1-C_3$  haloalkylthio,  $C_1-C_3$  alkylsulfinyl,  $C_1-C_3$  haloalkylsulfinyl,  $C_1-C_3$  alkylsulfonyl,  $C_1-C_3$  haloalkylsulfonyl,  $C_1-C_2$  alkylsulfonyloxy,  $C_1-C_2$  haloalkylsulfonyloxy,  $C_3-C_4$  cycloalkyl,  $C_3-C_7$  cycloalkoxy,  $C_4-C_6$  alkylcycloalkyl,  $C_4-C_6$  cycloalkylalkyl,  $C_3-C_7$  halocycloalkyl,  $C_2-C_4$  alkenyl,  $C_2-C_4$  alkynyl, hydroxy, formyl,  $C_2-C_3$  alkylcarbonyl,  $C_2-C_3$  alkylcarbonyloxy,  $-SF_5$ ,  $-SCN$ ,  $C(=S)NR^{19}R^{20}$  or  $-U-V-T$ ;

35

each R<sup>14</sup> is independently H, cyano, C<sub>1</sub>-C<sub>3</sub> alkyl or C<sub>1</sub>-C<sub>3</sub> haloalkyl;

each R<sup>19</sup> and R<sup>20</sup> is independently H or CH<sub>3</sub>;

each U is independently O, S(=O)<sub>w</sub>, NR<sup>22</sup> or a direct bond;

each V is independently C<sub>1</sub>-C<sub>6</sub> alkylene, C<sub>2</sub>-C<sub>6</sub> alkenylene, C<sub>3</sub>-C<sub>6</sub> alkynylene, C<sub>3</sub>-C<sub>6</sub> cycloalkylene or C<sub>3</sub>-C<sub>6</sub> cycloalkenylene, wherein up to 3 carbon atoms are independently selected from C(=O), each optionally substituted with up to 5 substituents independently selected from halogen, cyano, nitro, hydroxy, C<sub>1</sub>-C<sub>6</sub> alkyl, C<sub>1</sub>-C<sub>6</sub> haloalkyl, C<sub>1</sub>-C<sub>6</sub> alkoxy and C<sub>1</sub>-C<sub>6</sub> haloalkoxy;

each T is independently cyano, NR<sup>23a</sup>R<sup>23b</sup>, OR<sup>24</sup> or S(=O)<sub>y</sub>R<sup>25</sup>

each R<sup>22</sup> is independently H, C<sub>1</sub>-C<sub>6</sub> alkyl, C<sub>1</sub>-C<sub>6</sub> haloalkyl, C<sub>2</sub>-C<sub>6</sub> alkylcarbonyl, C<sub>2</sub>-C<sub>6</sub> alkoxy carbonyl, C<sub>2</sub>-C<sub>6</sub> (alkylthio)carbonyl, C<sub>2</sub>-C<sub>6</sub> alkoxy(thiocarbonyl), C<sub>4</sub>-C<sub>8</sub> cycloalkylcarbonyl, C<sub>4</sub>-C<sub>8</sub> cycloalkoxy carbonyl, C<sub>4</sub>-C<sub>8</sub> (cycloalkylthio)carbonyl or C<sub>4</sub>-C<sub>8</sub> cycloalkoxy(thiocarbonyl);

each R<sup>23a</sup> and R<sup>23b</sup> is independently H, C<sub>1</sub>-C<sub>6</sub> alkyl, C<sub>1</sub>-C<sub>6</sub> haloalkyl, C<sub>2</sub>-C<sub>6</sub> alkenyl, C<sub>3</sub>-C<sub>6</sub> alkynyl, C<sub>3</sub>-C<sub>6</sub> cycloalkyl, C<sub>3</sub>-C<sub>6</sub> halocycloalkyl, C<sub>2</sub>-C<sub>6</sub> alkylcarbonyl, C<sub>2</sub>-C<sub>6</sub> alkoxy carbonyl, C<sub>2</sub>-C<sub>6</sub> (alkylthio)carbonyl, C<sub>2</sub>-C<sub>6</sub> alkoxy(thiocarbonyl), C<sub>4</sub>-C<sub>8</sub> cycloalkylcarbonyl, C<sub>4</sub>-C<sub>8</sub> cycloalkoxy carbonyl, C<sub>4</sub>-C<sub>8</sub> (cycloalkylthio)carbonyl or C<sub>4</sub>-C<sub>8</sub> cycloalkoxy(thiocarbonyl);

or a pair of R<sup>23a</sup> and R<sup>23b</sup> attached to the same nitrogen atom are taken together with the nitrogen atom to form a 3- to 6-membered heterocyclic ring, the ring optionally substituted with up to 5 substituents independently selected from R<sup>26</sup>;

each R<sup>24</sup> and R<sup>25</sup> is independently H, C<sub>1</sub>-C<sub>6</sub> alkyl, C<sub>1</sub>-C<sub>6</sub> haloalkyl, C<sub>2</sub>-C<sub>6</sub> alkenyl, C<sub>3</sub>-C<sub>6</sub> alkynyl, C<sub>3</sub>-C<sub>6</sub> cycloalkyl, C<sub>3</sub>-C<sub>6</sub> halocycloalkyl, C<sub>2</sub>-C<sub>6</sub> alkylcarbonyl, C<sub>2</sub>-C<sub>6</sub> alkoxy carbonyl, C<sub>2</sub>-C<sub>6</sub> (alkylthio)carbonyl, C<sub>2</sub>-C<sub>6</sub> alkoxy(thiocarbonyl), C<sub>4</sub>-C<sub>8</sub> cycloalkylcarbonyl, C<sub>4</sub>-C<sub>8</sub> cycloalkoxy carbonyl, C<sub>4</sub>-C<sub>8</sub> (cycloalkylthio)carbonyl or C<sub>4</sub>-C<sub>8</sub> cycloalkoxy(thiocarbonyl);

each R<sup>26</sup> is independently halogen, C<sub>1</sub>-C<sub>6</sub> alkyl, C<sub>1</sub>-C<sub>6</sub> haloalkyl or C<sub>1</sub>-C<sub>6</sub> alkoxy;

each u and v are independently 0, 1 or 2 in each instance of S(=O)<sub>u</sub>(=NR<sup>14</sup>)<sub>v</sub>, provided that the sum of u and v is 0, 1 or 2;

each w is independently 0, 1 or 2; and

each y is independently 0, 1 or 2;

provided that:

(a) when Q<sup>2</sup> is a phenyl ring substituted on at least one ortho position with a substituent selected from -U-V-T wherein U is a direct bond and T is NR<sup>23a</sup>R<sup>23b</sup> or OR<sup>24</sup>, then V is other than C(=O); and

(b) when Q<sup>1</sup> is phenyl and Q<sup>2</sup> is 4-(trifluoromethyl)phenyl, then R<sup>2</sup> is other than methyl.

# INTERNATIONAL SEARCH REPORT

International application No  
PCT/US2010/026003

**A. CLASSIFICATION OF SUBJECT MATTER**  
 INV. C07D231/12 C07D231/20 C07D231/38 C07D401/04 C07D401/12  
 C07D401/14 C07D403/12 C07D407/12 C07D409/04 C07D417/12  
 A61K31/4155

According to International Patent Classification (IPC) or to both national classification and IPC

**B. FIELDS SEARCHED**

Minimum documentation searched (classification system followed by classification symbols)  
 C07D

Documentation searched other than minimum documentation to the extent that such documents are included in the fields searched

Electronic data base consulted during the international search (name of data base and, where practical, search terms used)

EPO-Internal, BEILSTEIN Data, CHEM ABS Data

**C. DOCUMENTS CONSIDERED TO BE RELEVANT**

Category*	Citation of document, with indication, where appropriate, of the relevant passages	Relevant to claim No.
X	WO 2008/093639 A1 (TAKEDA PHARMACEUTICAL [JP]) 7 August 2008 (2008-08-07) page 267, paragraph [0823]; example 247 page 269, paragraph [0829]; example 258 & EP 2 128 138 A1 (TAKEDA PHARMACEUTICAL [JP]) 2 December 2009 (2009-12-02) page 148 - paragraph [0822]; example 247 page 149, paragraph [0828]; example 258  ----- -/--	1, 11

Further documents are listed in the continuation of Box C.

See patent family annex.

\* Special categories of cited documents:

- "A" document defining the general state of the art which is not considered to be of particular relevance
- "E" earlier document but published on or after the international filing date
- "L" document which may throw doubts on priority claim(s) or which is cited to establish the publication date of another citation or other special reason (as specified)
- "O" document referring to an oral disclosure, use, exhibition or other means
- "P" document published prior to the international filing date but later than the priority date claimed

- "T" later document published after the international filing date or priority date and not in conflict with the application but cited to understand the principle or theory underlying the invention
- "X" document of particular relevance; the claimed invention cannot be considered novel or cannot be considered to involve an inventive step when the document is taken alone
- "Y" document of particular relevance; the claimed invention cannot be considered to involve an inventive step when the document is combined with one or more other such documents, such combination being obvious to a person skilled in the art.
- "&" document member of the same patent family

Date of the actual completion of the international search

16 June 2010

Date of mailing of the international search report

23/06/2010

Name and mailing address of the ISA/  
 European Patent Office, P.B. 5818 Patentlaan 2  
 NL - 2280 HV Rijswijk  
 Tel. (+31-70) 340-2040,  
 Fax: (+31-70) 340-3016

Authorized officer

Beligny, Samuel



## INTERNATIONAL SEARCH REPORT

International application No  
PCT/US2010/026003

C(Continuation). DOCUMENTS CONSIDERED TO BE RELEVANT

Category*	Citation of document, with indication, where appropriate, of the relevant passages	Relevant to claim No.
X	PFEIFFER W D ET AL: "SYNTHESE UND REAKTIVITAET VON 6H-1,3,4-SELENADIAZINEN//SYNTHESIS AND REACTIVITY OF 6H-1,3,4-SELENADIAZINES" DIE PHARMAZIE, GOVI VERLAG PHARMAZEUTISCHER VERLAG GMBH, ESCHBORN, DE, vol. 10, no. 48, 1 January 1993 (1993-01-01), pages 732-735, XP001093841 ISSN: 0031-7144 page 733; compound 4f	1
X	US 6 087 381 A (HANSON GUNNAR J [US] ET AL) 11 July 2000 (2000-07-11) (3-fluorophenyl)[3-methyl-4-(4-pyridinyl)-1H-pyrazol-5-yl]methanone and alpha-(3-fluorophenyl)-3-methyl-4-(4-pyridinyl)-1H-pyrazole-5-methanol claim 4	1
X	GB 2 054 555 A (ABBOTT LAB) 18 February 1981 (1981-02-18) 2(1,3-dimethyl-4-phenylpyrazolyl) amino-2-imidazoline HCl; page 13; example LXXV; compound e	1
X	JP 8 208620 A (TAKEDA CHEMICAL INDUSTRIES LTD) 13 August 1996 (1996-08-13) cited in the application the whole document	1-14

# INTERNATIONAL SEARCH REPORT

Information on patent family members

International application No  
PCT/US2010/026003

Patent document cited in search report	Publication date	Patent family member(s)	Publication date
WO 2008093639 A1	07-08-2008	EP 2128138 A1 US 2010016396 A1	02-12-2009 21-01-2010
US 6087381 A	11-07-2000	US 6503930 B1	07-01-2003
GB 2054555 A	18-02-1981	NONE	
JP 8208620 A	13-08-1996	NONE	