



US00D417622S

# United States Patent [19]

[11] Patent Number: Des. 417,622

Johnson et al.

[45] Date of Patent: \*\* Dec. 14, 1999

[54] BOTTLE

[75] Inventors: **Marilyn M. Johnson**, Wauwatosa, Wis.; **Peter Rodriguez**, Lombard; **Irvin C. Zimny**, Glen Ellyn, both of Ill.

[73] Assignee: **S. C. Johnson & Son, Inc.**, Racine, Wis.

[\*\*] Term: **14 Years**

[21] Appl. No.: **29/094,876**

[22] Filed: **Oct. 13, 1998**

[51] LOC (6) Cl. .... **09-01**

[52] U.S. Cl. .... **D9/528**

[58] Field of Search ..... D9/500, 502-503, D9/507-508, 510, 516, 520, 522, 527-528, 530-531, 533, 546, 551, 554, 557, 559, 564, 569, 572-573; 215/370-375, 382-385, 396, 398; 220/771-772

## [56] References Cited

### U.S. PATENT DOCUMENTS

- D. 232,419 8/1974 Luedtke .
- D. 260,857 9/1981 Pardo .
- D. 262,520 1/1982 Pardo et al. .
- D. 265,059 6/1982 White et al. .
- D. 275,934 10/1984 Wassergord et al. .... D9/528

- D. 280,488 9/1985 Lane et al. .
- D. 302,523 8/1989 Suhajda .
- D. 304,998 12/1989 Pardo et al. .
- D. 305,730 1/1990 Cramer .
- D. 308,333 6/1990 Aldrich, III .
- D. 309,259 7/1990 Chemler .
- D. 312,571 12/1990 Winger et al. .... D9/528
- D. 332,748 1/1993 Reece et al. .... D9/528
- D. 368,034 3/1996 Lewin ..... D9/528
- D. 378,664 4/1997 Feen ..... D9/528
- D. 394,811 6/1998 Jagielski et al. .

*Primary Examiner*—Ted Shooman  
*Assistant Examiner*—Carol Rademaker

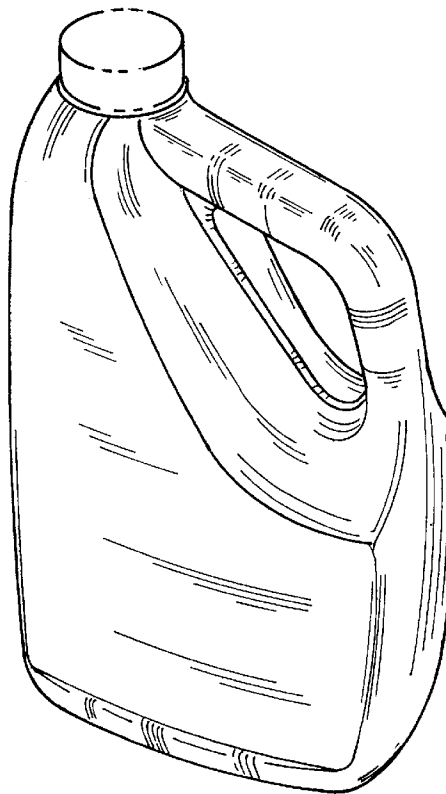
## [57] CLAIM

The ornamental design for a bottle, as shown and described.

## DESCRIPTION

FIG. 1 is a  $\frac{3}{4}$  perspective view of the bottle of our invention, FIG. 2 is a front view of the bottle of our invention, the opposite side being a mirror image.  
 FIG. 3 is a top view of the bottle of our invention.  
 FIG. 4 is a left side view of the bottle of our invention.  
 FIG. 5 is a right side view of the bottle of our invention; and,  
 FIG. 6 is a bottom view of the bottle of our invention.  
 The broken line showing of the cap is for illustrative purposes only and forms no part of the claimed design.

**1 Claim, 2 Drawing Sheets**



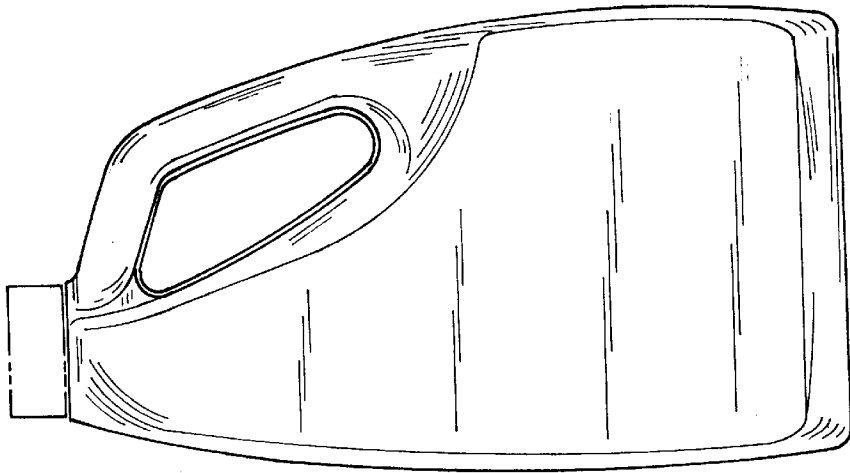


FIG. 2

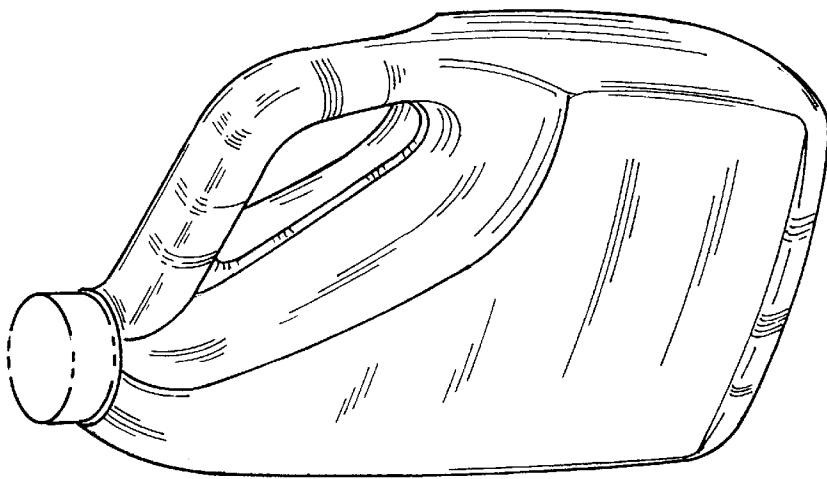


FIG. 1

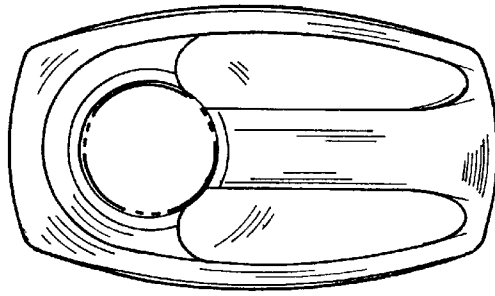


FIG. 3

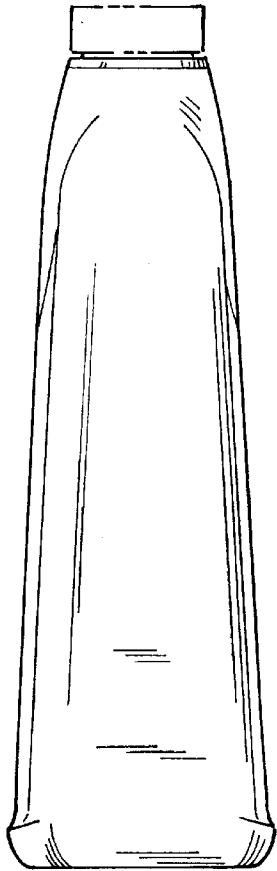


FIG. 4

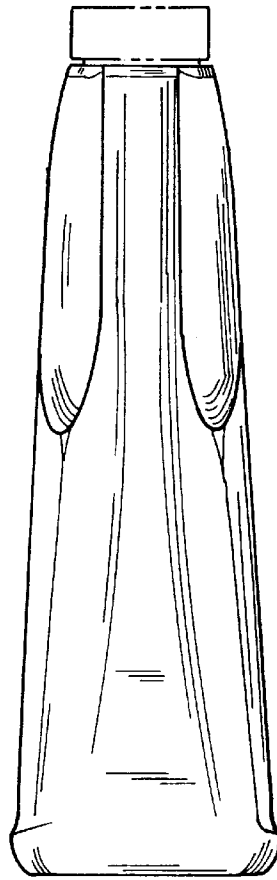


FIG. 5

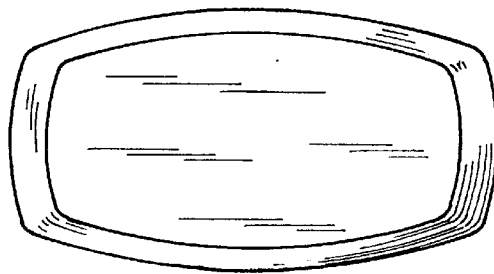


FIG. 6