



(12) **EUROPEAN PATENT APPLICATION**

(43) Date of publication:
07.05.2008 Bulletin 2008/19

(51) Int Cl.:
G07D 7/12^(2006.01) G07D 7/18^(2006.01)

(21) Application number: **08001090.3**

(22) Date of filing: **24.12.2003**

(84) Designated Contracting States:
DE ES GB IT

(72) Inventor: **Voser, Christian**
1242 Satigny (CH)

(30) Priority: **27.12.2002 EP 02258988**

(74) Representative: **Whitlock, Holly Elizabeth Ann et al**
R G C Jenkins,
26 Caxton Street
London SW1H 0RJ (GB)

(62) Document number(s) of the earlier application(s) in accordance with Art. 76 EPC:
03258164.7 / 1 434 177

(71) Applicant: **MEI, Inc.**
West Chester, PA 19380 (US)

Remarks:
This application was filed on 22-01-2008 as a divisional application to the application mentioned under INID code 62.

(54) **Banknote validator**

(57) A banknote validator can recognise ink stains having predetermined characteristics and is operable to perform measurements on a received banknote in order to classify the banknote into at least the following categories: (a) genuine non-stained bills of said denomina-

tion; (b) bills which been stained; and (c) other bills, including non-genuine banknotes. Preferably, stained banknotes are sent to at least one dedicated store. The validator can classify banknotes into many denominations, but can only authenticate banknotes belonging to a subset of those denominations.

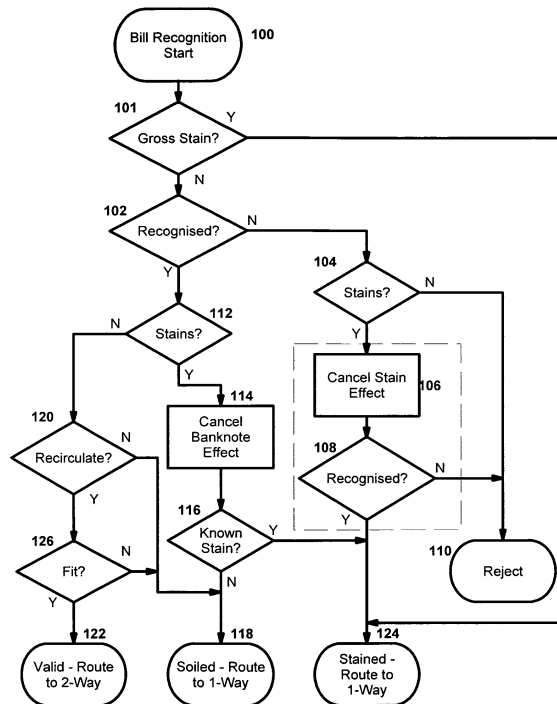


FIG. 3

Description**BACKGROUND OF THE INVENTION****Field of the Invention**

[0001] This invention relates to a method and an apparatus for testing banknotes.

Description of Related Art

[0002] Many techniques are known for determining the denomination and authenticity of a received banknote. Banknote validating devices may be incorporated in apparatus which is capable of both receiving and dispensing banknotes, and in some cases the apparatus includes a store for banknotes to be dispensed which is replenished by received banknotes.

[0003] It is known to perform a fitness test on received banknotes to determine whether or not they are in good condition, and to prevent the dispensing of banknotes found to be in a poor condition. See WO-A-95/00932.

[0004] In order to assist the apprehension of thieves, or to deter theft, it is known to provide devices which, in certain circumstances, release ink which stains the banknotes. For example, banknotes may be transported in housings which, when opened in an unauthorised manner, automatically trigger a device which explosively releases the ink to stain the banknotes.

[0005] If such stained banknotes were introduced into banknote validators, for example housed in automatic vending machines, the banknote will either be accepted as a genuine banknote or rejected, in dependence upon the extent to which it is stained, and in dependence upon the extent to which the measurements performed upon the banknote are influenced by presence of the ink.

[0006] It would be desirable to provide a better way of handling banknotes which may have been stained.

[0007] Banknote validators tend to store large quantities of data to permit accurate recognition of multiple denominations. This data is of course dependent on the particular denominations expected to be handled by the validator. Because there is a limit to the amount of data which can be stored, it is necessary to use different validators, storing different sets of data, in areas where different denominations are expected, for example in different countries where different currencies are in use. Furthermore, because of the limited data capacity, it is sometimes not possible to arrange for the validator to recognise a sufficiently large variety of banknotes. These factors can result in customers finding unexpectedly that a validator will reject a genuine banknote, because the validator does not store data enabling recognition of that particular denomination.

[0008] It would be further desirable to provide a validator which mitigates this problem.

BRIEF SUMMARY OF THE INVENTION

[0009] Aspects of the invention are set out in the accompanying claims.

5 [0010] According to the invention, a banknote validator stores data representative of banknotes of at least one denomination, and further data indicative of characteristics of ink used for staining banknotes, the validator being operable to perform measurements on a received banknote in order to classify the banknote into at least the following categories:

- 10 (a) genuine non-stained bills of said denomination;
 (b) bills which have been stained; and
 15 (c) other bills, including non-genuine banknotes; and

to perform different operations in dependence upon the categorisation.

[0011] In the preferred embodiment, the validator separately stores data representative of (a) a plurality of different banknote denominations and (b) at least one type of stain ink. This permits recognition of stained banknotes of each of the denominations, by using a combination of the stain ink data and the relevant banknote denomination data.

[0012] In response to the detection of a stained banknote, a predetermined operation may be performed upon the banknote. For example, the banknote could be refunded to the user, or could be sent to a different store from the one which would normally be used for banknotes of the same denomination, and/or the apparatus could be arranged so that the banknote is retained but no credit for the banknote is provided.

[0013] Preferably, bills which are genuine but unfit for re-circulation because of ageing or soiling (but not staining) are also separately categorised.

[0014] According to a still further aspect, a banknote validator stores data representative of characteristics of at least one target class (i.e. banknote denomination), and is operable to measure a banknote and to use the measurements and the stored data to determine whether the banknote belongs to the target class; the banknote validator is further operable to compare the measurements of a banknote with data representative of the target class to which the banknote has been found to belong, and to determine from said comparison whether the measurements have predetermined characteristics indicative of an ink used for staining.

[0015] According to this aspect of the invention, a banknote may be recognised irrespective of the presence of a stain, for example if the stain occupies only a small area of the banknote or by using banknote measurements which are not significantly influenced by the presence of a stain. Having determined the banknote denomination, it is then possible to assess the extent to which the measurements of the banknote depart from expected measurements, so that any differences can be compared to the properties of ink of a type known to be used for

staining, thereby to determine whether the banknote has been stained. This enables the detection of stained banknotes even when the amount of stain is relatively small.

[0016] According to a yet further aspect of the invention, a banknote apparatus is operable to take measurements of a banknote, to generate adjusted measurements to compensate for the possible existence of stains on the banknote, the adjusted measurements being generated in accordance with data representative of predetermined characteristics associated with ink used for staining, and then to use data representative of a target class (i.e. a banknote denomination) to determine whether the adjusted measurements are representative of that target class.

[0017] According to this aspect of the invention, banknotes may be recognised despite the presence of significant areas of stain, by compensating for the presence of the stain. Furthermore, the thus-recognised banknote can be handled differently from banknotes which are not stained.

[0018] Preferably, the arrangement is such that the banknote is first analysed to determine those areas where staining is suspected, and the measurements relating to those areas are adjusted appropriately.

[0019] The last-mentioned two aspects are preferably combined in an apparatus which:

- (a) first measures a banknote and determines from stored data whether it belongs to a predetermined target class;
- (b) if so, examines the banknote to determine discrepancies between the measured characteristics of the banknote and the expected characteristics for that target class, and then assesses those differences to determine whether they are representative of a stain; and
- (c) if not, checks the banknote to determine whether there are areas which could be representative of a stain, adjusts the measurements to take into account the stains in those areas and then processes the adjusted measurements with stored data to determine whether the banknote belongs to a target class.

[0020] Preferably, the stained banknotes are retained in one or more stores which differ from other stores used to retain non-stained banknotes.

[0021] The features of the invention assist in removing from circulation banknotes which have been stained as a consequence of criminal activity. It is also possible to control whether the user of a machine is credited for deposited stained banknotes.

[0022] According to a still further aspect of the invention, a banknote validator is operable to perform a classification operation to classify a banknote into one of a relatively large number of types, and is thereafter operable to authenticate the banknote only if the banknote is classified as one of a relatively small sub-group of said types. The validator can be arranged to grant a credit

amount to a customer only if the banknote is successfully authenticated. If the banknote does not belong to the sub-group, and is thus not authenticated, the validator can instead be arranged to perform a different predetermined operation, such as to cause a particular message to be displayed to the customer.

[0023] It has been found that authentication of banknotes requires substantially larger quantities of data than a preliminary classification operation. The preliminary classification operation preferably serves to eliminate all except (at most) one of the banknote classes as possible candidates, but does not guarantee that the banknote belongs to any remaining candidate class. Because this requires substantially less data than authentication, it is possible to arrange for the validator to be capable of classifying a banknote into any of a very large number of types (for example, the majority of the World's banknote types) without requiring excessive amounts of data storage. Thus, the validator can be arranged so that, upon classifying a banknote as (possibly) belonging to a type which it is not capable of authenticating, appropriate action is taken, such as refunding the note, possibly while causing a message such as "This currency not accepted" to be displayed.

BRIEF DESCRIPTION OF THE DRAWINGS

[0024] An embodiment of the invention will now be described by way of example with reference to the accompanying drawings, in which:

Fig. 1 shows an automatic transaction machine incorporating a banknote validator in accordance with the invention;

Fig. 2 is a diagram illustrating the contents of a memory of the banknote validator of Fig. 1;

Fig. 3 is a flowchart of the operation of the banknote validator; and

Fig. 4 is a flowchart of an acceptance routine used in the operation of the banknote validator

DETAILED DESCRIPTION OF THE INVENTION

[0025] Fig. 1 shows diagrammatically an automatic transaction system (such as a vending machine) 3 including a banknote validator 1 according to the invention. The validator has at least one receiving opening 11 and at least one dispensing opening 12 for receiving and returning banknotes, and further comprises a measuring unit 13, a decision unit 14 with a data store 30, a control unit 15, a plurality of one-way stores 16 ... 16i and a plurality of two-way stores 17 ... 17i. These units are connected by transport means 20, 21, 22, 23, 24, 25 and a common routing element 18.

[0026] After a banknote 2 has been inserted into the receiving opening 11 it is taken by a first transport means 20 to the measuring unit 13 which contains the measuring apparatus required for checking acceptability. The meas-

measurements made there are passed to the decision unit 14 which processes them with data, such as tolerance ranges, stored in the data store 30 and decides whether the banknote is acceptable and, if so, whether it is of a type assigned for re-use. The control unit 15 is instructed to control the common routing element 18 of the transport system accordingly: upon leaving the measuring unit 13 a non-acceptable banknote is transported directly back to the dispensing opening 12; an acceptable banknote that is not to be re-used is directed by the routing element 18 onto transport means 23 and is transported to one of several one-way stores 16 ... 16i; an acceptable banknote that is to be available for re-use is directed by the routing element 18 onto transport means 24 and is taken to one of several two-way stores 17 ... 17i and stored.

[0027] The two-way stores 17 ... 17i can be controlled by the unit 15 to supply the desired type and number of banknotes 2 to the dispensing opening 12 via transport means 25.

[0028] The banknote validator 1 as described so far corresponds to prior art arrangements, and may operate as follows. Each banknote received at the receiving opening 11 is measured in unit 13, for example using an optical test, preferably involving determining the reflectivity and/or transmissivity of the banknote in different areas and in different spectral regions. The banknote is preferably scanned in areas distributed over at least one entire surface, and preferably both surfaces, in order to derive multiple measurements.

[0029] Unit 14 then processes those measurements with stored data representative of a number of different target classes, each target class corresponding to a respective authentic denomination, and possibly using other target classes corresponding to known counterfeit banknotes. Many suitable processing techniques are known to those skilled in the art.

[0030] If the decision unit 14 determines, within a certain level of certainty, that the received banknote belongs to a genuine denomination, an appropriate signal is sent to the control unit 15. This in turn sends a signal to a control section (not shown) of the automatic transaction machine 3 via a bidirectional path 19. The transmitted signal is representative of the amount of credit to be granted to the user in return for the received banknote.

[0031] The automatic transaction system 3 preferably incorporates a display 32, and is arranged to cause the display 32 to display the amount of credit granted to the user.

[0032] The genuine banknote is caused to be sent to an appropriate one of the stores 16 ... 16i, or if the banknote is of a denomination that is replenishable and dispensable, to one of the two-way stores 17 ... 17i.

[0033] After a transaction, e.g. a vending operation, the machine 3 can send on path 19 signals to cause the control unit 15 to refund a predetermined amount from two-way stores 17 ... 17i.

[0034] The decision unit 14 may also be arranged to perform an additional fitness test to determine whether

a received genuine banknote is suitable for re-circulation. The additional test may be similar to the first-mentioned test, but use tighter acceptance criteria. The fitness test is intended to distinguish between genuine banknotes in good condition, and banknotes which are either in poor condition or have a greater chance of having been misclassified as genuine. In such situations, any banknotes which would normally be sent to one of the two-way stores 17 ... 17i is instead sent to a one-way store 16 ... 16i.

[0035] Although, in the preferred embodiment, each separate storage device contains only a single denomination, it would be possible to provide a single storage device for multiple denominations. In the case of a two-way store, the position of each banknote within that storage device would be known so that they can be dispensed selectively.

[0036] Although separate receiving and dispensing openings have been described, it is possible to provide a single opening for performing both functions.

[0037] The apparatus as described above is enhanced to provide additional functionality, in accordance with the present invention, as will be described below.

[0038] The data store 30 additionally stores data representing the characteristics (for example the spectral characteristics) of one or more types of ink used for staining banknotes. The data store further stores data enabling it to classify (but not authenticate) a large number of additional denominations.

[0039] Figure 2 schematically represents the contents of the data store. A first denomination region DEN stores separately data representing the characteristics of a large quantity (several hundred) of banknotes. The amount of data stored in respect of each banknote is relatively small, and enables the decision unit 14 merely to determine which of the denominations most closely matches the measurements of the received banknote. Within the denomination region DEN each denomination is represented by classification data D001, D002, ... D800. Each denomination also has stored therewith operation data I001, I002, ... I800. The operation data indicates what kind of operation should be performed in response to detecting that the tested banknote belongs to the corresponding denomination. Examples of stored operation data include: whether the denomination can be authenticated, the value of the denomination, the currency of the denomination, whether the denomination should be refunded, whether the denomination should be stored in a two-way store for recycling (which may be combined with more specific routing data), and any message to be displayed on recognition of the denomination.

[0040] The store 30 also has an authentication region AUT storing separately data used for authenticating a relatively small sub-group of denominations (e.g. less than 12). The data A01, A02, ... A10 for the respective denominations is sufficient to allow those denominations to be authenticated with a high degree of reliability. The data for each denomination may be several times, e.g.

at least 10 times, the quantity of data stored in respect of each denomination within the denomination region DEN.

[0041] The store 30 also has a stain characteristic storage region STA, which stores separately data S01, ...S04 representing the spectral characteristics of a number of different ink.

[0042] The data stored in the store 30 enables an enhanced validation routine, as shown in Figs. 3 and 4, to be performed.

[0043] Referring to Fig. 3, which represents the recognition and validation procedure performed by the decision unit 14, this process starts at step 100.

[0044] At step 101, the measurements of the banknote are processed in turn with respective sets of ink stain data S01, ... S04 to determine whether the colour of the banknote effectively matches that of one of the ink stains. This will happen only if the banknote has been stained with large quantities of the ink. If so, the program proceeds immediately to step 124, where the banknote is delivered to one of the one-way stores 16 ..., 16i. This store is reserved for stained banknotes.

[0045] Normally, however, such gross stains are not recognised at step 101. The program then proceeds to step 102.

[0046] Here, the measurements of the banknote are processed, in turn, with respective sets of data from the denomination and authentication regions DEN and AUT, each set of data corresponding to a respective denomination, or target class. If the banknote is recognised as a genuine denomination, a credit value is incremented by an amount corresponding to the banknote denomination.

[0047] The process then proceeds to step 112. As will be explained further below, the purpose of this step is to determine whether the banknote is potentially stained. It is assumed for the present that the banknote is not found to be stained.

[0048] The process then proceeds to step 120, where the operational data 1001, 1002, ...1800 associated with the relevant denomination is checked to determine whether that note is of a type that should be recycled. If so, the process then proceeds to step 126 where a fitness test is performed. (This may be similar to the procedure performed in WO-A-95/00932, which is incorporated herein by reference.) If the banknote is determined to be fit, the process proceeds to step 122, where the banknote is routed to one of the two-way stores 17 ... 17i. Otherwise, or if the banknote is found at step 120 not to be of a recyclable type, the process passes to step 118, where the banknote is routed to one of the one-way stores 16 ... 16i.

[0049] At step 102, if the banknote is not recognised, the process proceeds to step 104. Here, as will be described below, the decision unit 14 determines whether the banknote is potentially stained. If not, the process proceeds from step 104 to step 110, where the note is rejected by being delivered along transport path 22 to

the dispensing opening 12.

[0050] Thus, the non-stained banknotes can be treated in the same way as in prior art arrangements.

[0051] Returning to step 112, the process of checking for stains on recognised banknotes is as follows. First, the measurements relating to individual areas of the banknote are compared with expected measurements as defined by the stored data representative of the denomination. Preferably, this is done by comparing the recognised areas of the note with a template or model of the note (e.g. the relevant one of the sets of data A01, A02,...A10 in the authentication region AUT), and using the differences and the model to predict the characteristics in other areas. The prediction is then compared point-by-point with the actual measurements, and it is determined where the difference exceeds a threshold. If there are significant differences in one or more individual areas, or if the cumulative differences are significant, it is determined that the banknote is potentially stained, and the program proceeds to step 114. Here, the measurements in those areas exhibiting differences from the expected measurements are processed with the expected measurements in order to derive values representing the differences in respective areas. Thus, the characteristics due to the determined denomination are effectively cancelled from the measurements.

[0052] The program then proceeds to step 116, where the difference values are compared, in turn, with multiple sets of data S01, S02, .. S04 from the stain characteristic storage region STA, each set of data representing the spectral characteristics of a respective type of ink used for staining. If no match is found, it is determined that the detected differences are a result of soiling (not staining) of the banknote, and the program proceeds to step 118 to ensure that the banknote is delivered to a one-way store 16 ... 16i, and therefore will not be subsequently dispensed.

[0053] However, if a match is found at step 116, the program proceeds to step 124 where the banknote is delivered to the one of the one-way stores 16 ... 16i which is reserved for stained banknotes. There may be a single such store, or separate stores for stained banknotes of respective different denominations. Preferably, the credit value incremented at step 102 is cancelled if step 124 is reached.

[0054] As an alternative to steps 114 and 116, a stain may be detected just by correlating the banknote measurements (in the areas which do not conform to the prediction) with data characteristic of the ink (which would be acceptable if the stain is strong) or with a template corresponding to a stained banknote of appropriate denomination.

[0055] Assuming that the banknote is not recognised at step 102, then the stain detection procedure of step 104 is carried out. In this case, measurements relating to respective areas of the banknote are examined to determine whether they contain spectral characteristics corresponding to the characteristics of known inks used

for staining, again using data stored in the data store 30. If there is a match, the program proceeds to step 106; otherwise the program proceeds to reject the banknote at step 110. At step 106, each of the measurements relating to an area where there is a possible stain is adjusted to mitigate the effect of the stain. The extent of the adjustment will be dependent upon the data representing the characteristics of the ink found at step 104.

[0056] Then, at step 108, the adjusted measurements are processed in a similar way to the way the original measurements were processed at step 102, to determine whether they are representative of a genuine banknote. If not, the program proceeds to step 110 where the banknote is rejected. Otherwise, the program assumes that the banknote is a genuine banknote which has been stained to such a degree that it was not recognised at step 102. Accordingly, the step proceeds to step 124, where the stained banknote is stored in a one-way store 16 ... 16i. Preferably, no credit is given, because the stain will reduce the reliability of the testing.

[0057] The stain detection processes in steps 112 and 104, the derivation of the measurement differences at step 104 and the adjustment of the measurements at step 106 are all done on an area-by-area basis, to take into account the fact that the stain may occur in an unknown number of areas each occupying an unknown portion of the banknote.

[0058] The control unit 15 issues the signal representative of the credit value when either step 118 or step 122 is reached. Thus, preferably, credit is only given in return for non-stained genuine banknotes.

[0059] Any unfit banknotes which have been recognised are likely to exhibit significant differences in their measurements as compared with expected measurements. Accordingly, they are likely to result in the program proceeding from step 112 to step 114. Therefore, it might be possible to omit the fitness test at step 126 without significantly affecting functionality.

[0060] As a further alternative, the steps 106 and 108 may be omitted, and all banknotes which are not recognised at step 102 and found to be stained may be sent to the stained banknote store at step 124.

[0061] The procedure for recognising the banknote at step 102 or step 108 is illustrated in more detail in Figure 4.

[0062] The measurements of the banknote are first checked, at step 402, against the data stored in the denomination area DEN of the store 30. The data relating to each of the denominations is checked in turn, to find the closest match. If there is no close match, the recognition routine exits at step 404, indicating that the banknote has not been recognised.

[0063] Otherwise, the program checks the associated operation data I001, I002 ... I800 for the recognised class of banknotes to determine whether this belongs to a subgroup for which authentication is possible. This checking process takes place at step 406. If authentication is not possible, because the appropriate data is not stored with-

in the authentication region AUT, then the program proceeds to step 408. Here, the validator issues a signal to the transaction machine 3, causing a suitable message (dependent on the operation data) to be displayed on the display 32 to inform the customer that his note is not of a type that is acceptable to this machine. The program then proceeds to step 404.

[0064] If the banknote is of type for which authentication is possible, the program proceeds from step 406 to step 410. Here, the banknote measurements are checked against the appropriate data A01, A02, ... A10 from the authentication section AUT of the store 30 to determine whether the banknote is genuine. If so, the recognition route exits at step 412, indicating that the banknote has been recognised. Otherwise, the program exits at step 404.

[0065] Accordingly, the recognition routine shown in Figure 4 will produce a result indicating that a banknote has been recognised only if it has first been classified and then authenticated. Otherwise, the routine will indicate that the banknote has not been recognised. Additionally, if the banknote has been classified as a type that cannot be authenticated, the host machine will issue a predetermined display, dependent on the classification, to the customer, and refund the note.

[0066] Instead of, or in addition to, producing this display, the validator can be arranged to keep a record of the articles which have been classified as types which cannot be authenticated. This can be of use to the machine operator for statistical evaluation and determination of whether the machine should be adjusted to authenticate different denominations.

35 Claims

1. A banknote validator which stores data representative of banknotes of at least one denomination, and further data indicative of characteristics of ink used for staining banknotes, the validator being operable to perform measurements on a received banknote in order to classify the banknote into at least the following categories:

- (a) genuine non-stained bills of said denomination;
- (b) bills which have been stained; and
- (c) other bills, including non-genuine banknotes; and to perform different operations in dependence upon the categorisation.

2. A banknote validator which stores data representative of the characteristics of at least one banknote denomination, the validator being operable to measure a banknote and to use the measurements and the stored data to determine whether the banknote is of said denomination; the validator being further operable to compare the measurements of a bank-

- knote which is found to belong to said denomination with data representative of that denomination to determine from said comparison whether the measurements have predetermined characteristics indicative of an ink used for staining. 5
3. A banknote validator which is operable to take measurements of a banknote, to generate adjusted measurements to compensate for the possible existence of a stain of predetermined characteristics on the banknote, the adjusted measurements being generated in accordance with data representative of said stain characteristics, and then to use data representative of banknote denomination to determine whether the adjusted measurements are representative of that denomination. 10
4. A banknote validator as claimed in claim 3, wherein the banknote is analysed to determine possible stained areas, so as to define those measurements which are adjusted. 20
5. A banknote validator as claimed in claim 3 or claim 4, the banknote validator also being operable to determine whether non-adjusted measurements are representative of the banknote denomination. 25
6. A banknote validator as claimed in claim 5, wherein, when the non-adjusted measurements are deemed representative of a banknote denomination, the banknote validator is operable to compare banknote measurements with data representative of said denomination to determine from said comparison whether the measurements have predetermined characteristics indicative of an ink used for staining. 30
7. A banknote validator as claimed in any preceding claim, including at least one store, the banknote validator having control means arranged to direct only banknotes which have been found to be stained to that store. 40
8. A banknote validator as claimed in any preceding claim, the banknote validator being operable to issue a signal indicative of a credit amount associated with a banknote of a predetermined denomination in dependence on whether the banknote is determined to be stained. 45
9. A banknote validator as claimed in any preceding claim, arranged to store separately data representing characteristics of a plurality of different banknote denominations and data relating to at least one type of ink, and to use a combination of the stored data for recognising that banknotes of the respective denominations have been stained. 50
10. A banknote validator which is operable to measure a banknote and, on the basis of the measurements, to classify the banknote into one of a plurality of banknote types, and is thereafter operable to authenticate the banknote only if the banknote is classified as one of a sub-group of said types. 55
11. A banknote validator as claimed in claim 9, wherein the validator is arranged to issue a signal representing a credit value only if the banknote is successfully authenticated.
12. A banknote handling machine comprising a banknote validator and a display, the banknote validator being operable to classify the inserted banknote into one of a relatively large number of different genuine denominations, being further operable to authenticate banknotes of a certain sub-group of said denominations, and to issue a credit signal if the banknote is authenticated, the credit signal representing a value which is dependent upon the denomination of the banknote, and to cause the display to display a predetermined message in response to classifying a banknote as belonging to a type which does not fall within said sub-group.
13. A banknote validator which is operable to denominate and authenticate genuine articles belonging to a first set of classes, and to denominate but not to authenticate genuine articles belonging to a second set of classes.
14. A banknote validator which stores, for each of a plurality of different types of banknotes, characteristic data permitting denomination and authentication of banknotes of that type, and, for banknotes belonging to other types, to store a sub-set of data permitting only denomination of said banknotes and not authentication thereof.
15. A method of classifying banknotes, the method comprising taking measurements of a banknote which may or may not have been stained, and processing the measurements, data representing the characteristics of a plurality of banknote denominations and data representing the characteristics of at least one predetermined stain ink to classify the banknote into one of at least the following categories:
- (a) genuine non-stained bills of one of said denominations;
 - (b) bills which have been stained; and
 - (c) other bills, including non-genuine banknotes.

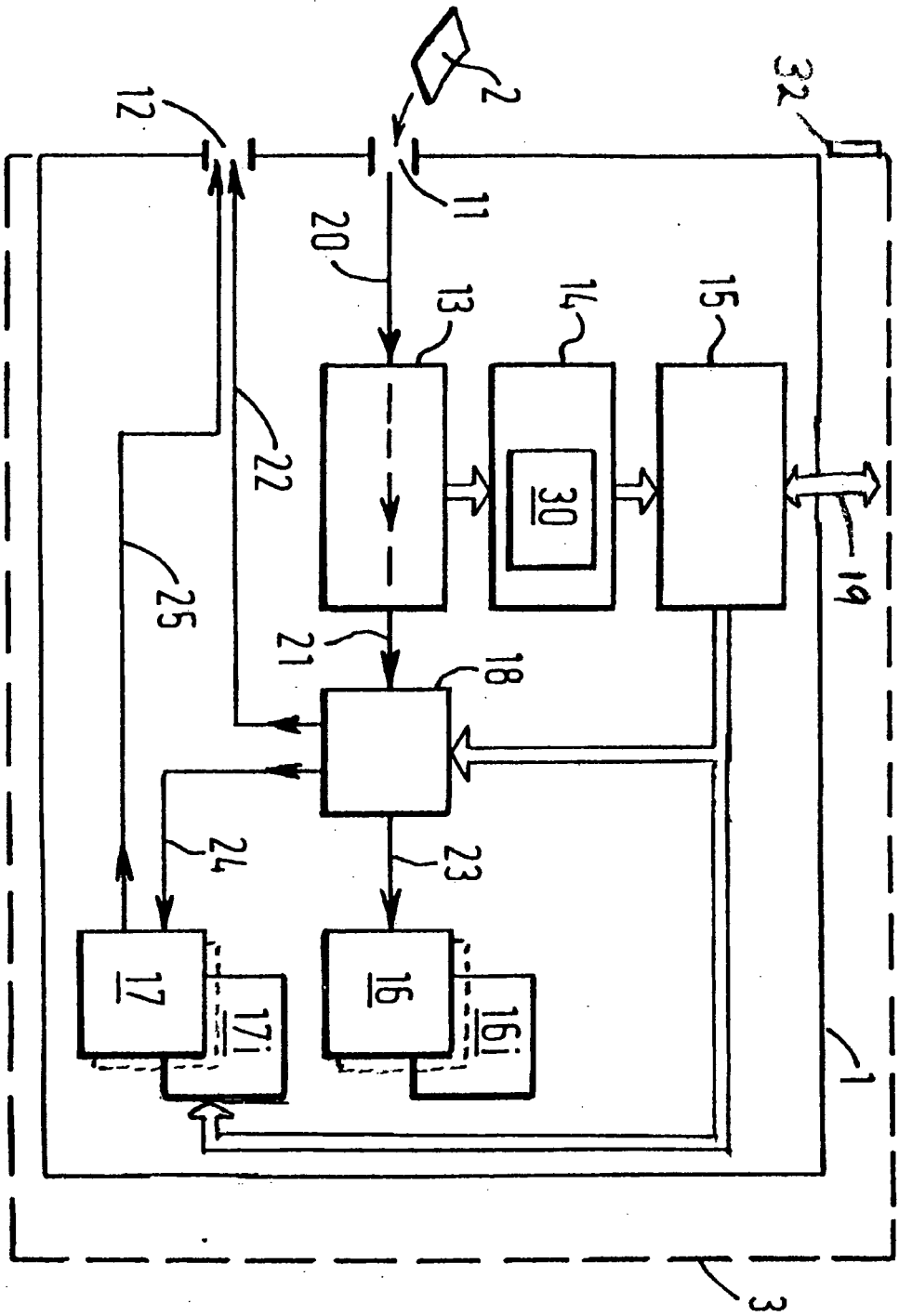


FIG. 1

30

DEN		AUT	STA
D001	I001	A01	S01
D002	I002		
D003	I003		
D004	I004		
D005	I005		
D006	I006		
D007	I007	A02	
D008	I008		
D009	I009		
D010	I010		
D011	I011		
D012	I012		
◆ ◆ ◆ ◆ ◆ ◆			
D795	I795	A10	S04
D796	I796		
D797	I797		
D798	I798		
D799	I799		
D800	I800		

FIG. 2

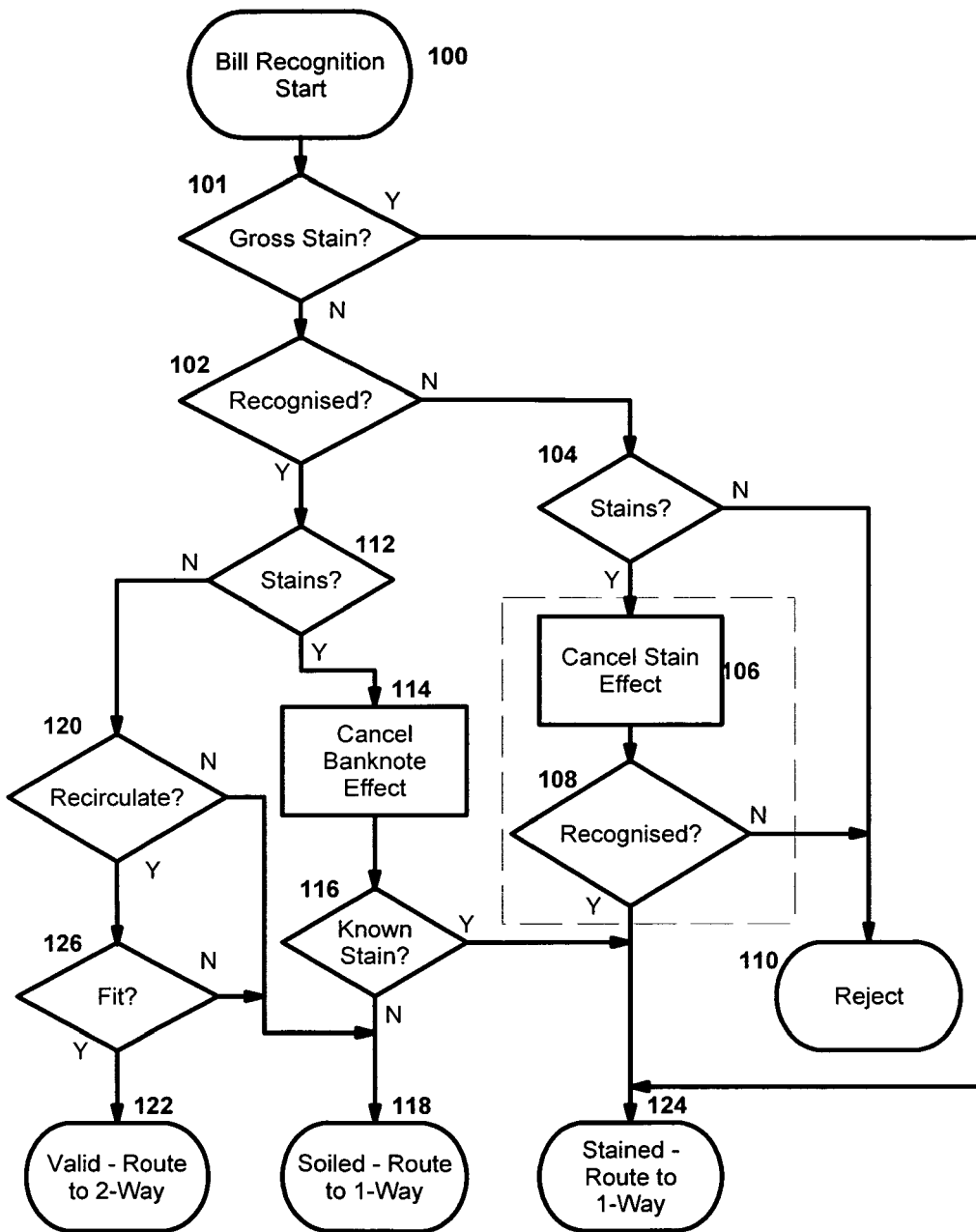


FIG. 3

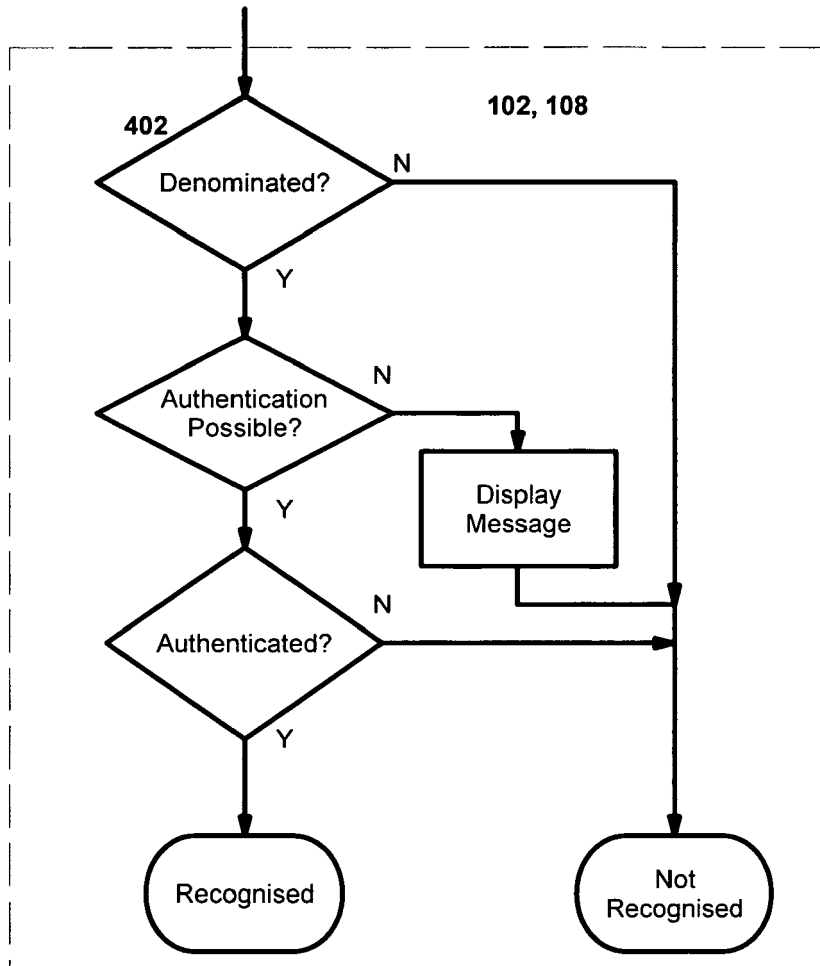


FIG. 4



DOCUMENTS CONSIDERED TO BE RELEVANT			
Category	Citation of document with indication, where appropriate, of relevant passages	Relevant to claim	CLASSIFICATION OF THE APPLICATION (IPC)
A	FR 2 734 385 A (CHAMPOUD) 22 November 1996 (1996-11-22)	1,15	INV. G07D7/12
X	* page 3, line 12 - page 7, line 36; figures 1-4 *	2,7-9	G07D7/18

A	EP 0 889 446 A (NCR INTERNATIONAL INC.) 7 January 1999 (1999-01-07)	1,15	
A	* page 2, line 14 - line 36 * * page 2, line 49 - page 4, line 53; figures 1-4B *	2,7-9	

A	GB 1 150 605 A (GIORI) 30 April 1969 (1969-04-30)	1,15	
X	* page 2, line 13 - page 7, line 39; figures 1-7 *	2	

A	WO 89/00319 A (GLOBAL SECURITY AKTIEBOLAG) 12 January 1989 (1989-01-12)	1,2,15	
	* page 1, line 23 - page 5, line 22; figures 1,2 *		

A,D	US 5 718 318 A (WATCHER) 17 February 1998 (1998-02-17)	1,2,7-9, 15	TECHNICAL FIELDS SEARCHED (IPC) G07D G07F
	* column 2, line 45 - column 4, line 35; figures 1,2 *		

A	US 6 078 682 A (TANIOKA ET AL.) 20 June 2000 (2000-06-20)	1,2,15	
	* column 2, line 17 - column 6, line 44; figures 1-7 *		

A	WO 98/35323 A (CUMMINS-ALLISON CORP.) 13 August 1998 (1998-08-13)	1,2,7-9, 15	
	* page 5, line 27 - page 21, line 20; figures 1-7 *		

-/--			
The present search report has been drawn up for all claims			
Place of search The Hague		Date of completion of the search 28 March 2008	Examiner Rivero, Carlos
CATEGORY OF CITED DOCUMENTS X : particularly relevant if taken alone Y : particularly relevant if combined with another document of the same category A : technological background O : non-written disclosure P : intermediate document		T : theory or principle underlying the invention E : earlier patent document, but published on, or after the filing date D : document cited in the application L : document cited for other reasons & : member of the same patent family, corresponding document	

3

EPO FORM 1503 03.82 (P04C01)



DOCUMENTS CONSIDERED TO BE RELEVANT			
Category	Citation of document with indication, where appropriate, of relevant passages	Relevant to claim	CLASSIFICATION OF THE APPLICATION (IPC)
X	JP 09 204522 A (SANYO ELECTRIC CO LTD) 5 August 1997 (1997-08-05)	3-5	
Y	* abstract * * paragraph [0013] - paragraph [0029]; figure 1 *	6	
Y	----- EP 0 605 208 A (CANON KABUSHIKI KAISHA) 6 July 1994 (1994-07-06) * page 3, line 1 - line 21 * * page 5, line 23 - line 33; figure 6 *	6	
X	JP 2002 373357 A (OKI ELECTRIC IND CO LTD) 26 December 2002 (2002-12-26)	3-5	
A	* abstract; figures 1-5 *	6	
X	JP 09 196861 A (TOSHIBA CORP) 31 July 1997 (1997-07-31)	3-5	
A	* abstract; figures 1-6 *	6	
A	----- JP 02 019992 A (NEC CORP) 23 January 1990 (1990-01-23) * abstract; figure *	3-6	
X	----- EP 1 050 854 A (MARS INCORPORATED) 8 November 2000 (2000-11-08) * paragraph [0001] - paragraph [0011] * * paragraph [0015] - paragraph [0063]; figures 2-4 *	10,12-14	
X	----- US 2001/043140 A1 (ROSS) 22 November 2001 (2001-11-22) * paragraph [0005] - paragraph [0051] * * paragraph [0064] - paragraph [0088]; figures 2-5 *	10,13,14	
----- -/--			
3 The present search report has been drawn up for all claims			
Place of search The Hague		Date of completion of the search 28 March 2008	Examiner Rivero, Carlos
<p>CATEGORY OF CITED DOCUMENTS</p> <p>X : particularly relevant if taken alone Y : particularly relevant if combined with another document of the same category A : technological background O : non-written disclosure P : intermediate document</p> <p>T : theory or principle underlying the invention E : earlier patent document, but published on, or after the filing date D : document cited in the application L : document cited for other reasons</p> <p>..... & : member of the same patent family, corresponding document</p>			

EPO FORM 1503 03.02 (P04C01)



DOCUMENTS CONSIDERED TO BE RELEVANT			
Category	Citation of document with indication, where appropriate, of relevant passages	Relevant to claim	CLASSIFICATION OF THE APPLICATION (IPC)
X	US 5 076 441 A (GERLIER) 31 December 1991 (1991-12-31)	10,13,14	
A	* column 1, line 64 - column 2, line 47 * * column 3, line 23 - column 9, line 16; figures 1-3 *	12	
A	----- EP 1 071 047 A (MARS INCORPORATED) 24 January 2001 (2001-01-24) * paragraph [0064] - paragraph [0071]; figure 2 *	10,12-14	
A	----- US 5 933 520 A1 (ISHIMOTO ET AL.) 3 August 1999 (1999-08-03) * column 3, line 37 - column 10, line 50; figures 1-20 *	10,12-14	
A	----- WO 00/33262 A (MARS INCORPORATED) 8 June 2000 (2000-06-08) * page 5, line 13 - page 6, line 4 * * page 6, line 12 - page 9, line 15; figure 1 *	10,12-14	
			TECHNICAL FIELDS SEARCHED (IPC)
The present search report has been drawn up for all claims			
Place of search The Hague		Date of completion of the search 28 March 2008	Examiner Rivero, Carlos
CATEGORY OF CITED DOCUMENTS X : particularly relevant if taken alone Y : particularly relevant if combined with another document of the same category A : technological background O : non-written disclosure P : intermediate document		T : theory or principle underlying the invention E : earlier patent document, but published on, or after the filing date D : document cited in the application L : document cited for other reasons & : member of the same patent family, corresponding document	

3

EPO FORM 1503 03.82 (P04C01)

**CLAIMS INCURRING FEES**

The present European patent application comprised at the time of filing more than ten claims.

- Only part of the claims have been paid within the prescribed time limit. The present European search report has been drawn up for the first ten claims and for those claims for which claims fees have been paid, namely claim(s):
- No claims fees have been paid within the prescribed time limit. The present European search report has been drawn up for the first ten claims.

LACK OF UNITY OF INVENTION

The Search Division considers that the present European patent application does not comply with the requirements of unity of invention and relates to several inventions or groups of inventions, namely:

see sheet B

- All further search fees have been paid within the fixed time limit. The present European search report has been drawn up for all claims.
- As all searchable claims could be searched without effort justifying an additional fee, the Search Division did not invite payment of any additional fee.
- Only part of the further search fees have been paid within the fixed time limit. The present European search report has been drawn up for those parts of the European patent application which relate to the inventions in respect of which search fees have been paid, namely claims:
- None of the further search fees have been paid within the fixed time limit. The present European search report has been drawn up for those parts of the European patent application which relate to the invention first mentioned in the claims, namely claims:
- The present supplementary European search report has been drawn up for those parts of the European patent application which relate to the invention first mentioned in the claims (Rule 164 (1) EPC).



The Search Division considers that the present European patent application does not comply with the requirements of unity of invention and relates to several inventions or groups of inventions, namely:

1. claims: 1-9, 11 15

A banknote validator storing data indicative of ink used for staining banknotes, being operable to compare this data with data measured from the banknote and classify the banknote based on the results of the comparison.

1.1. claims: 3-6

A banknote validator operable to generate adjusted measurements when analyzing a banknote to compensate for the possible existence of stains present on the banknote

2. claim: 10

Banknote validator to classify a banknote into one of a plurality of types, thereafter operable to authenticate a banknote only if it is classified as one of a sub-group of said types

3. claim: 12

Banknote handling machine having a validator and a display, said validator operable to classify a banknote into a large number of genuine denominations and to authenticate banknotes of a certain sub-group of denominations, the display showing a predetermined message in response to classifying a banknote as belonging to a type which does not fall within said sub-group

4. claim: 13

Banknote validator operable to denominate and authenticate genuine articles belonging to a first set of classes, and to denominate but not to authenticate genuine articles belonging to a second set of classes.

5. claim: 14

Banknote validator which stores characteristic data of a plurality of different types of banknotes for permitting denomination and authentication of that type of banknote, and for banknotes belonging to other types, to store a sub-set of data permitting only denomination of said banknotes and not authentication thereof



The Search Division considers that the present European patent application does not comply with the requirements of unity of invention and relates to several inventions or groups of inventions, namely:

Please note that all inventions mentioned under item 1, although not necessarily linked by a common inventive concept, could be searched without effort justifying an additional fee.

**ANNEX TO THE EUROPEAN SEARCH REPORT
ON EUROPEAN PATENT APPLICATION NO.**

EP 08 00 1090

This annex lists the patent family members relating to the patent documents cited in the above-mentioned European search report. The members are as contained in the European Patent Office EDP file on
The European Patent Office is in no way liable for these particulars which are merely given for the purpose of information.

28-03-2008

Patent document cited in search report		Publication date	Patent family member(s)	Publication date
FR 2734385	A	22-11-1996	AU 5642796 A	29-11-1996
			WO 9636946 A2	21-11-1996
EP 0889446	A	07-01-1999	JP 11086072 A	30-03-1999
			ZA 9805827 A	10-01-2000
GB 1150605	A	30-04-1969	AT 259281 B	10-01-1968
			BE 681902 A	14-11-1966
			CH 440786 A	31-07-1967
			NL 6607686 A	05-12-1966
			NO 117664 B	08-09-1969
			SE 331382 B	21-12-1970
			US 3412993 A	26-11-1968
WO 8900319	A	12-01-1989	AU 1967988 A	30-01-1989
			SE 461359 B	05-02-1990
			SE 8702710 A	31-12-1988
US 5718318	A	17-02-1998	DE 69405105 D1	25-09-1997
			DE 69405105 T2	05-03-1998
			EP 0706698 A1	17-04-1996
			ES 2105721 T3	16-10-1997
			GB 2279796 A	11-01-1995
			HK 1001929 A1	17-07-1998
			WO 9500932 A1	05-01-1995
			JP 9501248 T	04-02-1997
US 6078682	A	20-06-2000	NONE	
WO 9835323	A	13-08-1998	AU 6151898 A	26-08-1998
			EP 0961997 A2	08-12-1999
JP 09204522	A	05-08-1997	JP 2816129 B2	27-10-1998
EP 0605208	A	06-07-1994	CA 2112735 A1	02-07-1994
			DE 69331041 D1	06-12-2001
			DE 69331041 T2	06-06-2002
JP 2002373357	A	26-12-2002	NONE	
JP 09196861	A	31-07-1997	NONE	
JP 02019992	A	23-01-1990	NONE	
EP 1050854	A	08-11-2000	GB 2349002 A	18-10-2000
			US 2002195309 A1	26-12-2002

EPC FORM P0459

For more details about this annex : see Official Journal of the European Patent Office, No. 12/82

ANNEX TO THE EUROPEAN SEARCH REPORT
ON EUROPEAN PATENT APPLICATION NO.

EP 08 00 1090

This annex lists the patent family members relating to the patent documents cited in the above-mentioned European search report. The members are as contained in the European Patent Office EDP file on
The European Patent Office is in no way liable for these particulars which are merely given for the purpose of information.

28-03-2008

Patent document cited in search report	Publication date	Patent family member(s)	Publication date
US 2001043140 A1	22-11-2001	GB 2361765 A	31-10-2001
US 5076441 A	31-12-1991	AT 114065 T	15-11-1994
		DE 58908629 D1	15-12-1994
		EP 0379638 A1	01-08-1990
		ES 2063795 T3	16-01-1995
EP 1071047 A	24-01-2001	NONE	
US 5933520 A1		NONE	
WO 0033262 A	08-06-2000	AU 1580100 A	19-06-2000
		CN 1334944 A	06-02-2002
		DE 69925155 D1	09-06-2005
		DE 69925155 T2	12-01-2006
		EP 1138026 A1	04-10-2001
		ES 2241342 T3	16-10-2005
		GB 2344446 A	07-06-2000
		JP 2002531906 T	24-09-2002
		US 6588571 B1	08-07-2003

REFERENCES CITED IN THE DESCRIPTION

This list of references cited by the applicant is for the reader's convenience only. It does not form part of the European patent document. Even though great care has been taken in compiling the references, errors or omissions cannot be excluded and the EPO disclaims all liability in this regard.

Patent documents cited in the description

- WO 9500932 A [0003] [0048]