



US00D339770S

# United States Patent [19]

[11] Patent Number: Des. 339,770

Noami

[45] Date of Patent: \*\* Sep. 28, 1993

- [54] BICYCLE REAR DERAILEUR
- [75] Inventor: Hiroyuki Noami, Osaka, Japan
- [73] Assignee: Maeda Industries, Ltd., Osaka, Japan
- [\*\*] Term: 14 Years
- [21] Appl. No.: 873,544
- [22] Filed: Apr. 22, 1992
- [30] Foreign Application Priority Data
  - Oct. 31, 1991 [JP] Japan ..... 3-33198
- [52] U.S. Cl. .... D12/124
- [58] Field of Search ..... D12/124, 179; 474/82; 74/475, 489

- [56] References Cited
- U.S. PATENT DOCUMENTS
- |            |         |                     |         |
|------------|---------|---------------------|---------|
| D. 235,631 | 7/1975  | Shimano et al. .... | D12/124 |
| D. 269,864 | 7/1983  | Watanabe .....      | D12/124 |
| D. 283,415 | 4/1986  | Ishikawa .....      | D12/124 |
| D. 292,503 | 10/1987 | Juy .....           | D12/124 |
| D. 319,206 | 8/1991  | Demarzieres .....   | D12/179 |

Primary Examiner—Wallace R. Burke  
 Assistant Examiner—Melody Brown  
 Attorney, Agent, or Firm—William H. Eilberg

### [57] CLAIM

The ornamental design for a bicycle rear derailleur, as shown and described.

### DESCRIPTION

FIG. 1 is a perspective view of a bicycle rear derailleur showing my new design;  
 FIG. 2 is a front elevational view of the design;  
 FIG. 3 is a left side view of the design;  
 FIG. 4 is a rear elevational view of the design;  
 FIG. 5 is a right side view of the design;  
 FIG. 6 is a top plan view of the design;  
 FIG. 7 is a bottom view of the design; and,  
 FIG. 8 is a front elevational view of the rear derailleur as mounted to the bicycle frame together with a multiple sprocket assembly, the imaginary line portions being for illustrative purposes only and form no part of the design.

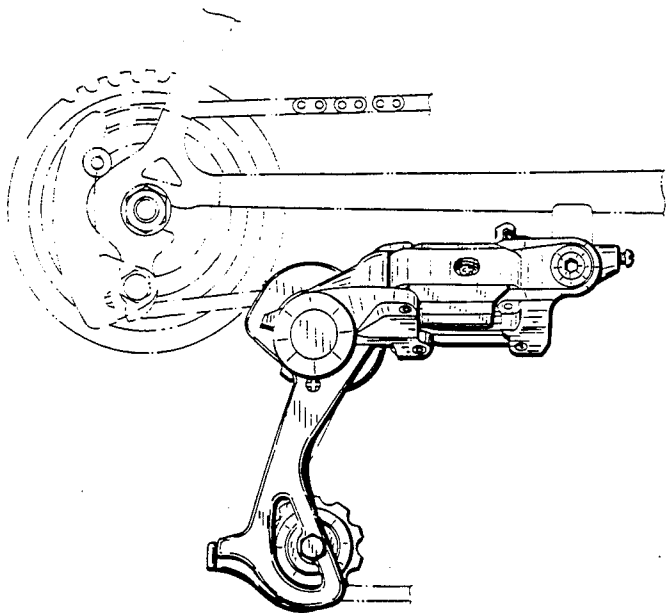
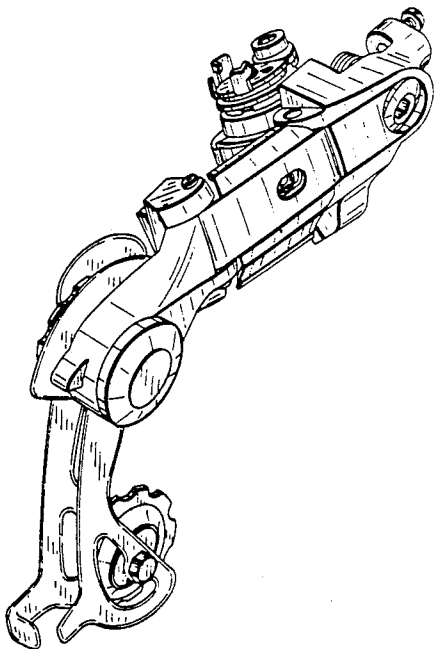


Fig. 1

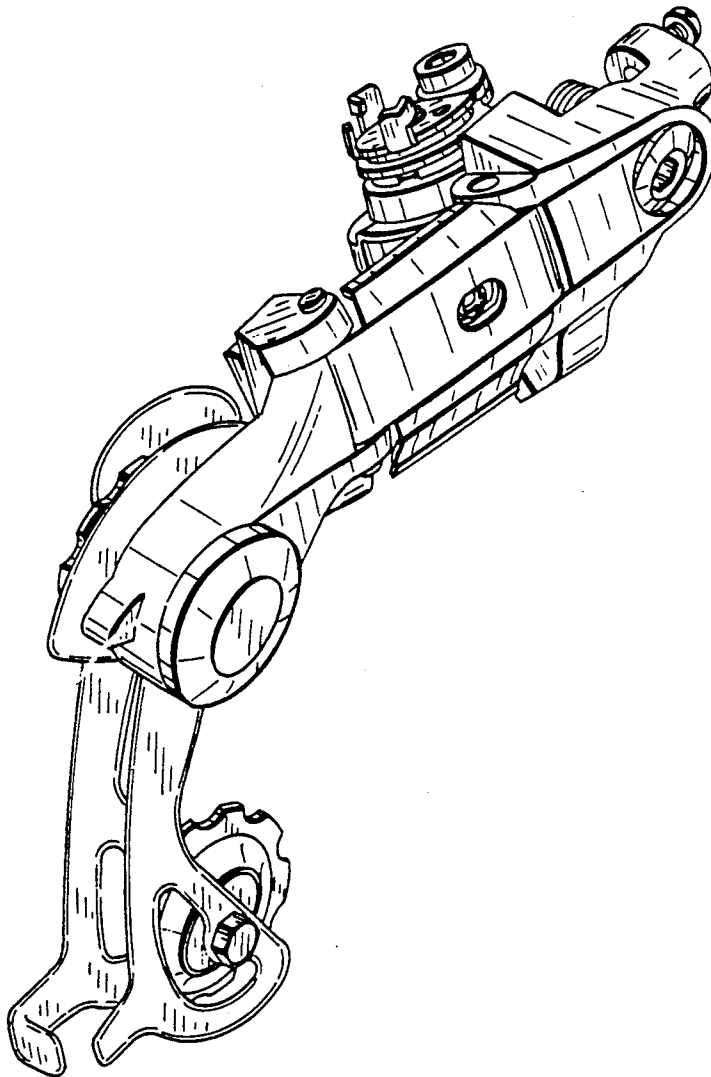


Fig. 2

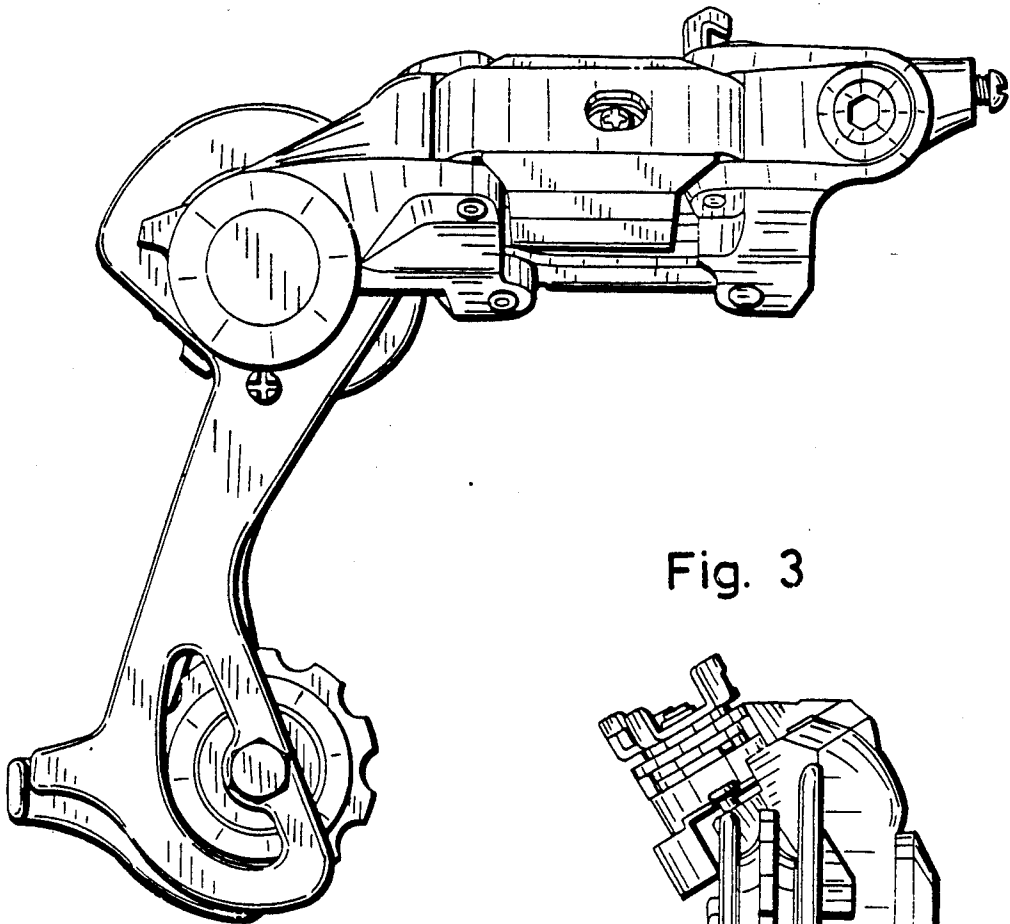


Fig. 3

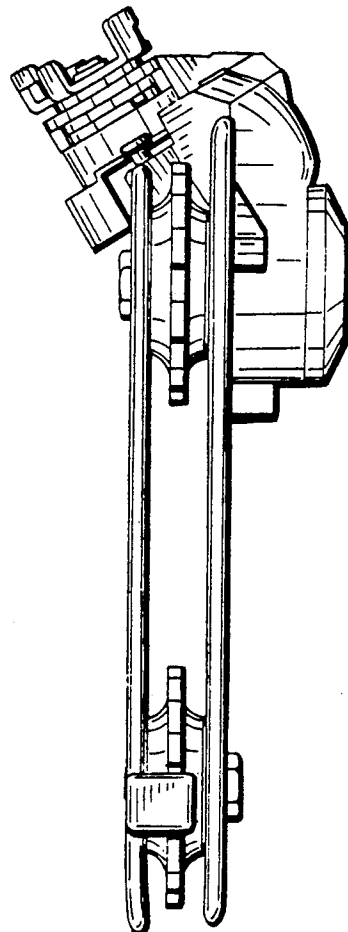


Fig. 4

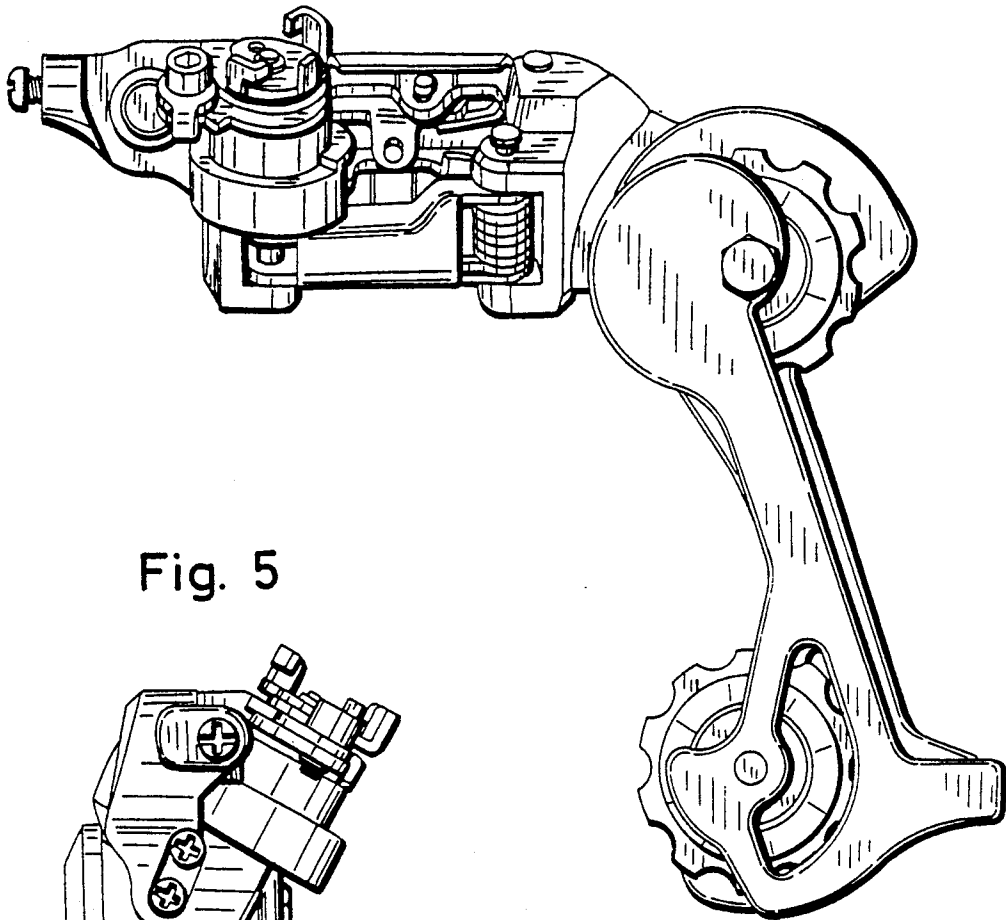


Fig. 5

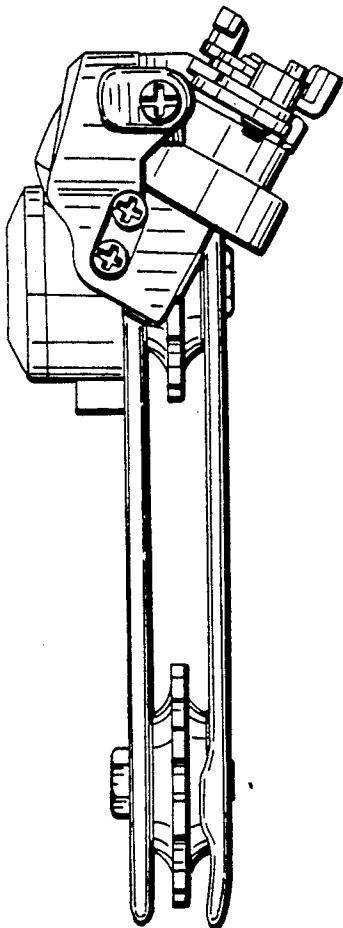


Fig. 6




Fig. 7

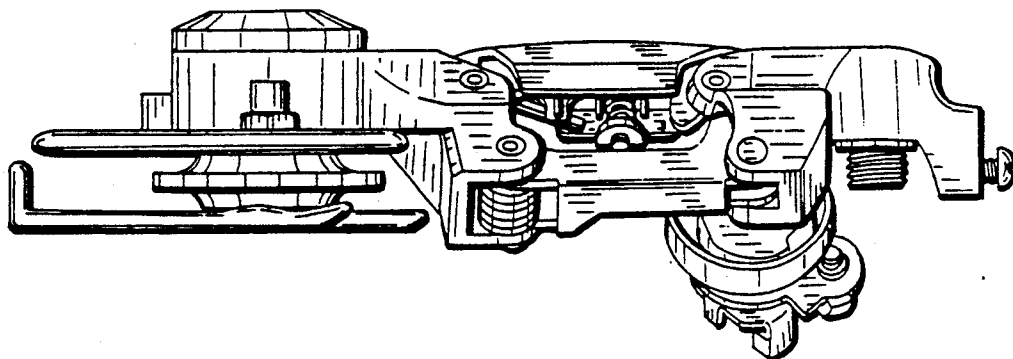


Fig. 8

