



US00D550907S

(12) **United States Design Patent**
Jeon et al.

(10) **Patent No.: US D550,907 S**

(45) **Date of Patent: ** Sep. 11, 2007**

(54) **DRUM WASHING MACHINE**

(75) Inventors: **Ho Il Jeon**, Yongin-Si (KR); **Young Soo Ha**, Seoul (KR); **Jong Hee Han**, Seoul (KR)

(73) Assignee: **LG Electronics Inc.**, Seoul (KR)

(**) Term: **14 Years**

(21) Appl. No.: **29/263,088**

(22) Filed: **Jul. 17, 2006**

(30) **Foreign Application Priority Data**

Jan. 17, 2006 (KR) 30-2006-0001958

(51) **LOC (8) Cl.** **15-05**

(52) **U.S. Cl.** **D32/6**

(58) **Field of Classification Search** D32/1,
D32/5, 6, 8, 10; 34/58, 108, 523, 130-132,
34/595-597, 600, 417, 499, 534; 68/3 R,
68/4, 5 R, 12.01, 12.08; 38/1 A; 312/31
See application file for complete search history.

(56) **References Cited**

U.S. PATENT DOCUMENTS

D517,257 S * 3/2006 Kim et al. D32/6
D517,756 S * 3/2006 Ha et al. D32/6
D519,248 S * 4/2006 Kim et al. D32/6

D519,691 S * 4/2006 Kim et al. D32/6
D520,686 S * 5/2006 Jeon et al. D32/6
D527,499 S * 8/2006 Jung et al. D32/6
D528,712 S * 9/2006 Ha et al. D32/6
D528,713 S * 9/2006 Ha et al. D32/6
D529,242 S * 9/2006 Ha et al. D32/6

* cited by examiner

Primary Examiner—Louis S. Zarfes

Assistant Examiner—Kathleen Sims

(74) *Attorney, Agent, or Firm*—Birch, Stewart, Kolasch & Birch, LLP

(57) **CLAIM**

The ornamental design for a drum washing machine, as shown.

DESCRIPTION

FIG. 1 is a front, right perspective view of the drum washing machine showing our new design;

FIG. 2 is a front view thereof;

FIG. 3 is a rear view thereof;

FIG. 4 is a left side view thereof;

FIG. 5 is a right side view thereof;

FIG. 6 is a top view thereof; and,

FIG. 7 is a bottom view thereof.

1 Claim, 7 Drawing Sheets

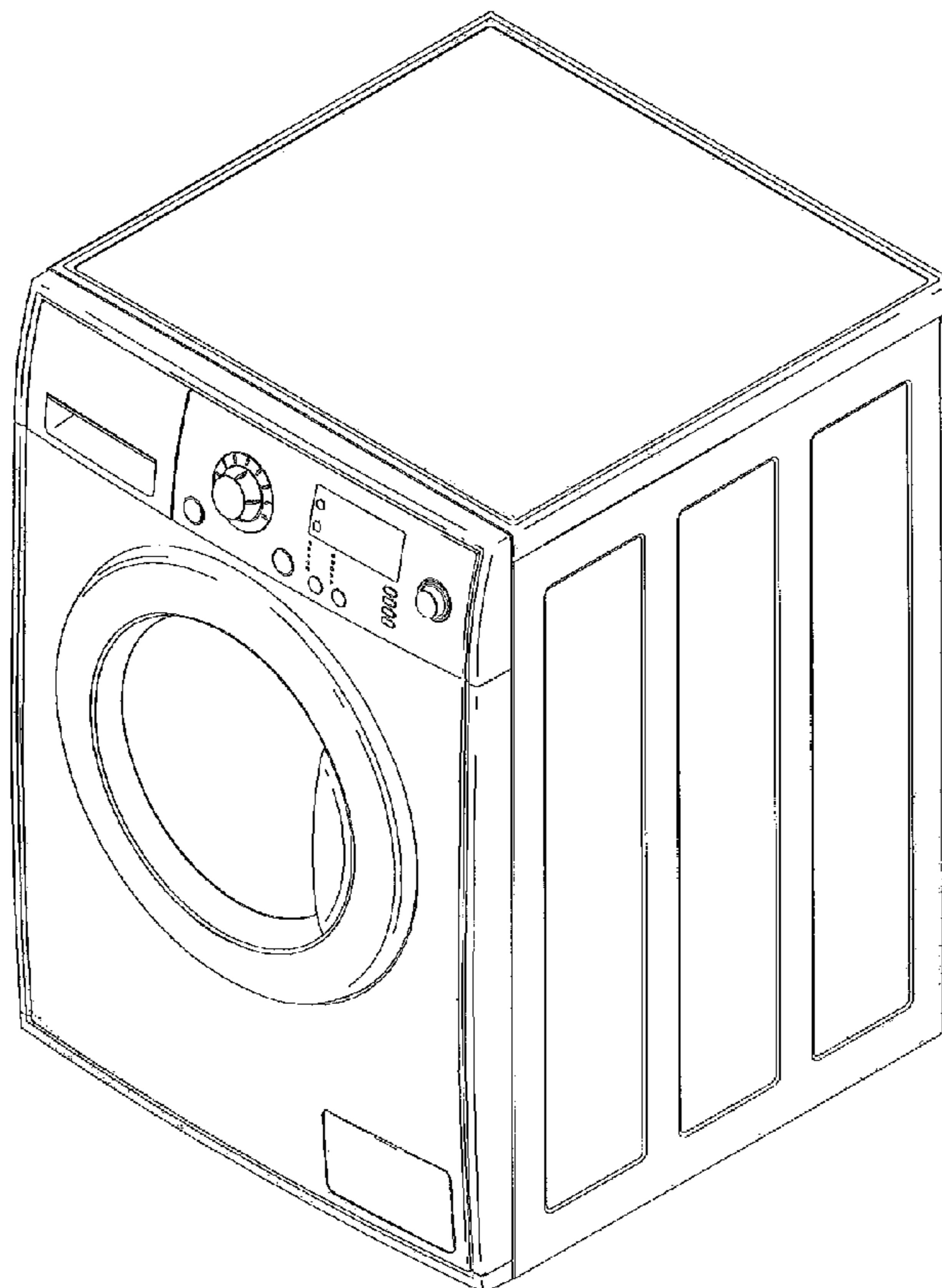


Fig. 1

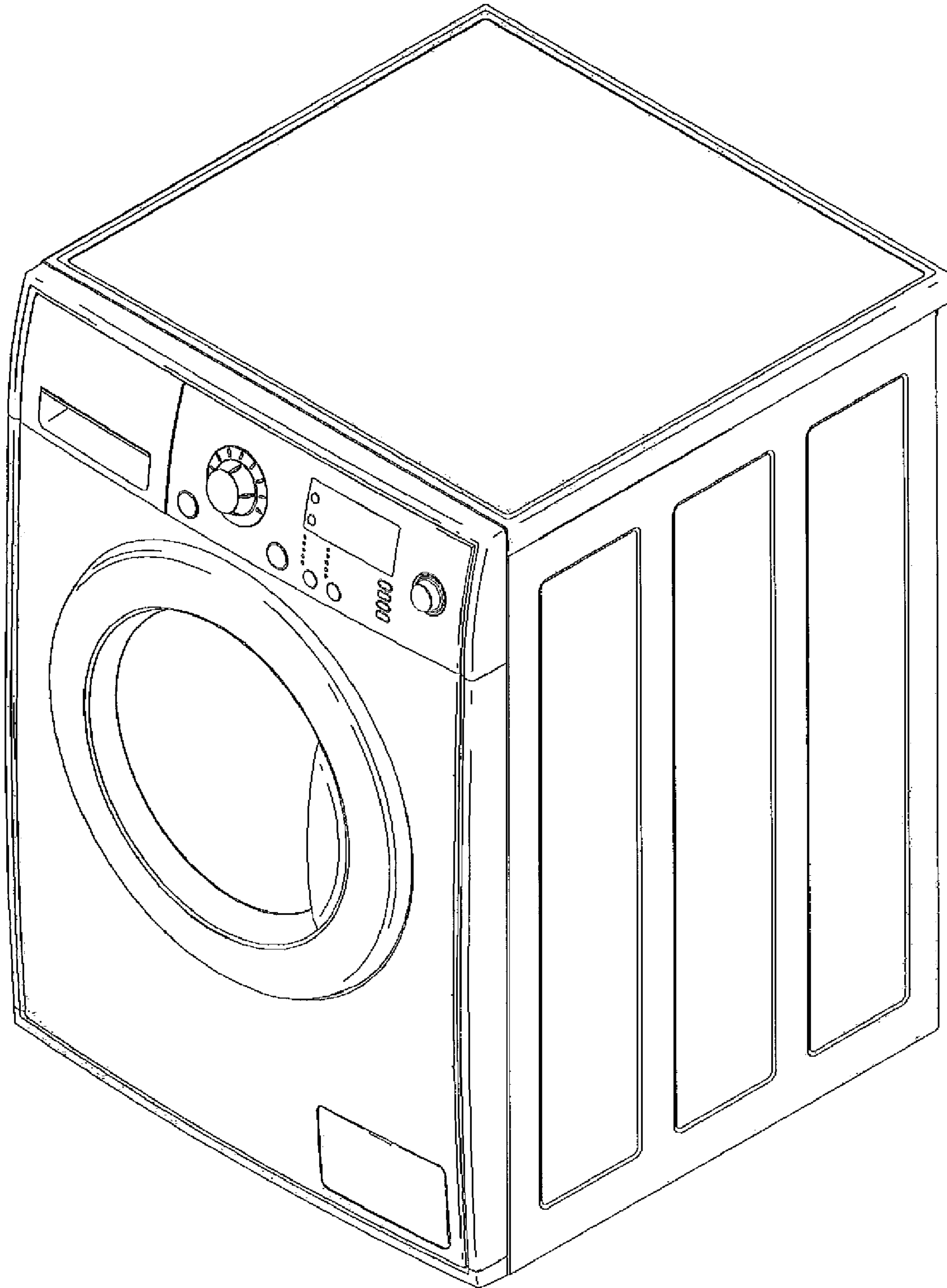


Fig. 2

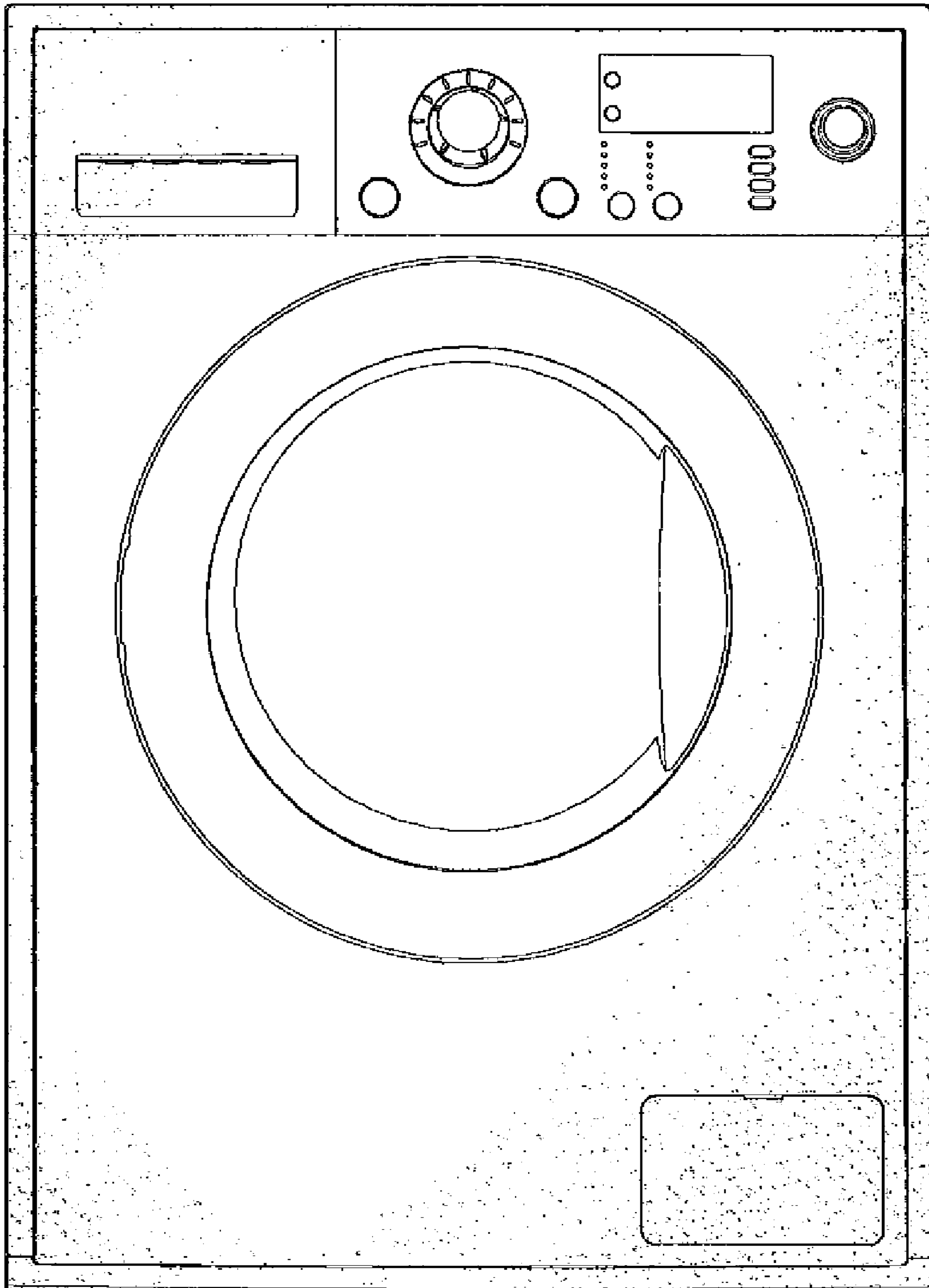


Fig. 3

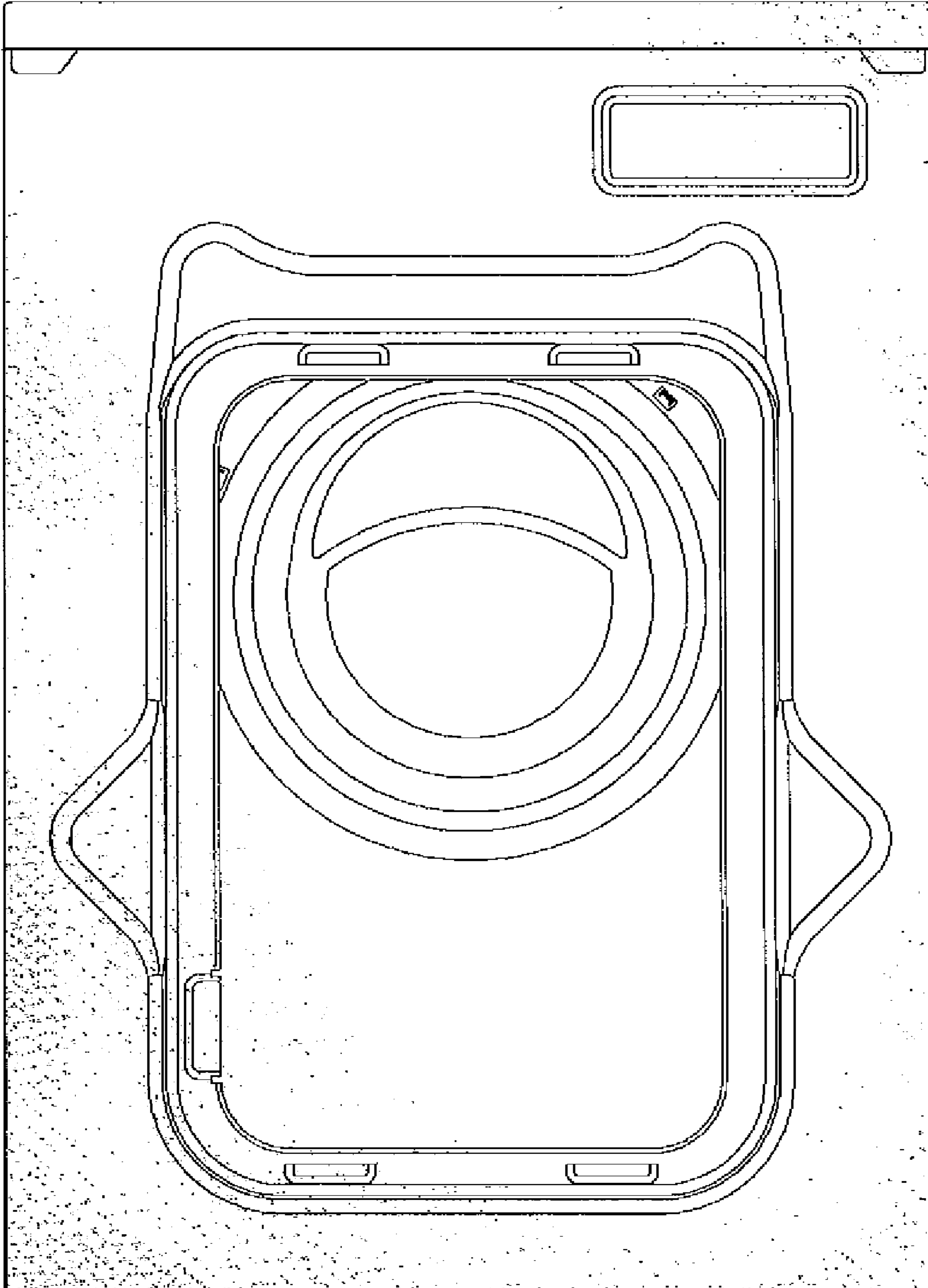


Fig. 4




Fig. 5




Fig. 6




Fig. 7

