

[54] TELEPHONE

[75] Inventor: Yoshihiko Sugano, Tokyo, Japan

[73] Assignee: Kabushiki Kaisha Toshiba, Kawasaki, Japan

[**] Term: 14 Years

[21] Appl. No.: 376,410

[22] Filed: Jul. 7, 1989

[30] Foreign Application Priority Data

Jan. 13, 1989 [JP] Japan 623/89

[52] U.S. Cl. D14/151; D14/142

[58] Field of Search D14/151, 141, 144; 379/419, 420, 436, 433, 440, 432, 428

[56] References Cited

U.S. PATENT DOCUMENTS

- D. 276,338 11/1984 Pardo D14/144
- D. 282,655 2/1986 Kaku et al. D14/151
- D. 292,090 9/1987 Shintomi D14/141
- D. 292,580 11/1987 Wang D14/151
- D. 293,783 1/1988 Martinez D14/141
- D. 298,532 11/1988 Richardson et al. D14/151
- D. 298,618 11/1988 Martinez D14/141
- D. 298,619 11/1988 Kuo D14/151
- D. 299,717 2/1989 Fukutome D14/144 X

- D. 301,138 5/1989 Lee D14/151
- D. 303,964 10/1989 Fukutome D14/142 X
- D. 304,940 12/1989 Pfeifer et al. D14/151

FOREIGN PATENT DOCUMENTS

732876 5/1988 Japan .

OTHER PUBLICATIONS

Catalog of RICOH MT5.

Primary Examiner—Horace B. Fay, Jr.
Attorney, Agent, or Firm—Oblon, Spivak, McClelland, Maier & Neustadt

[57] CLAIM

The ornamental design for a telephone, as shown.

DESCRIPTION

FIG. 1 is a top and left side perspective view of a telephone showing my new design, with a handset shown inverted and a cover in an open position;
 FIG. 2 is a front elevational view thereof;
 FIG. 3 is a rear elevational view thereof;
 FIG. 4 is a right side elevational view thereof;
 FIG. 5 is a left side elevational view thereof;
 FIG. 6 is a top plan view thereof;
 FIG. 7 is a bottom plan view thereof; and
 FIG. 8 is a top plan view thereof, with a handset shown inverted and a cover in an open position.

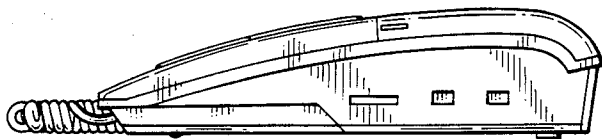
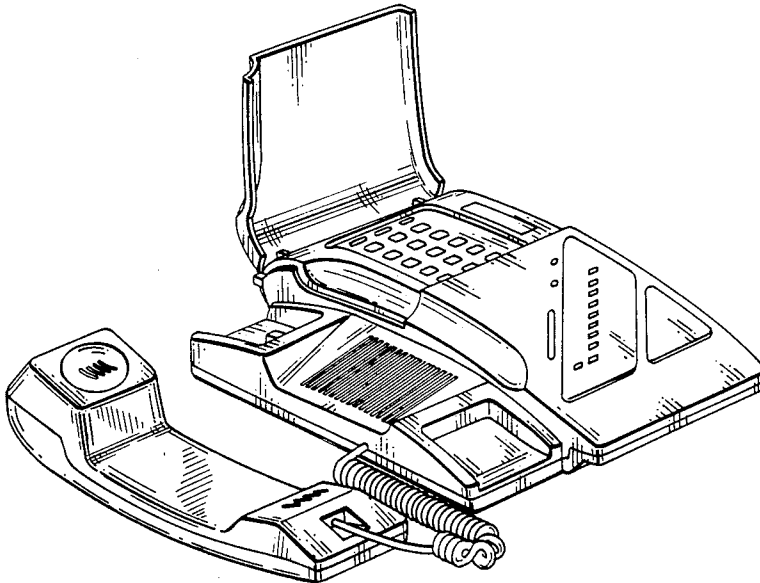


FIG. 1

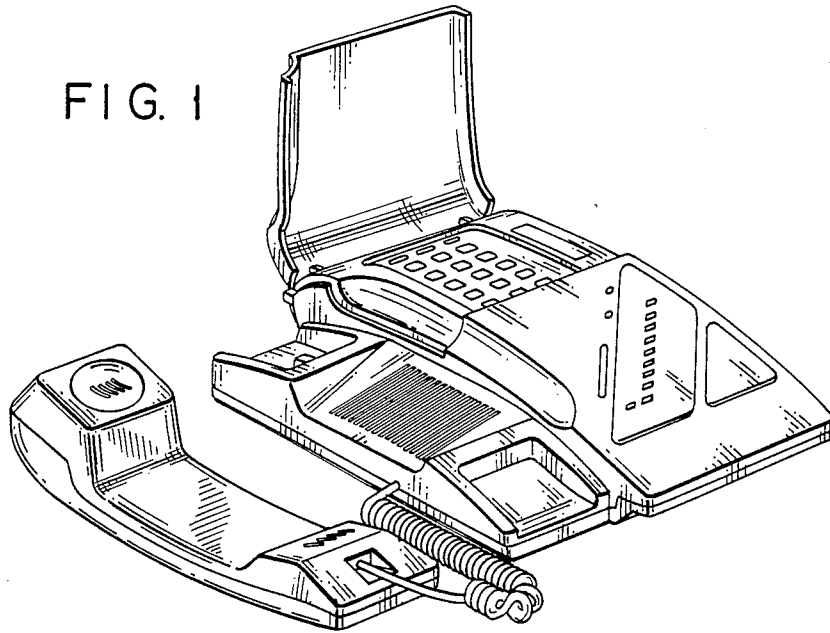


FIG. 2




FIG. 3

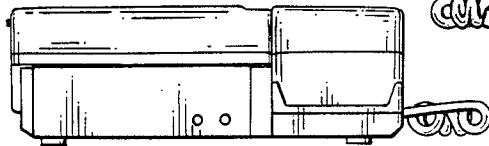


FIG. 4

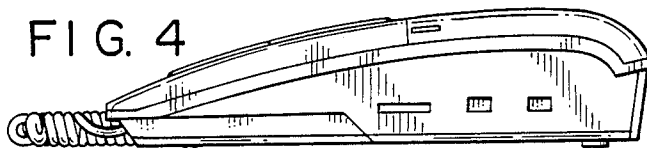


FIG. 5

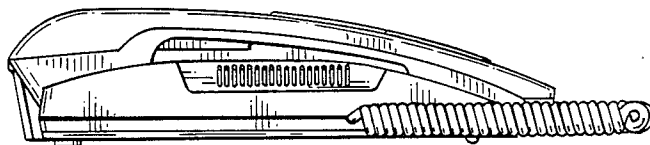


FIG. 6

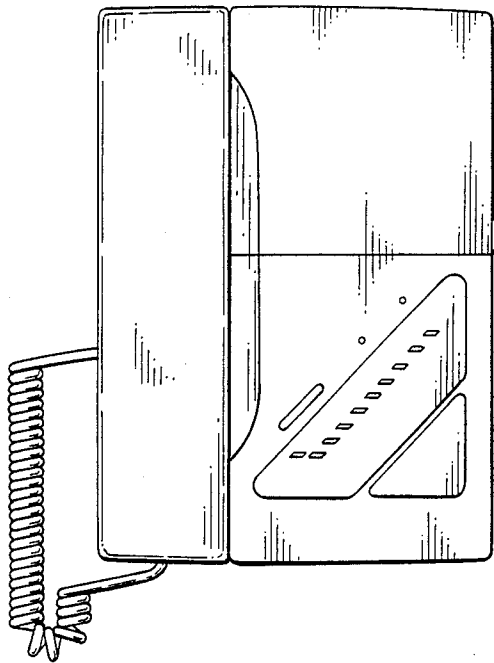


FIG. 7

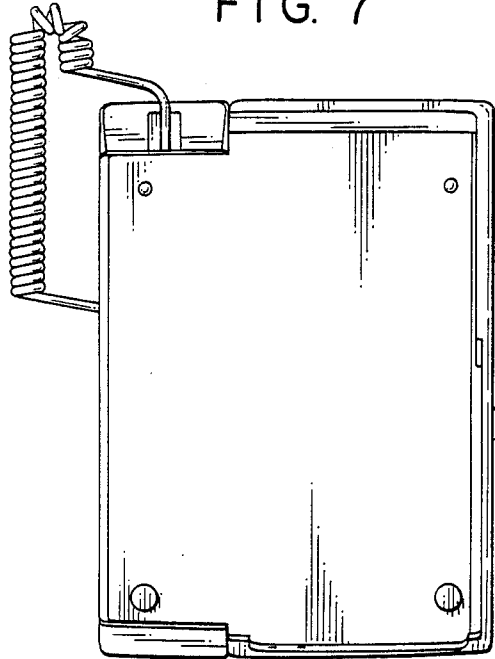


FIG. 8

