



US0D1051878S

(12) **United States Design Patent**
Zhu

(10) **Patent No.:** **US D1,051,878 S**

(45) **Date of Patent:** **** Nov. 19, 2024**

- (54) **GAME CONTROLLER COVER**
- (71) Applicant: **Jiarui Zhu**, Zhongshan (CN)
- (72) Inventor: **Jiarui Zhu**, Zhongshan (CN)
- (**) Term: **15 Years**
- (21) Appl. No.: **29/869,591**
- (22) Filed: **Jan. 4, 2023**

D922,493 S *	6/2021	Zhu	D21/333
D923,099 S *	6/2021	Zhu	D21/333
D936,147 S *	11/2021	Zhu	D21/333
D936,148 S *	11/2021	Zhu	D21/333
D954,710 S *	6/2022	Kobayashi	D14/416
D982,665 S *	4/2023	Zhu	D21/333
D992,032 S *	7/2023	Zhu	D21/333
D1,002,732 S *	10/2023	Young	D14/401
D1,010,009 S *	1/2024	Ou	D21/333
D1,038,129 S *	8/2024	Zou	D14/401
D1,041,567 S *	9/2024	Chen	D14/401

* cited by examiner

Primary Examiner — Mehri F Bajoul

- (51) **LOC (14) Cl.** **21-01**
- (52) **U.S. Cl.**

USPC **D14/218**; D21/333

(58) **Field of Classification Search**

USPC D21/324-329, 330, 331, 333, 341, 342, D21/349, 386; D14/137, 138, 160, 168, D14/174, 177, 190, 217, 218, 250, 299, D14/322, 341, 345, 346, 353, 354, 356, D14/387, 388, 389, 399-401, 412-416, D14/421, 432, 440, 443, 449, 450, 454, D14/463, 471, 474, 483, 493, 496, 511; D13/162, 162.1, 168

CPC A63F 13/98; A63F 2007/3095; C09J 7/38; C09J 2201/122; G06F 3/03543; G06F 2203/0333

See application file for complete search history.

(56) **References Cited**

U.S. PATENT DOCUMENTS

D545,317 S *	6/2007	Wang	D14/401
D570,854 S *	6/2008	Harris	D21/333
D712,484 S *	9/2014	Sumii	D14/401
D733,802 S *	7/2015	Burgess	D14/401
D845,395 S *	4/2019	Strahle	D21/333
D868,898 S *	12/2019	Fei	D21/333
D872,183 S *	1/2020	Chatterjee	D21/333

(57) **CLAIM**

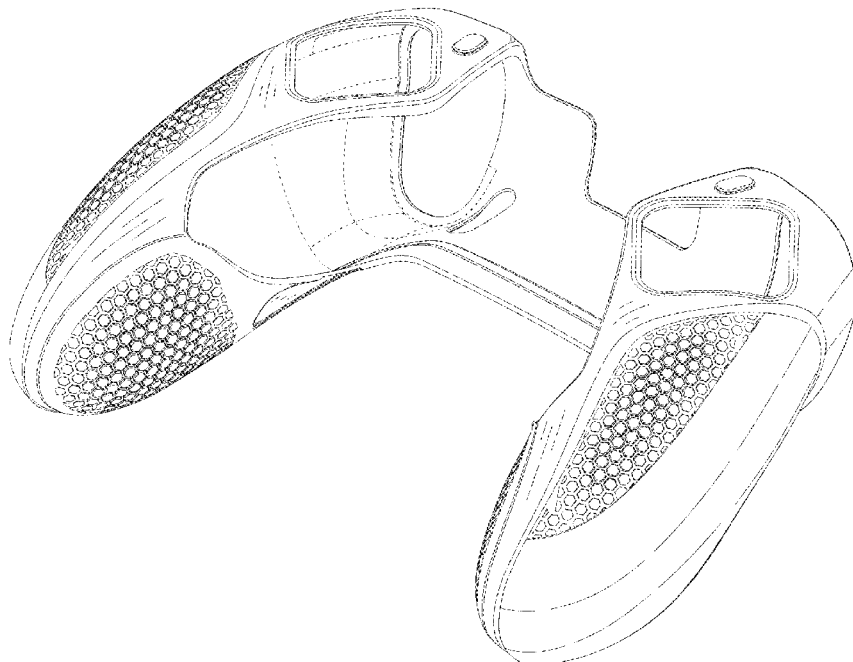
The ornamental design for a game controller cover, as shown and described.

DESCRIPTION

FIG. 1 is a front, right and bottom perspective view of a game controller cover showing my new design; FIG. 2 is a rear, left and top perspective view thereof; FIG. 3 is a front view thereof; FIG. 4 is a rear view thereof; FIG. 5 is a left view thereof; FIG. 6 is a right view thereof; FIG. 7 is a top view thereof; FIG. 8 is a bottom view thereof; and, FIG. 9 is a front view of the game controller cover shown in its environment of use.

The broken lines, in FIG. 1, depict portions of the game controller cover that form no part of the claim. The broken line game controller, in FIG. 9, illustrates environmental structure and form no part of the claimed design.

1 Claim, 9 Drawing Sheets



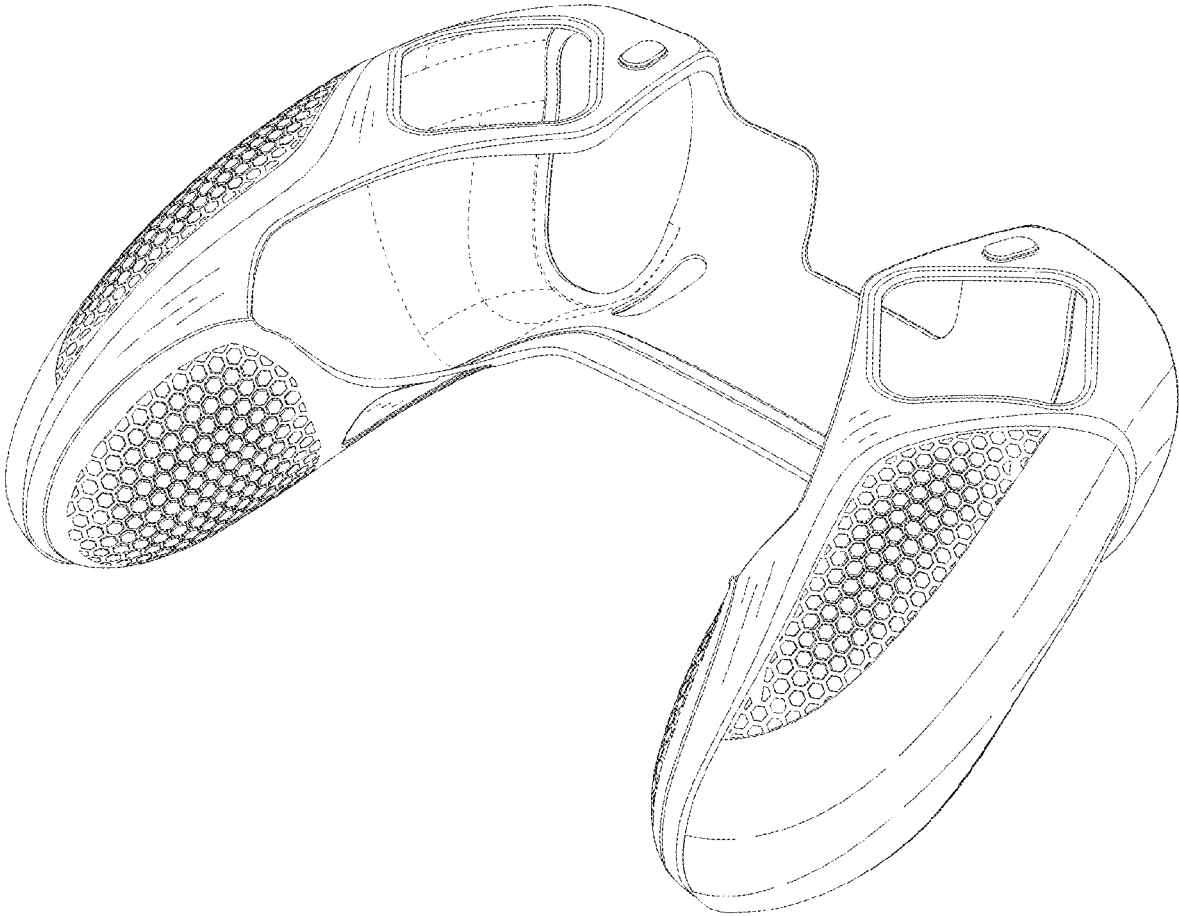


FIG. 1

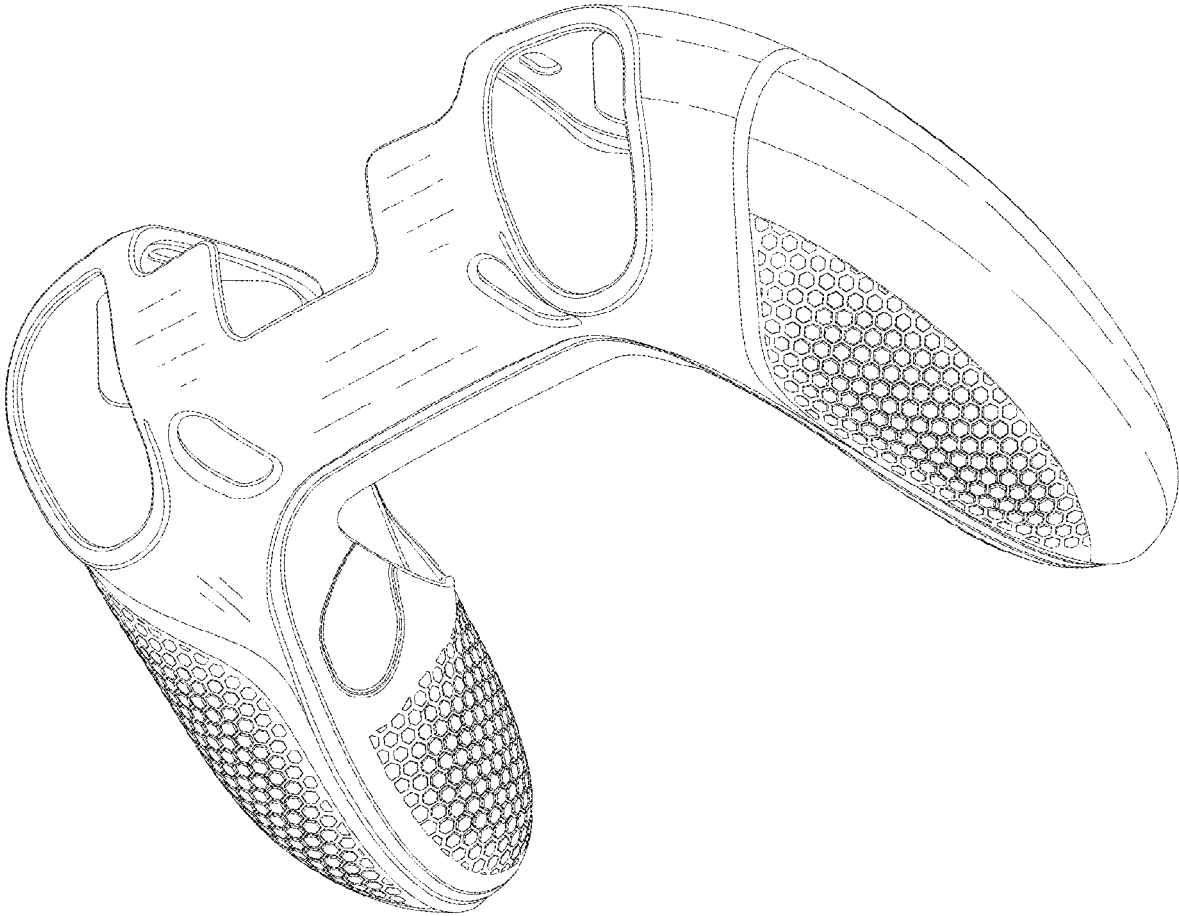


FIG. 2

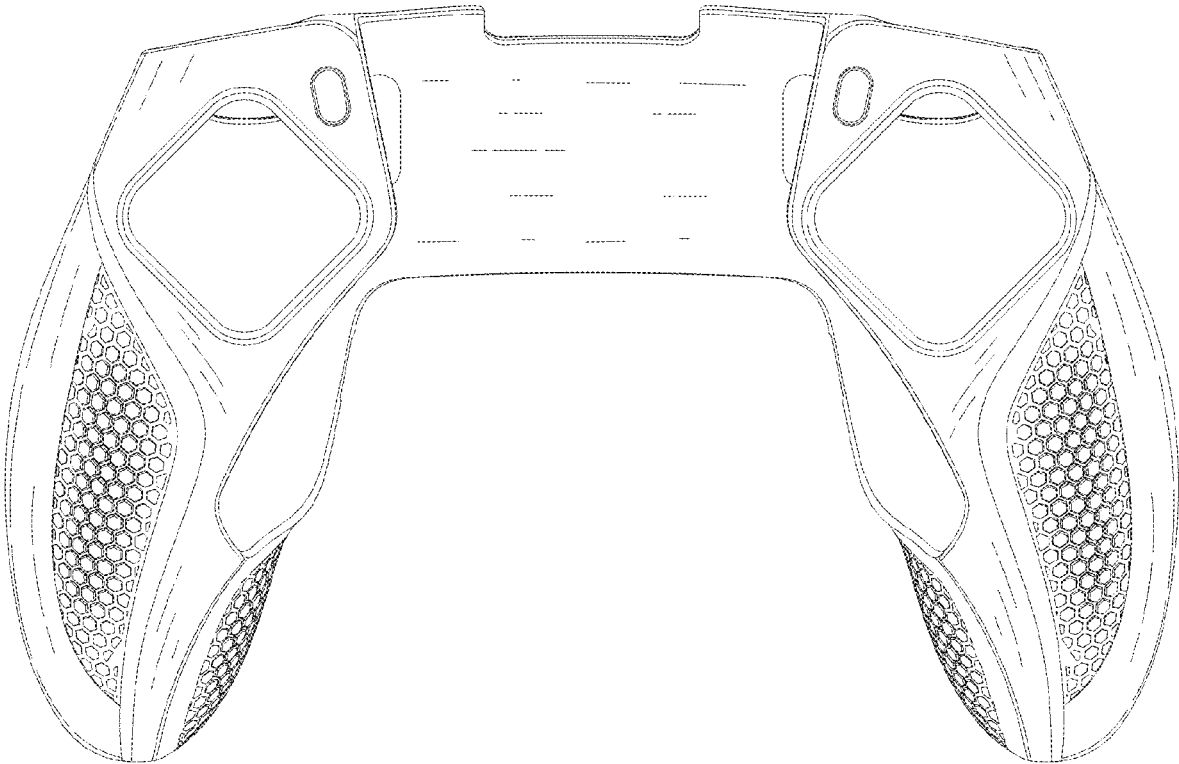


FIG. 3

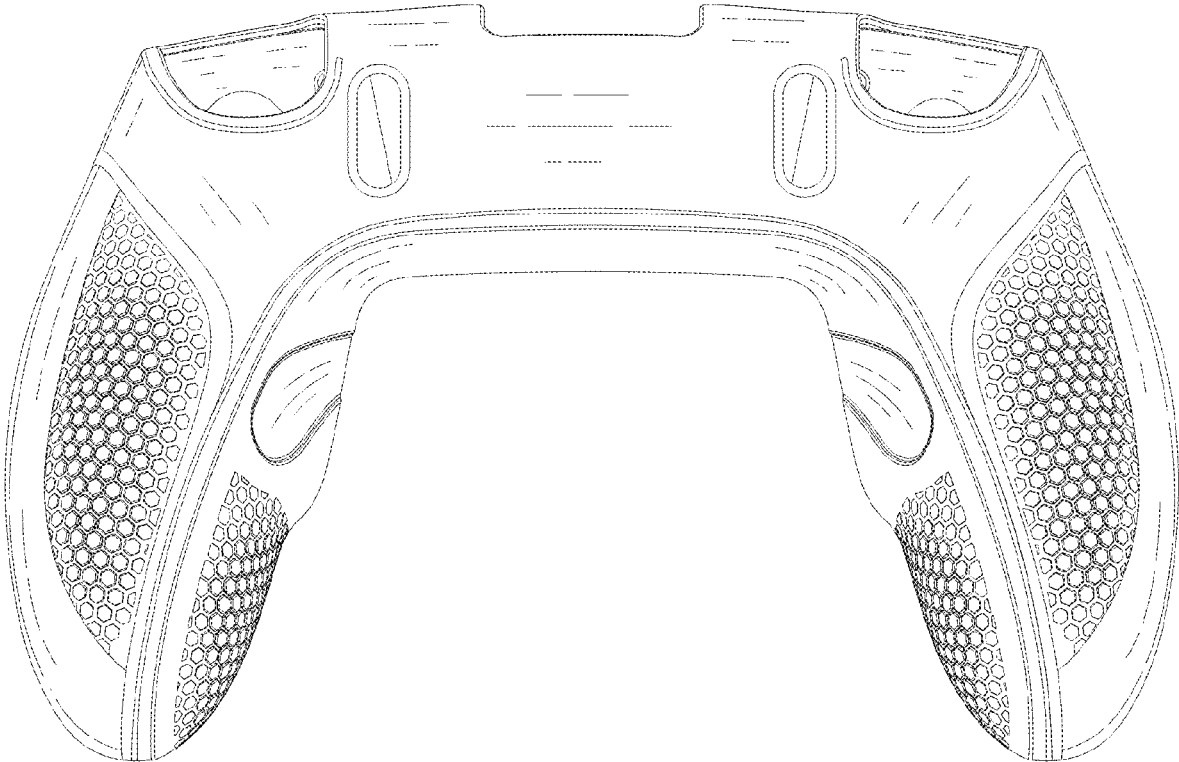


FIG. 4

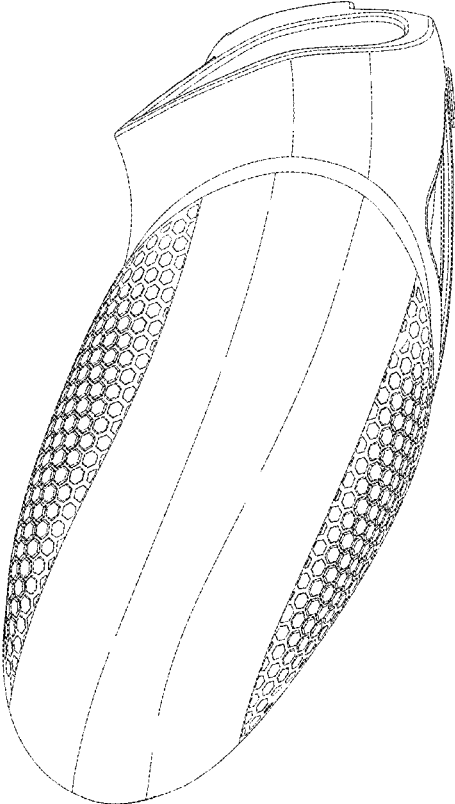


FIG. 5

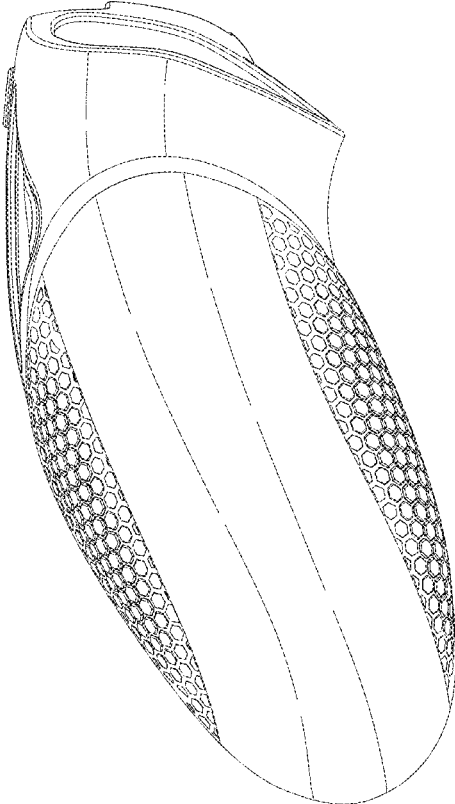


FIG. 6

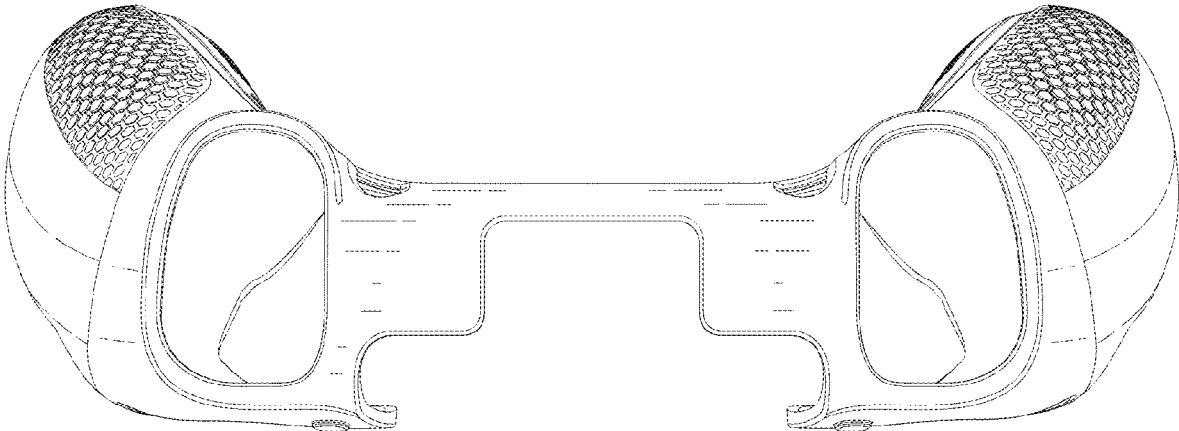


FIG. 7

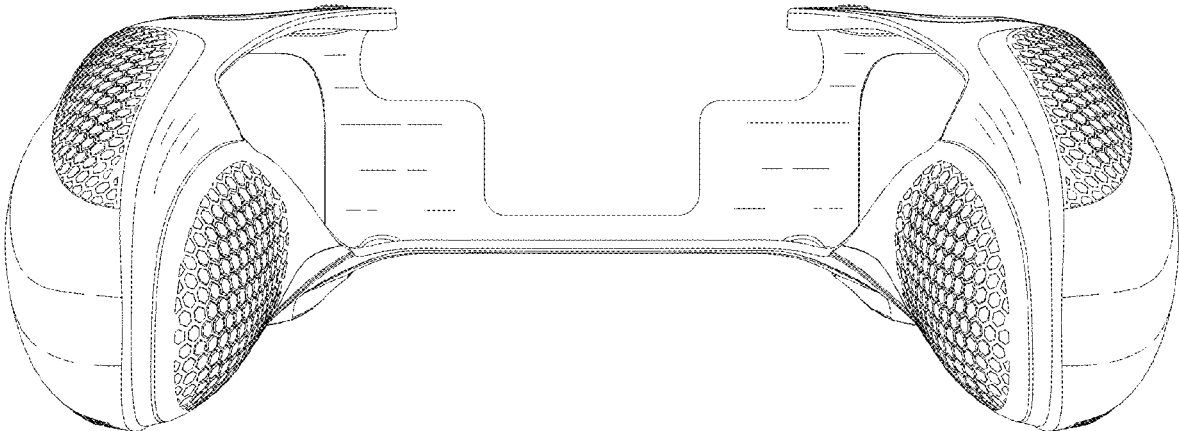


FIG. 8



FIG. 9