



US00D333720S

United States Patent [19] Hatfield

[11] **Patent Number:** Des. 333,720
[45] **Date of Patent:** ** Mar. 9, 1993

- [54] **SHOE MIDSOLE**
- [75] **Inventor:** Tinker L. Hatfield, Portland, Oreg.
- [73] **Assignee:** Nike, Inc., Beaverton, Oreg.
- [**] **Term:** 14 Years
- [21] **Appl. No.:** 897,535
- [22] **Filed:** Jun. 12, 1992
- [52] **U.S. Cl.** D2/314
- [58] **Field of Search** D2/264, 265, 274, 311, D2/308-314, 317-322; 36/25 R, 28, 29, 32 R, 43-45, 59 R, 59 C, 83, 84, 89, 101-107, 112-114, 132, 136

- [56] **References Cited**
- U.S. PATENT DOCUMENTS**
- | | | | | |
|------------|---------|----------|-------|--------|
| D. 312,918 | 12/1990 | Aveni | | D2/314 |
| D. 316,324 | 4/1991 | Rogers | | D2/320 |
| D. 316,626 | 5/1991 | Hatfield | | D2/320 |
| D. 323,423 | 1/1992 | Rogers | | D2/320 |
| D. 324,762 | 3/1992 | Hatfield | | D2/318 |
| D. 325,464 | 4/1992 | Smith | | D2/314 |
| 4,638,577 | 1/1987 | Riggs | | 36/114 |

- OTHER PUBLICATIONS**
- Nike 1992 Fall Catalog, Published Dec. 1991, pp. 10, 22, and 42.
 - Nike 1991 Fall Catalog, Published Dec. 1990, p. 38.
 - Nike 1991 Spring Catalog, Published Jun. 1990, p. 58.
- Primary Examiner*—Louis S. Zarfaz

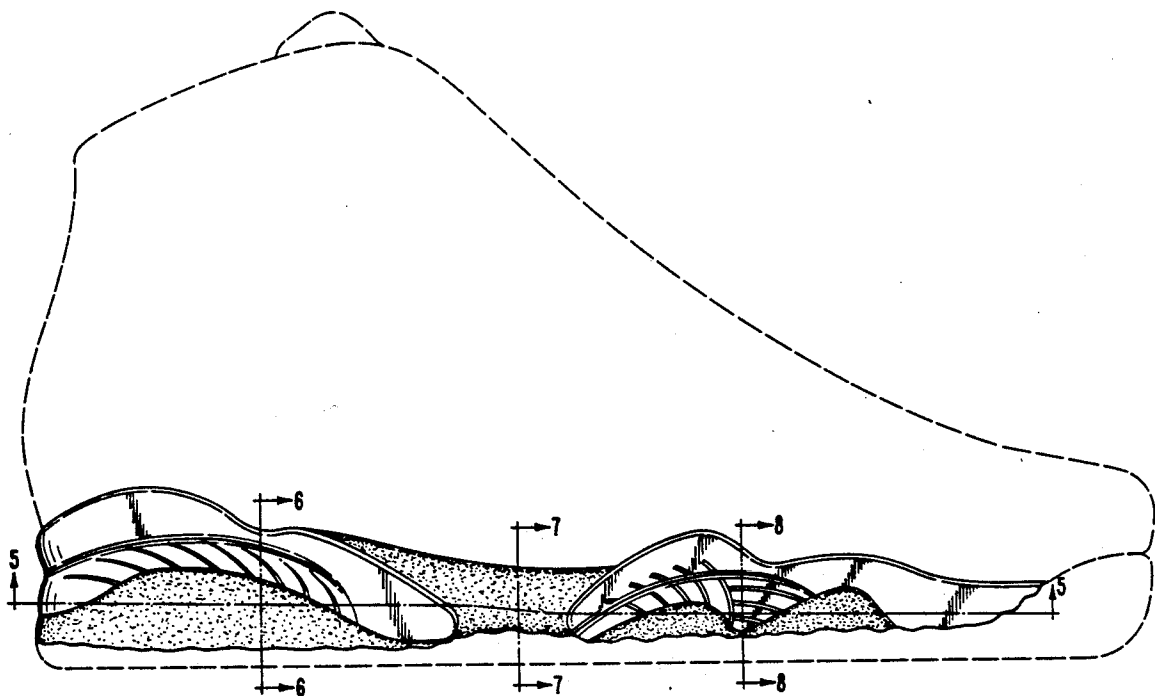
Attorney, Agent, or Firm—Banner, Birch, McKie & Beckett

[57] **CLAIM**
The ornamental design for a shoe midsole, as shown and described.

DESCRIPTION

FIG. 1 is a side elevational view of one side of a shoe midsole according to my new design;
 FIG. 2 is a side elevational view of the other side of the shoe midsole as shown in FIG. 1;
 FIG. 3 is a front elevational view of the shoe midsole as shown in FIGS. 1 and 2;
 FIG. 4 is a rear elevational view of the shoe midsole as shown in FIGS. 1 and 2;
 FIG. 5 is a cross-sectional view as shown in section 5-5 of FIG. 1;
 FIG. 6 is a cross section as shown in section 6-6 of FIG. 1;
 FIG. 7 is a cross section as shown in Section 7-7 of FIG. 1;
 FIG. 8 is a cross section as shown in section 8-8 of FIG. 1;
 FIG. 9 is a cross section as shown in section 9-9 of FIG. 2; and,
 FIG. 10 is a cross section as shown in section 10-10 of FIG. 2.

The broken line showing of a shoe upper, the broken line showing of a shoe outsole, and the internal surfaces of the cross-sections are for illustrative purposes only and form no part of the claimed design.



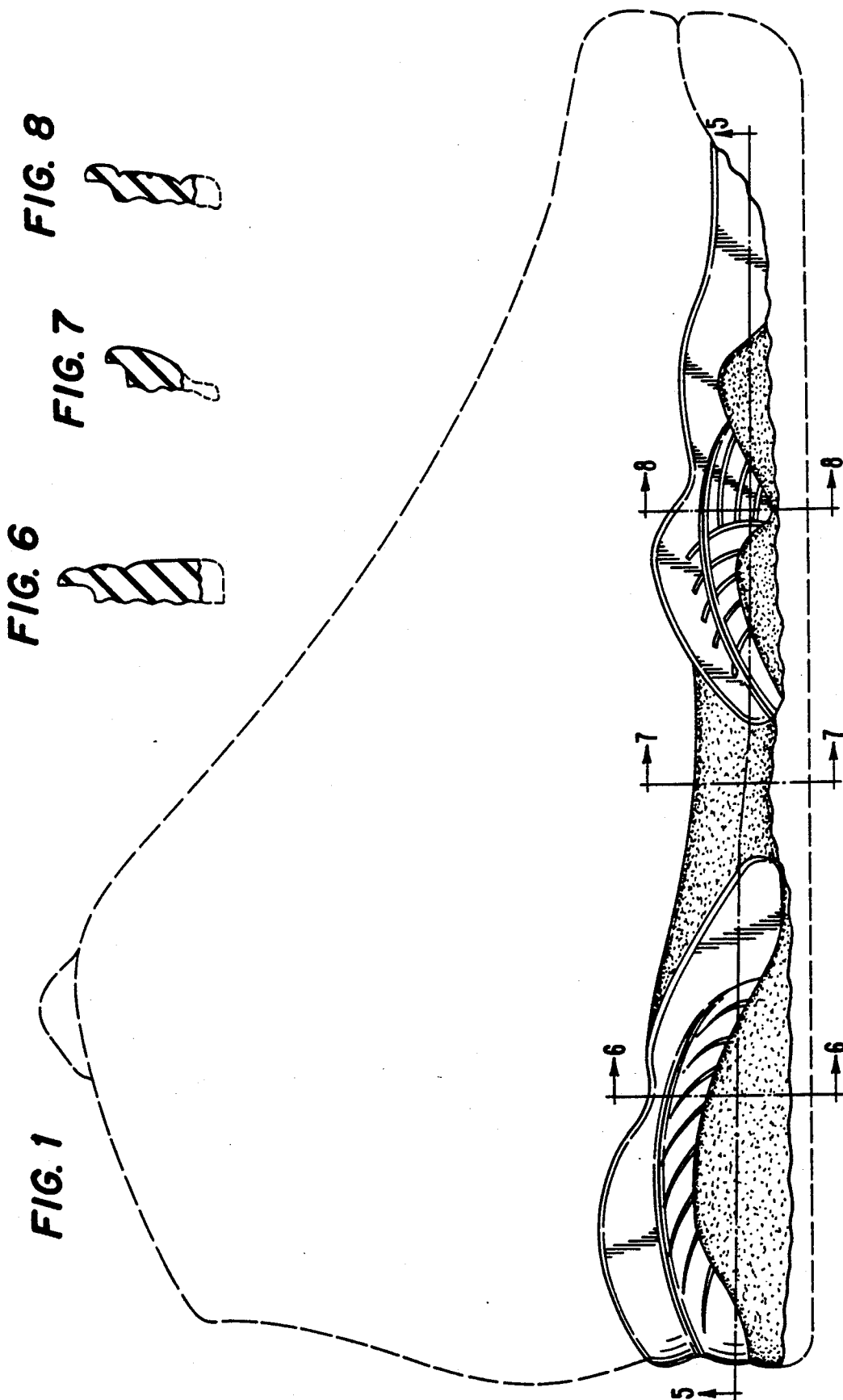


FIG. 2

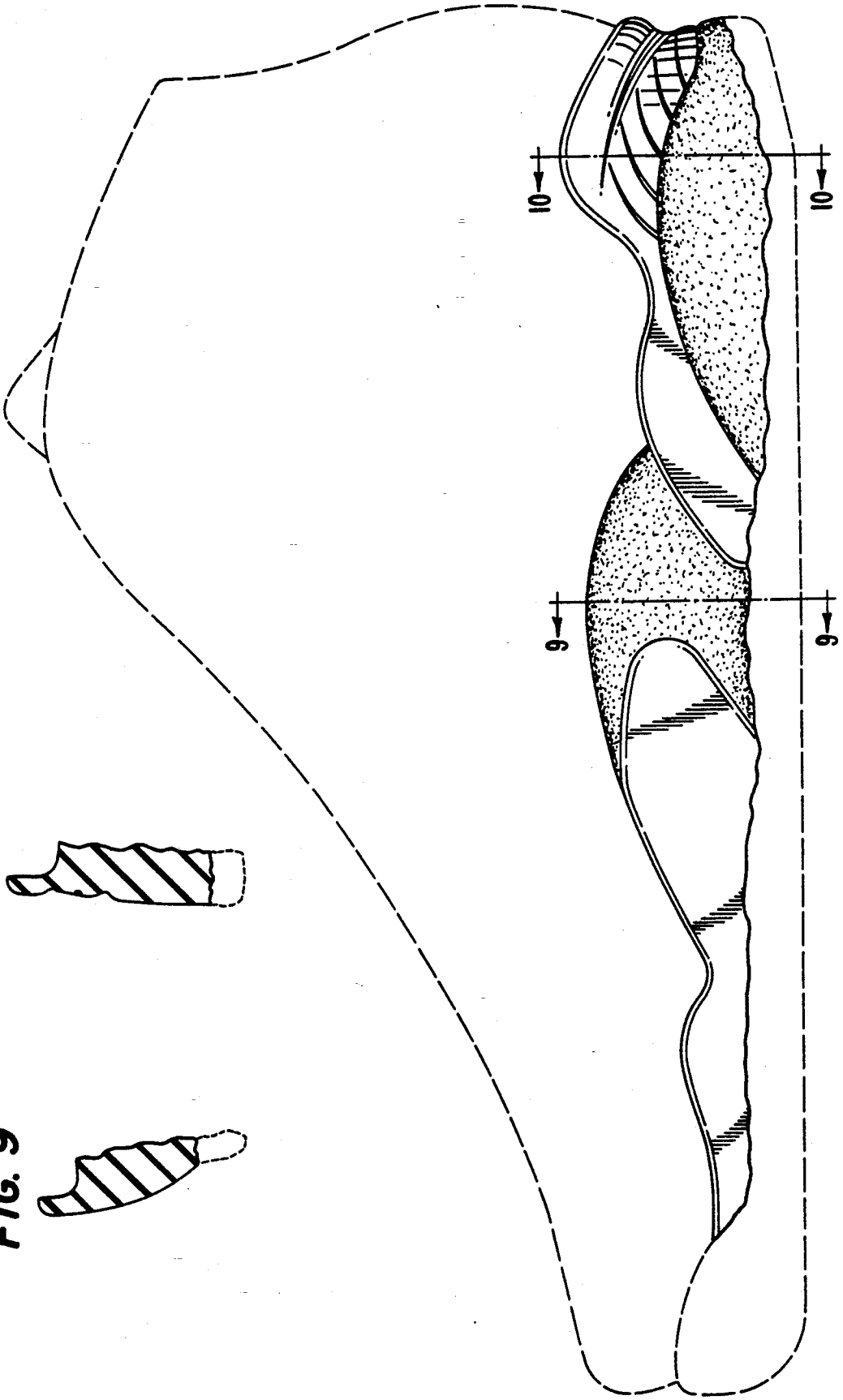


FIG. 10



FIG. 9



FIG. 4

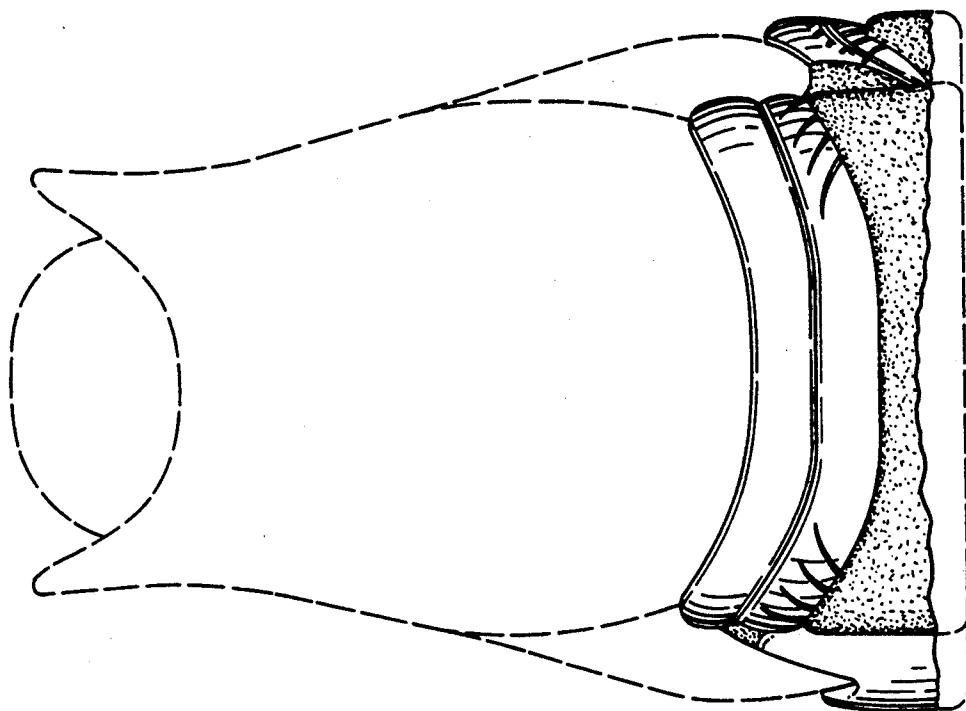


FIG. 3

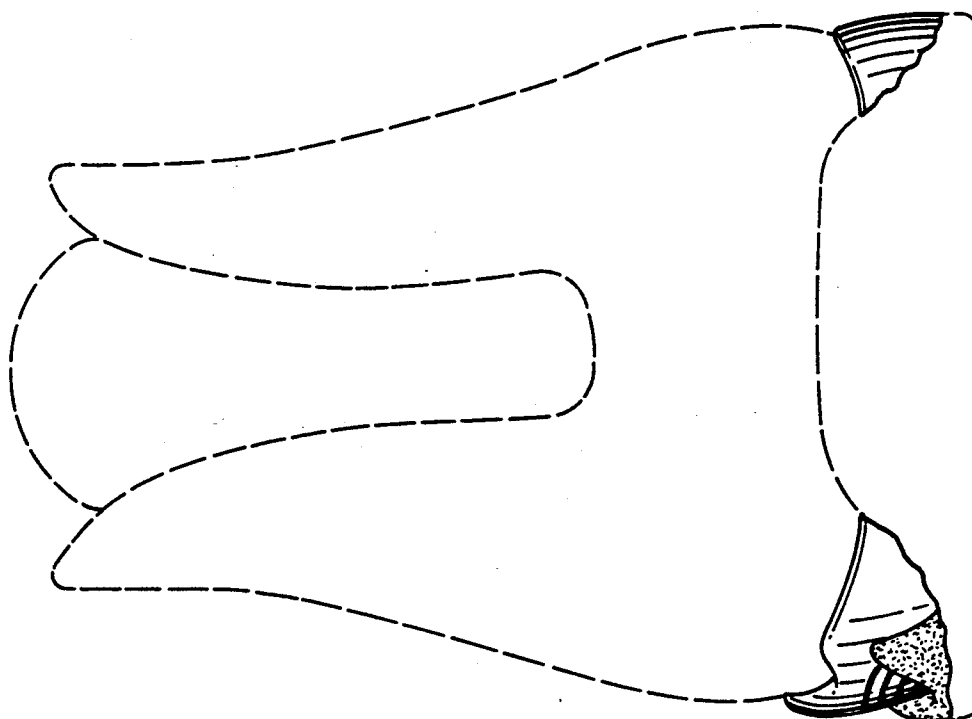


FIG. 5

