

[54] DOOR LOCK

[75] Inventor: Blair E. Johns, Phoenix, Ariz.

[73] Assignee: Modern Manufacturing, Phoenix, Ariz.

[**] Term: 14 Years

[21] Appl. No.: 588,973

[22] Filed: Sep. 27, 1990

Related U.S. Application Data

[60] Division of Ser. No. 530,086, May 25, 1990, which is a division of Ser. No. 336,647, Apr. 7, 1989, abandoned, which is a continuation of Ser. No. 10,433, Feb. 3, 1987, abandoned.

[52] U.S. Cl. D8/344

[58] Field of Search D8/330-331, D8/336, 338, 344-345; 292/297-298, 292, 295, 341.17, 340, 346

[56] References Cited

U.S. PATENT DOCUMENTS

721,045 2/1903 Keller 292/341.17
3,815,945 6/1974 Lamphere D8/344 X

3,963,269	6/1976	Rosenberg	292/346
4,076,294	2/1978	Holmberg	292/341.17 X
4,195,870	4/1980	Percoco	292/340
4,326,394	4/1982	Stein	292/292 X
4,506,527	3/1985	Grill	292/295 X
4,629,231	12/1986	Bouchard	D8/344 X

FOREIGN PATENT DOCUMENTS

148717 8/1920 United Kingdom 292/292 X

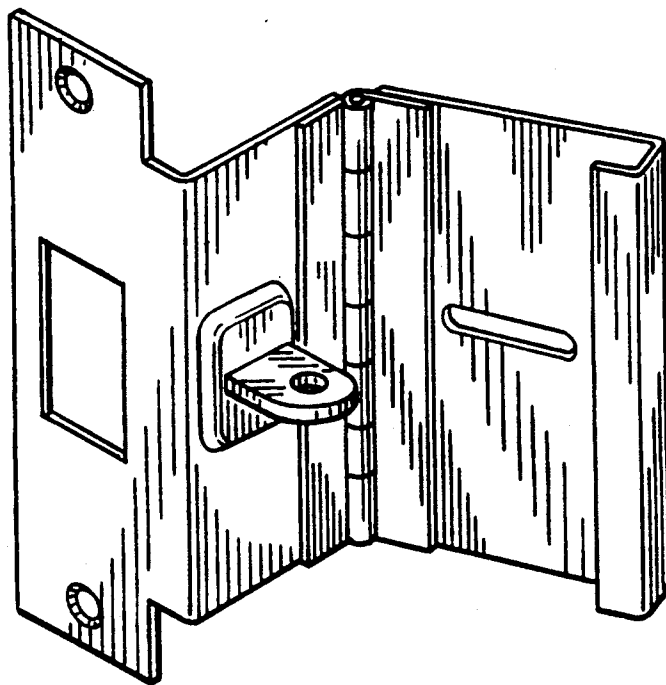
Primary Examiner—Wallace R. Burke
Assistant Examiner—Brian N. Vinson
Attorney, Agent, or Firm—Leydig, Voit & Mayer

[57] CLAIM

The ornamental design for a door lock, as shown and described.

DESCRIPTION

FIG. 1 is a top, front, and right side perspective view of a door lock showing my new design;
FIG. 2 is a front elevational view thereof;
FIG. 3 is a right side elevational view thereof;
FIG. 4 is a top plan view thereof, the bottom being a mirror image of that shown;
FIG. 5 is a rear elevational view thereof; and
FIG. 6 is a left side elevational view thereof.



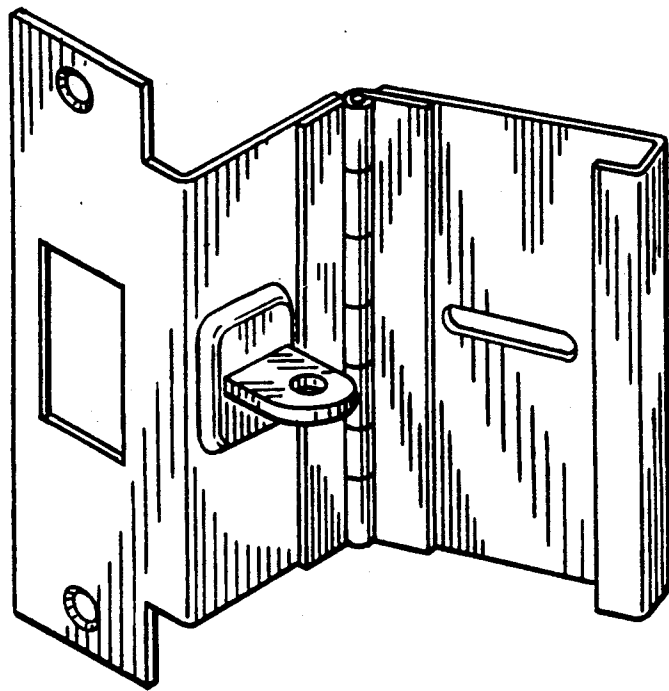


FIG. 1

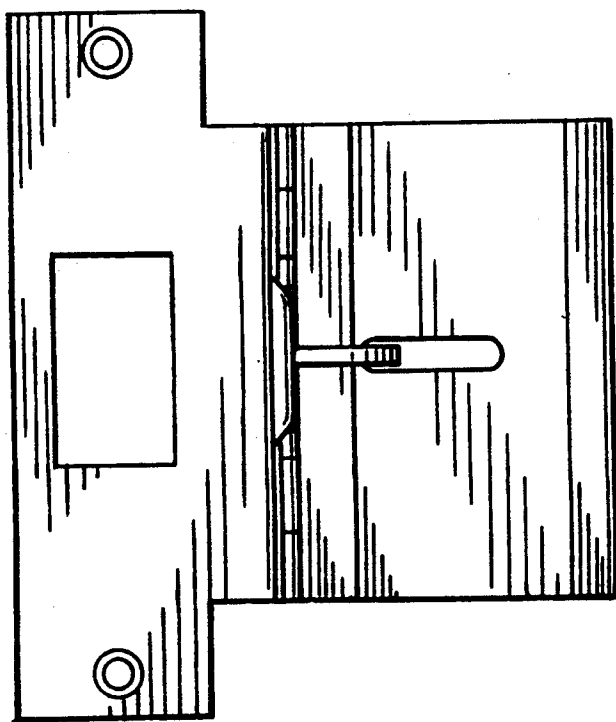


FIG. 2




FIG. 3

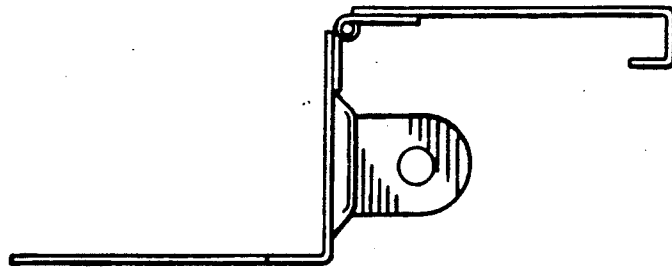


FIG. 4

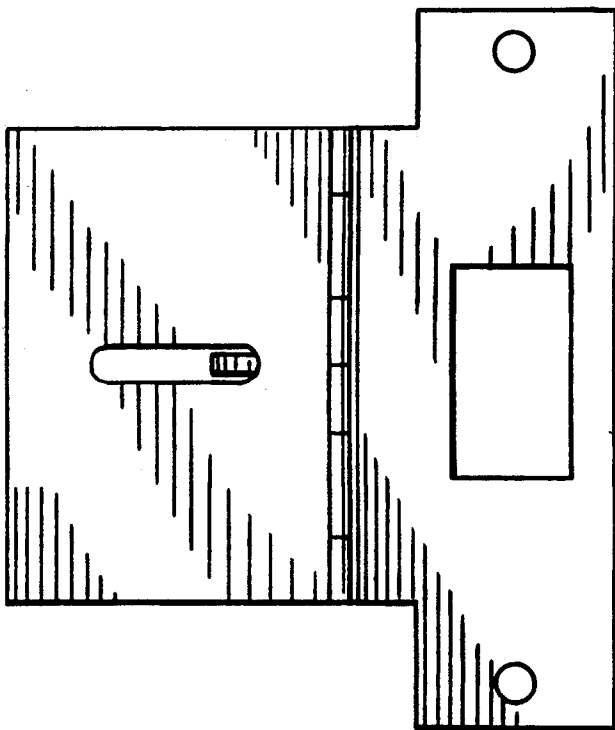


FIG. 5

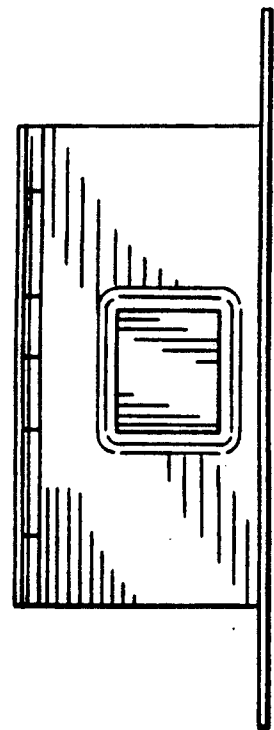


FIG. 6