



US00D361198S

United States Patent [19]

[11] Patent Number: **Des. 361,198**

Vang

[45] Date of Patent: **** Aug. 15, 1995**

[54] **UMBRELLA**

1,128,167	2/1915	Manson	362/102
2,661,849	12/1953	Spalding	135/15.1
3,150,671	9/1964	Frey	D3/5

[76] Inventor: **Zeu Vang**, 972 E. Sunnyview Rd.,
Lot 16, Oshkosh, Wis. 54901

Primary Examiner—Ralf T. Seifert

[**] Term: **14 Years**

[57] **CLAIM**

[21] Appl. No.: **17,236**

The ornamental design for a umbrella, as shown and described.

[22] Filed: **Jan. 7, 1994**

[52] U.S. Cl. **D3/5**

[58] Field of Search **D3/5-17;**
135/15.1, 16, 98, 19.5, 33.71, 20.2; 224/915,
186; D6/416; 362/102

DESCRIPTION

FIG. 1 is a front elevational view of the umbrella showing my new design;

FIG. 2 is a rear elevational view thereof;

FIG. 3 is a left side elevational view thereof;

FIG. 4 is a right side elevational view thereof;

FIG. 5 is a top plan view thereof;

FIG. 6 is a bottom plan view thereof; and,

FIG. 7 is an isometric view thereof.

The broken line showing of a figure is for illustrative purposes only and forms no part of the claimed design.

[56] References Cited

U.S. PATENT DOCUMENTS

D. 162,617	3/1951	Benivegna	D3/5
D. 336,981	7/1993	Smith	D3/5
D. 350,643	9/1994	De Marco	D3/5
1,126,293	1/1915	Ryder	D3/5

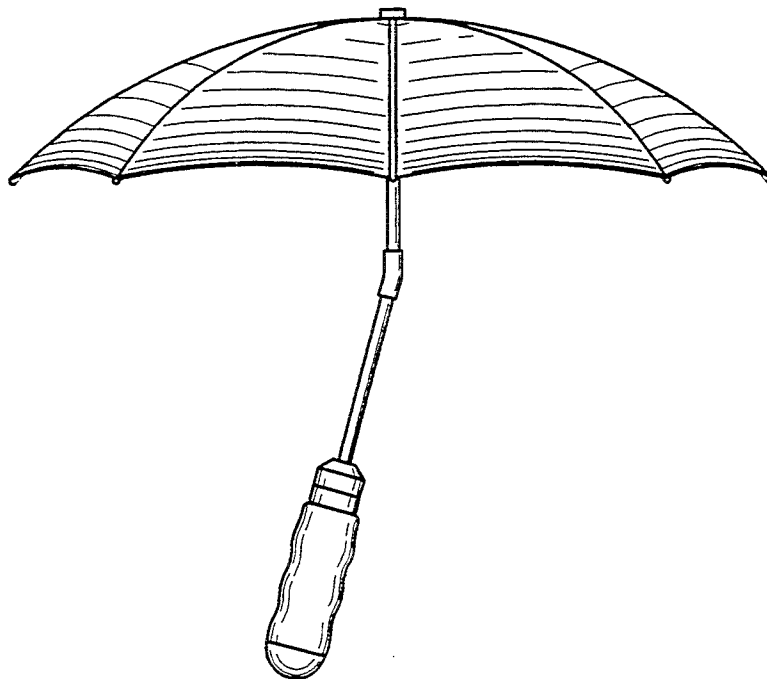


FIG. 1

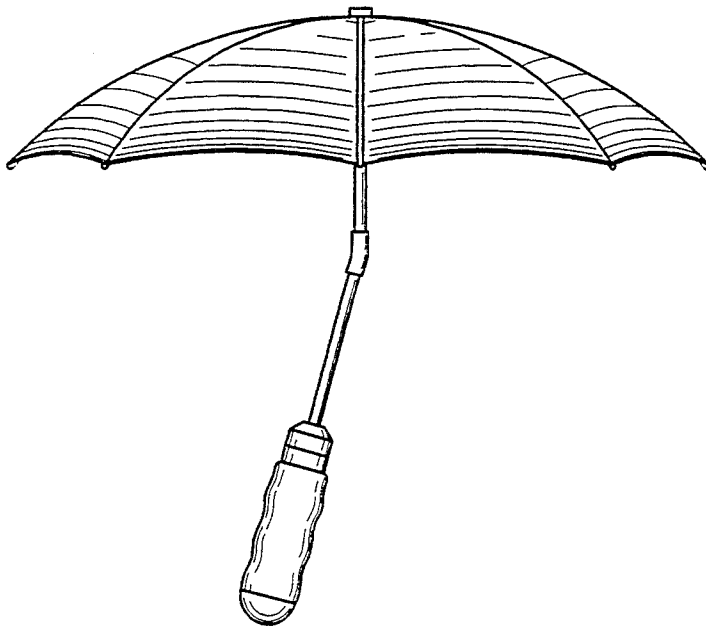


FIG. 2

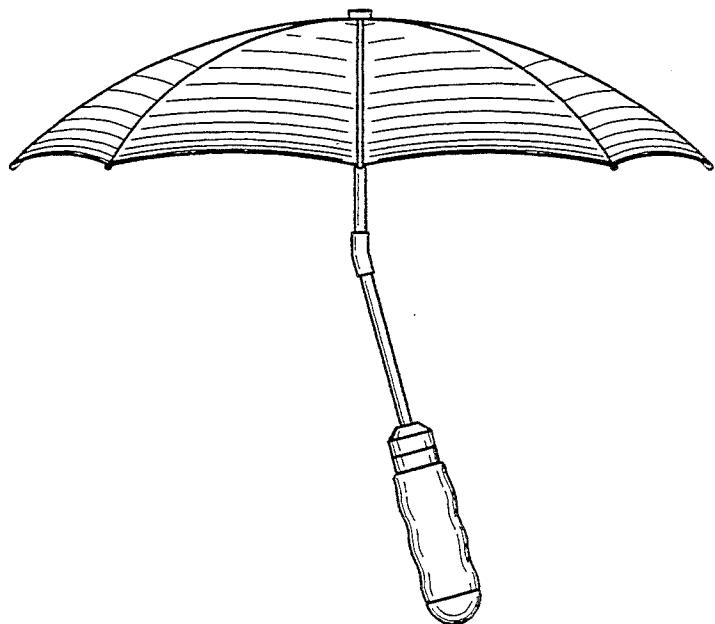


FIG. 3

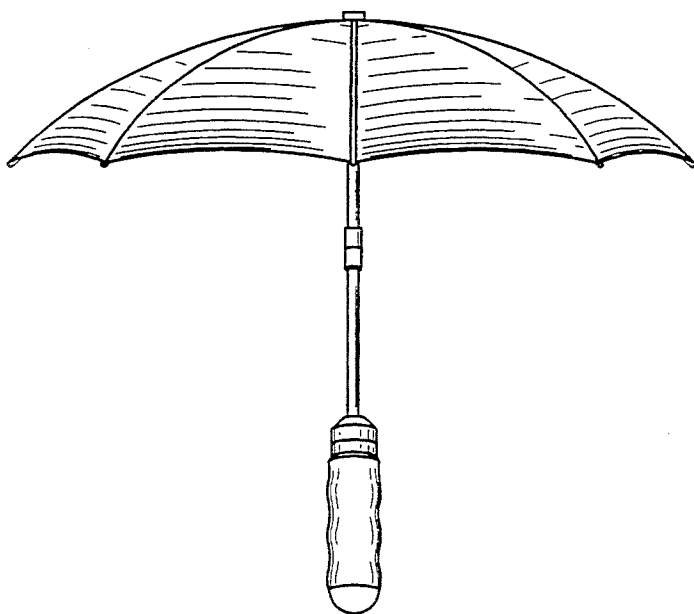


FIG. 4

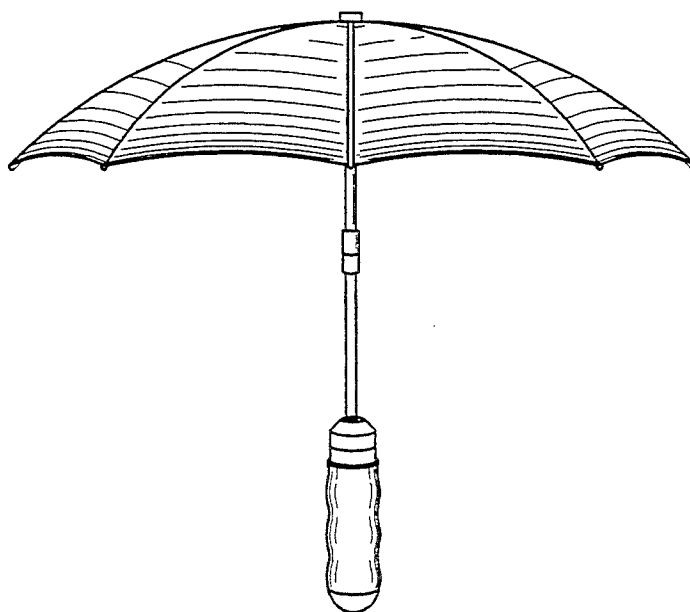


FIG. 5

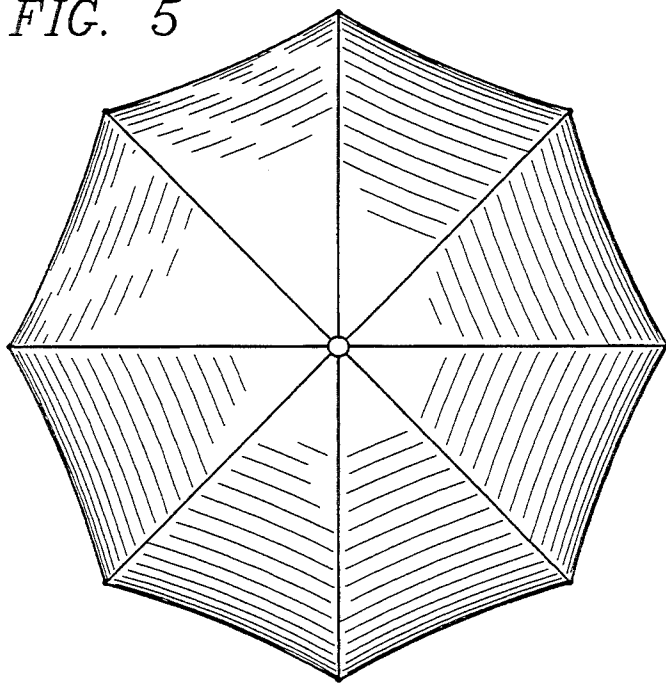


FIG. 6

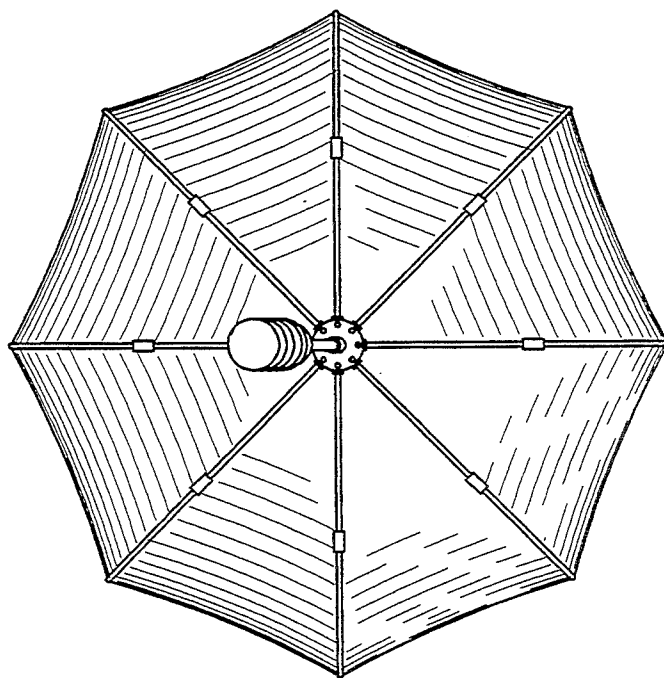


FIG. 7

