

[54] DOUCHE APPLIANCE

[75] Inventors: Ernest W. Pick, Cos Cob; Joseph M. Denaro, Stamford; Henry R. Goerke, Norwalk, all of Conn.

[73] Assignee: The Purdue Frederick Company, New York, N.Y.

[**] Term: 14 Years

[21] Appl. No.: 831,598

[22] Filed: Sep. 8, 1977

[51] Int. Cl. D24-04

[52] U.S. Cl. D24/61; D9/61

[58] Field of Search D9/60, 61, 63, 10; 215/32, 253; D24/59, 60, 61; 128/232, 227, 247, 239, DIG. 26; 222/92, 215, 541

[56] References Cited

U.S. PATENT DOCUMENTS

- D. 193,739 10/1962 Garrison et al. D9/63
- D. 232,488 8/1974 Winter et al. D24/60
- D. 235,813 7/1975 Roth D24/60

- 3,802,434 4/1974 Brooks 128/232
- 3,968,797 7/1976 Packer et al. 128/232

Primary Examiner—Bernard Ansher
Attorney, Agent, or Firm—Harold D. Steinberg

[57] CLAIM

The ornamental design for a douche appliance, as shown and described.

DESCRIPTION

FIG. 1 is a side elevation of a douche appliance illustrating our new design;

FIG. 2 is a top plan view of the douche appliance of FIG. 1;

FIG. 3 is a bottom plan view of the douche appliance of FIG. 1;

FIG. 4 is an end elevation of the douche appliance of FIG. 1 as seen from the right of FIG. 1; and

FIG. 5 is an end elevation of the douche appliance of FIG. 1 as seen from the left of FIG. 1.

The side of the douche appliance opposite from that shown in FIG. 1 is a mirror image of what is illustrated in FIG. 1.

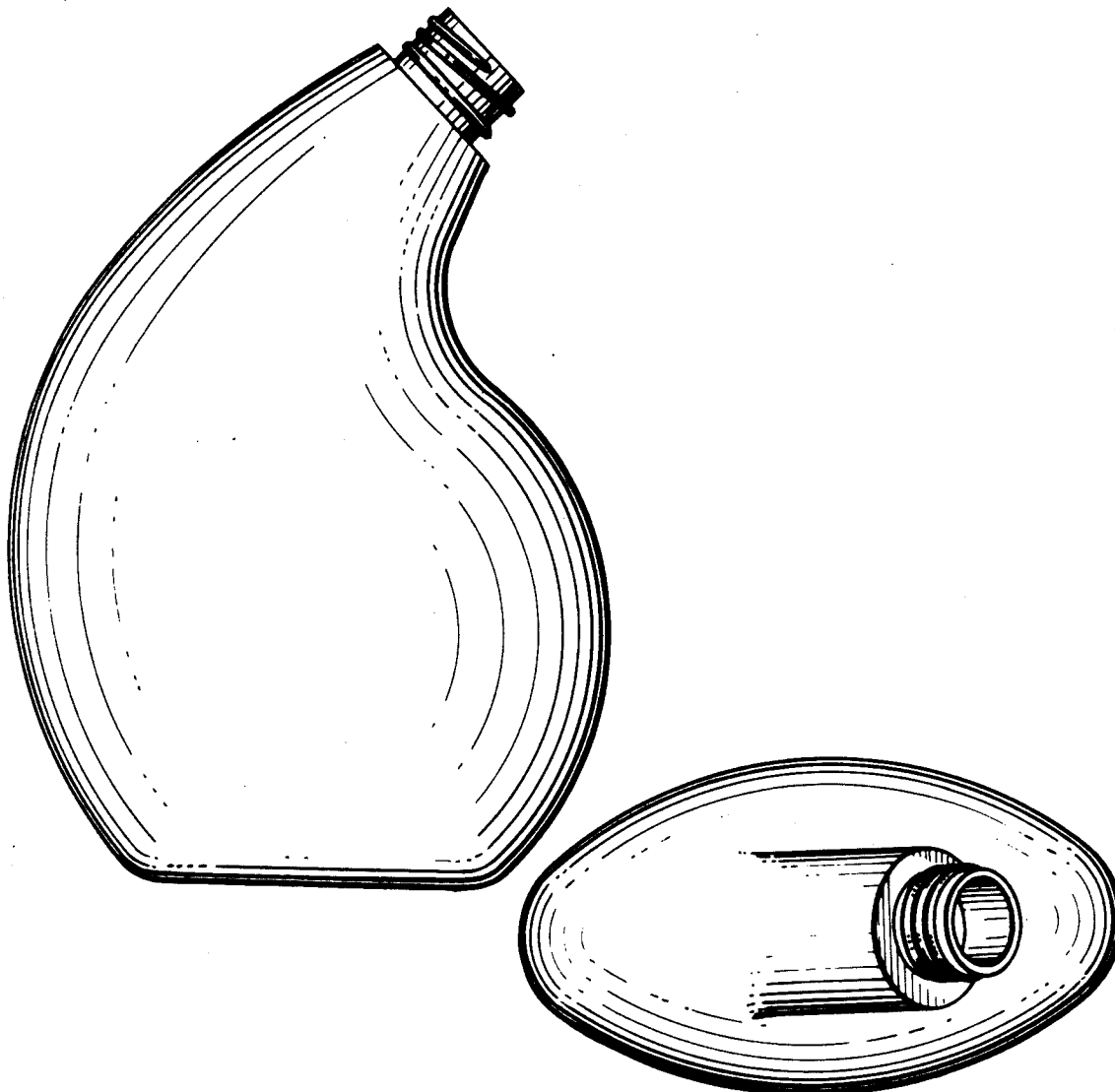


FIG. 1

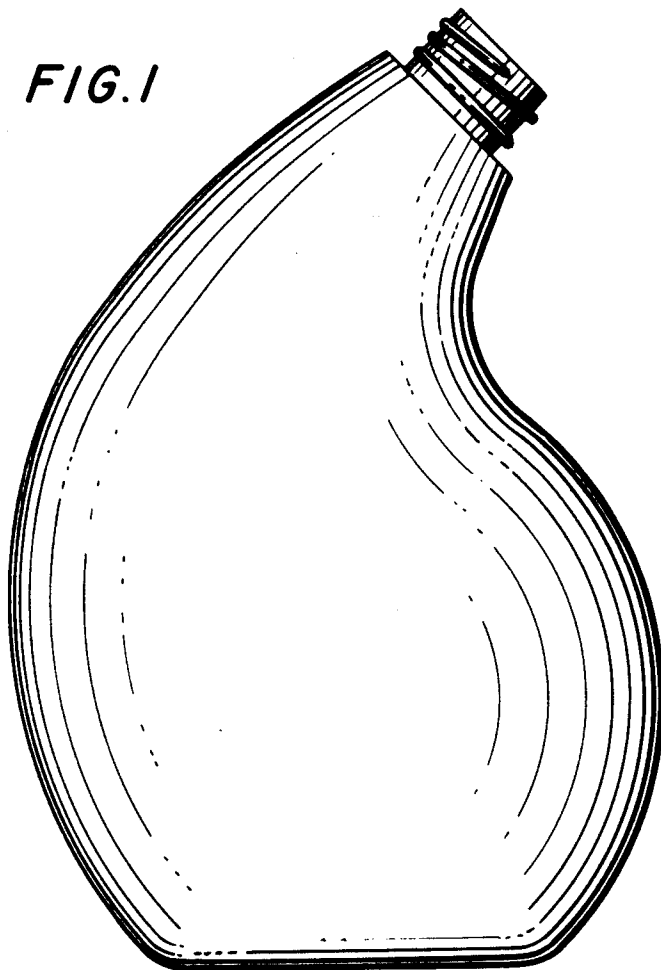


FIG. 2

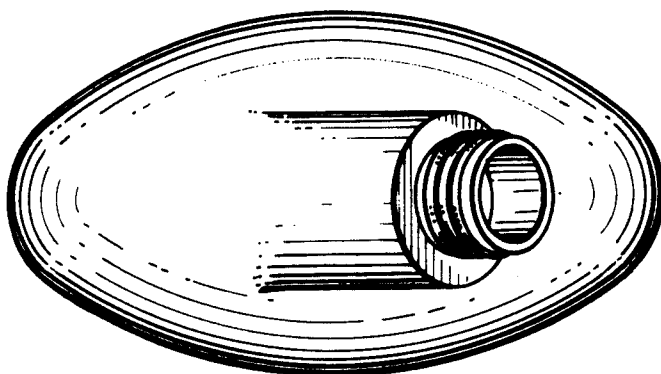


FIG. 3

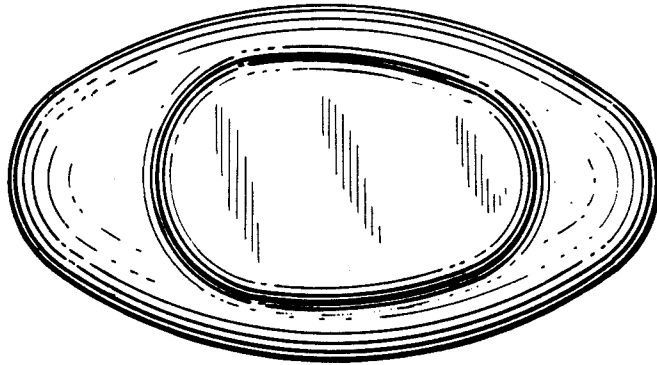


FIG. 4

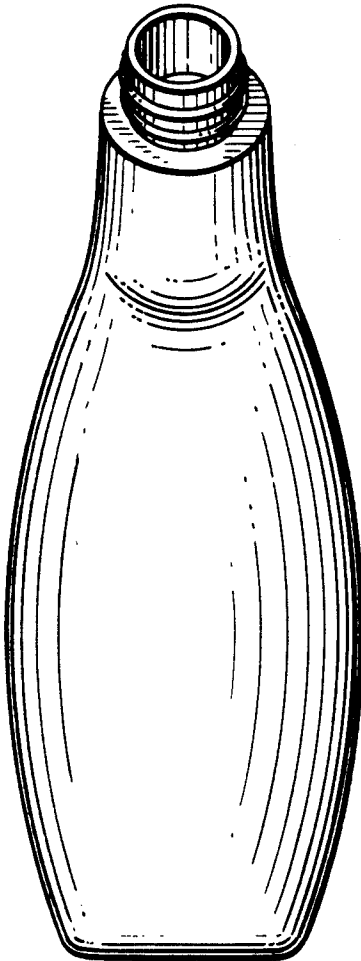


FIG. 5

