



US00D843292S

(12) **United States Design Patent**
Juergens et al.

(10) **Patent No.:** **US D843,292 S**
(45) **Date of Patent:** **** Mar. 19, 2019**

- (54) **VEHICLE WHEEL**
- (71) Applicant: **Bayerische Motoren Werke Aktiengesellschaft, Munich (DE)**
- (72) Inventors: **Dirk Juergens, Munich (DE); Rainer Mueller, Munich (DE)**
- (73) Assignee: **Bayerische Motoren Werke Aktiengesellschaft, Munich (DE)**
- (**) Term: **15 Years**
- (21) Appl. No.: **29/600,814**
- (22) Filed: **Apr. 17, 2017**
- (30) **Foreign Application Priority Data**

D784,892 S * 4/2017 Groth D12/209
 D788,676 S * 6/2017 Payne D12/209
 D791,050 S * 7/2017 Juergens D12/211
 D796,407 S * 9/2017 Krause D12/209
 D797,025 S * 9/2017 Khachatryan D12/209
 (Continued)

FOREIGN PATENT DOCUMENTS

EM 001598277-0010 1/2010
 EM 002015602-0004 8/2013

Primary Examiner — Sheryl Lane
Assistant Examiner — Calvin E Vansant
 (74) *Attorney, Agent, or Firm* — Crowell & Moring LLP

(57) **CLAIM**

The ornamental design for a vehicle wheel, as shown and described.

DESCRIPTION

This application contains subject matter related to the following co-pending U.S. design patent applications: Application Ser. No. 29/568,050, filed Jun. 15, 2016 and entitled "Vehicle Wheel;" Application Ser. No. 29/570,738, filed Jul. 12, 2016 and entitled "Vehicle Wheel;" Application Ser. No. 29/594,300, filed Feb. 17, 2017 and entitled "Vehicle Wheel;" and Application Ser. No. 29/594,702, filed Feb. 22, 2017 and entitled "Vehicle Wheel." FIG. 1 is a perspective view of a vehicle wheel according to the design; FIG. 2 is an additional perspective view thereof; FIG. 3 is an additional perspective view thereof; FIG. 4 is a front view thereof; FIG. 5 is a rear view thereof; and, FIG. 6 is a side view thereof. It is understood that no part of the rear view in FIG. 5 forms part of the claimed design. FIG. 5 is shown for environmental purposes only.


- Oct. 20, 2016 (DE) 40 2016 101 294
- (51) **LOC (11) Cl.** **12-16**
- (52) **U.S. Cl.**
USPC **D12/209**
- (58) **Field of Classification Search**
USPC D12/204-213; D21/533, 561, 563
CPC B60B 7/00; B60B 7/02; B60B 7/04; B60B 7/06; B60B 3/02; B60B 3/04; B60B 3/06; B60B 3/10; B60B 1/00; B60B 1/08; B60B 1/10; B60B 1/12
See application file for complete search history.

(56) **References Cited**

U.S. PATENT DOCUMENTS

D625,235 S 10/2010 Nissl
 D671,473 S 11/2012 Zurian
 D695,189 S * 12/2013 Zhao D12/209
 D697,003 S * 1/2014 Baum D12/209
 D706,198 S * 6/2014 Chung D12/211
 D731,945 S * 6/2015 Kern D12/211
 D743,865 S * 11/2015 Rueckheim D12/209
 D769,166 S 10/2016 Juergens et al.
 D775,575 S 1/2017 Kippes

1 Claim, 6 Drawing Sheets



(56)

References Cited

U.S. PATENT DOCUMENTS

D797,634	S	*	9/2017	Baccari	D12/209
D800,627	S	*	10/2017	Mielke	D12/209
D820,184	S	*	6/2018	Bucher	D12/209
D821,952	S	*	7/2018	Khachatryan	D12/209
D822,573	S	*	7/2018	Juergens	D12/209
D824,312	S	*	7/2018	Simm	D12/209

* cited by examiner



Fig. 1



Fig. 2



Fig. 3



Fig. 4

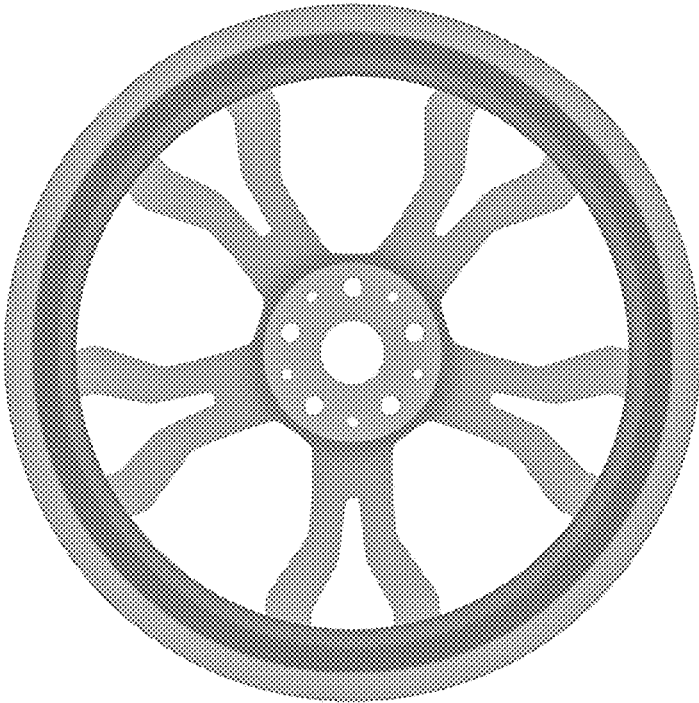


Fig. 5




Fig. 6