


Sept. 6, 1949.

E. M. SCHILLER

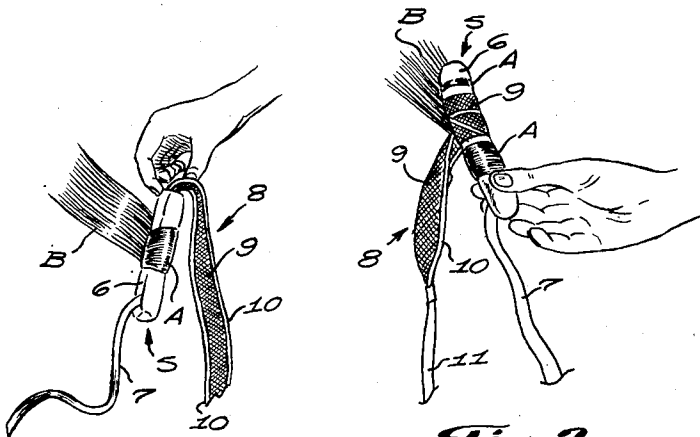
2,481,448

RINGLET CURLER

Filed Sept. 20, 1946

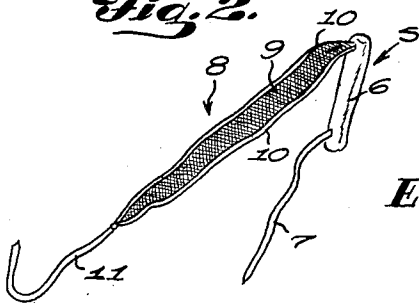


*Fig. 1.*



*Fig. 2.*

*Fig. 3.*



*Fig. 4.*

Inventor

*Elda Mae Schiller*

By

*Clarence A. O'Brien*  
*and Harvey B. Jacobson*  
Attorneys

# UNITED STATES PATENT OFFICE

2,481,448

## RINGLET CURLER

Elda Mae Schiller, Emmett, Idaho

Application September 20, 1946, Serial No. 698,272

2 Claims. (Cl. 132—42)

1

The present invention relates to an improved ringlet hair curler and the principal purpose of the invention is to structurally, functionally and otherwise improve upon known types of curlers in the same field of invention, this through the medium of a practical and efficient assemblage and coordination of parts.

Briefly, the preferred embodiment of the invention is characterized by a moisture proof pad, of appropriate dimensions and shape, said pad serving as a hair winding and curl forming member, the same being provided at its outer end with a tie element, and at its inner end with an especially constructed tape, said tape being of open-work form and terminating in a tie element cooperable with the first named tie element.

Novelty is predicated upon the pad, this constituting a rubberized fabric casing and being charged with appropriate filler means affording the desired cushioning and flexible properties.

Another feature of the invention has to do with the aforementioned tape, this being an edge-bound strip of gauze or the like and serving as a wrapper to maintain the curls properly coiled around said pad.

Other objects, features and advantages of the invention will become more readily apparent from the following description and the accompanying illustrative drawings.

Figure 1 is a perspective view showing my improved curler and the manner in which it is used;

Figure 2 is a perspective view showing the free ends of a batch of hair strands initially wound around the pad;

Figure 3 is a view based on Figure 2 and showing a further step, this primarily illustrating the stage and manner of use of the wrapper tape partially wound in place; and

Figure 4 is a perspective view of the ringlet type of hair curler per se.

Referring now to the drawings by distinguishing numerals it will be seen that the pad 5 is elongated and of generally cylindrical form, the same embodying a rubberized or other moisture proof fabric casing or jacket 6 furnished with an appropriate compressible filler (not shown). The shape and proportions of the pad will vary depending on requirements of various users. A string or the like 7 is secured to the outer end of the pad and constitutes an appropriate tie element. At the opposite inner end is the aforementioned tape 8 comprising a length of gauze or appropriate netting 9, this having its marginal edges appropriately bound as at 10 to prevent

2

unraveling. The tape is securely attached at its inner end to the corresponding inner end of the pad. The outer end is provided with a tie element 11 for co-action with the aforementioned tie 7.

In practice, the free ends of the hair strands as indicated at A in Figure 2 are wound in an obvious and well-known manner around the pad, the pad then serving as a winding core. The hair is bunched and parted as at B also in a well-known manner. Then after the hair is coiled and formed into ringlet curls the gauze tape 8 is wrapped around in windings as shown in Figure 3. Consequently, the hair is bound around the core and when the operation is finished the ties 7 and 11 are connected together in a bow or other fastened form as shown in Figure 1.

Experience has shown that this simple and practical curler is aptly fitted for the purposes intended. It is easy and convenient to handle and functions to the desired degree of nicety. The pad is conformable to the winding operations and is also appropriately cushioned to permit it to come into contact with relatively stationary objects, this to promote comfort. That is to say, the pad is sufficiently conformable and elastic to compensate for all conditions met while sleeping, or otherwise reclining. The rubberized jacket 6 renders the pad substantially moisture proof whereas the open-work form of the tape promotes free air circulation and quick drying.

A careful consideration of the foregoing description in conjunction with the invention as illustrated in the drawings will enable the reader to obtain a clear understanding and impression of the alleged features of merit and novelty sufficient to clarify the construction of the invention as hereinafter claimed.

Minor changes in shape, size, materials and rearrangement of parts may be resorted to in actual practice so long as no departure is made from the invention as claimed.

I claim:

1. A hair curler of the class described comprising an elongated cushioned pad constituting a winding core, said pad being provided at its outer end with a relatively short, flexible tie element and at its inner end with an elongated tape, said tape being of a length considerably greater than the length of said pad and terminating in an additional tie element, said pad embodying a jacket and compressible filler means in the jacket, said jacket being of water-proof material, said tape being of open-work fabric

3

for free ventilation, air circulation and drying purposes.

2. A ringlet type hair curler of the class described comprising a cushioned cloth covered winding pad, said pad being compressible to provide requisite conforming and compensating properties and being freely bendable to lend itself adaptable to contact with the head and relatively stationary objects, an elongated relatively narrow gauze tape secured at its inner end to the inner end of said pad, the marginal edges of said tape being appropriately bound, the free end of the tape terminating in a flexible tie element, and a second tie element secured to the outer end of said pad and cooperable with the first named tie element.

4

REFERENCES CITED

The following references are of record in the file of this patent:

UNITED STATES PATENTS

Number	Name	Date
1,654,775	Bailey	Jan. 3, 1928

FOREIGN PATENTS

Number	Country	Date
6,753	France	Feb. 8, 1907

ELDA MAE SCHILLER.